

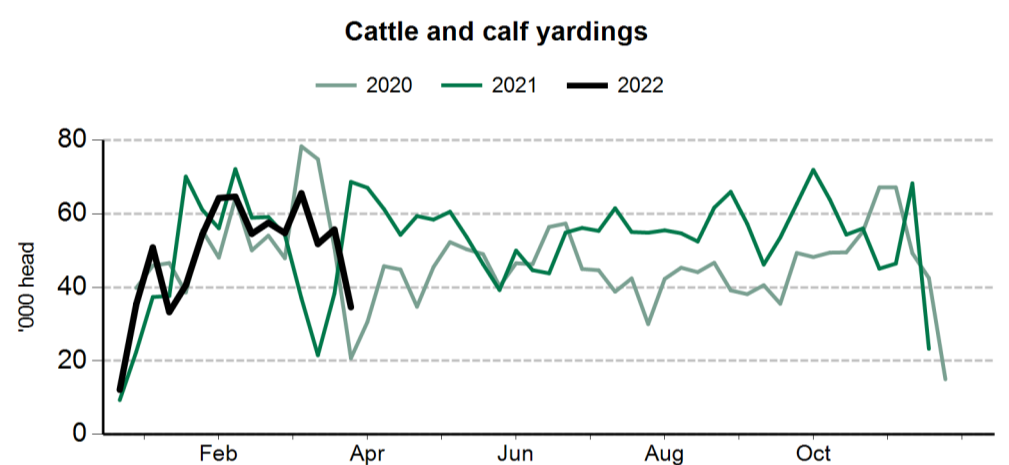
The following weekly statistical summary includes the following information:

- **Livestock movements**.....pages 1-2
 - Cattle yardings
 - Sheep yardings
 - Cattle slaughter
 - Sheep, lamb and goat slaughter
- **Cattle price indicators**.....pages 3-4
 - Saleyard indicators
 - Over-the-hook indicators
 - Live export indicators
- **Sheep and lamb indicators**.....pages 5-6
 - Saleyard indicators
 - Over-the-hook indicators
 - Live export indicators
- **General statistics**.....page 7
 - Over-the-hook goat indicators
 - Skin price indicators
 - Weekly US imported beef indicators

Cattle movements

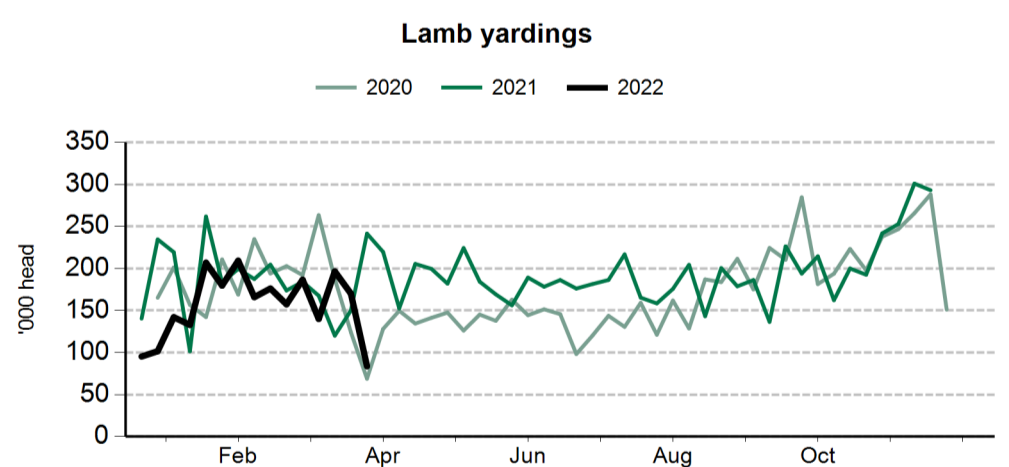
Cattle saleyard throughput		15 Apr 2022	8 Apr 2022	16 Apr 2021
Queensland	Cattle	2,296	16,231	23,982
NSW	Cattle	1,321	7,850	16,205
Victoria	Cattle	1,369	2,597	8,707
SA	Cattle	155	386	1,741
WA	Cattle	nq	615	1,892
Tasmania	Cattle	nq	132	220

Cattle slaughter		8 Apr 2022	16 Apr 2021
Queensland	Cattle	39,961	53,472
	Calves	3	83
NSW	Cattle	18,714	26,225
	Calves	351	29
Victoria	Cattle	8,813	14,633
	Calves	1,895	3,327
SA	Cattle	3,236	2,657
	Calves	0	6
Tasmania	Cattle	3,423	4,586
	Calves	849	321

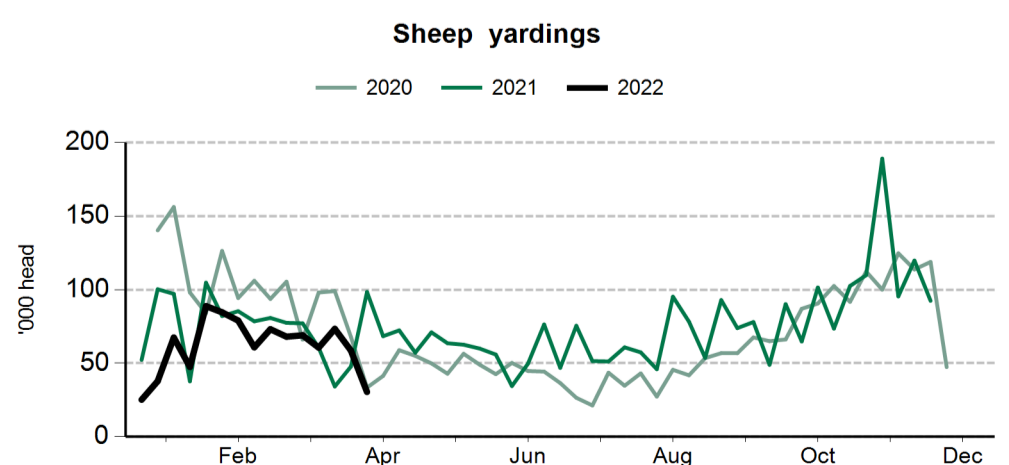


Smallstock movements

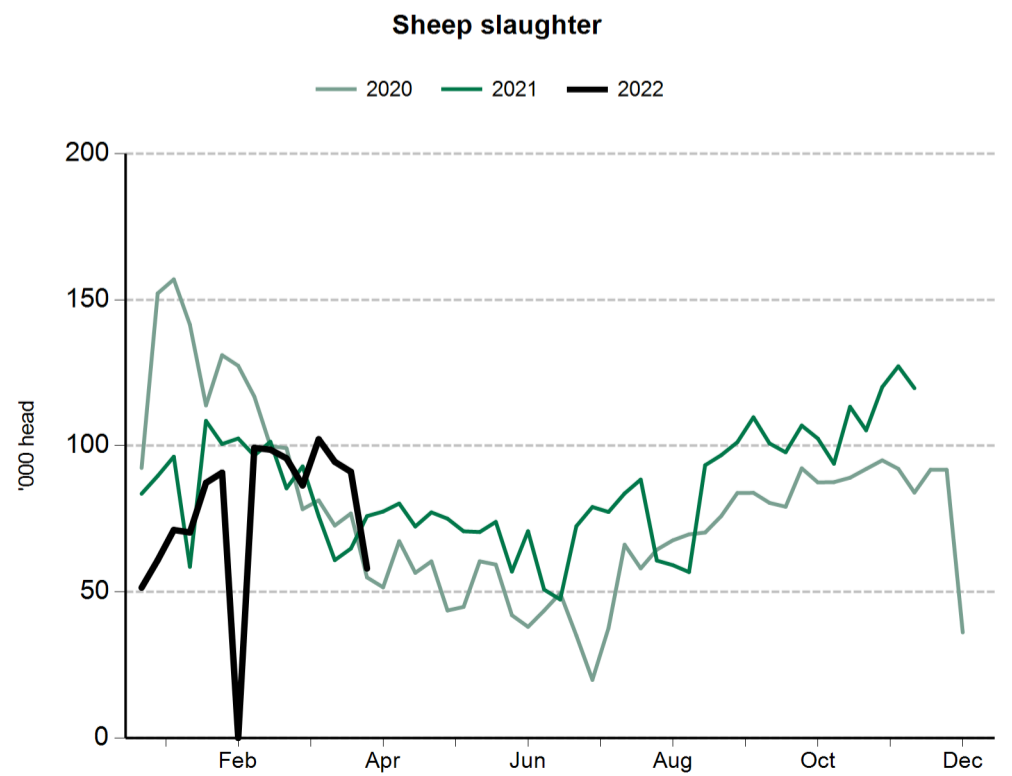
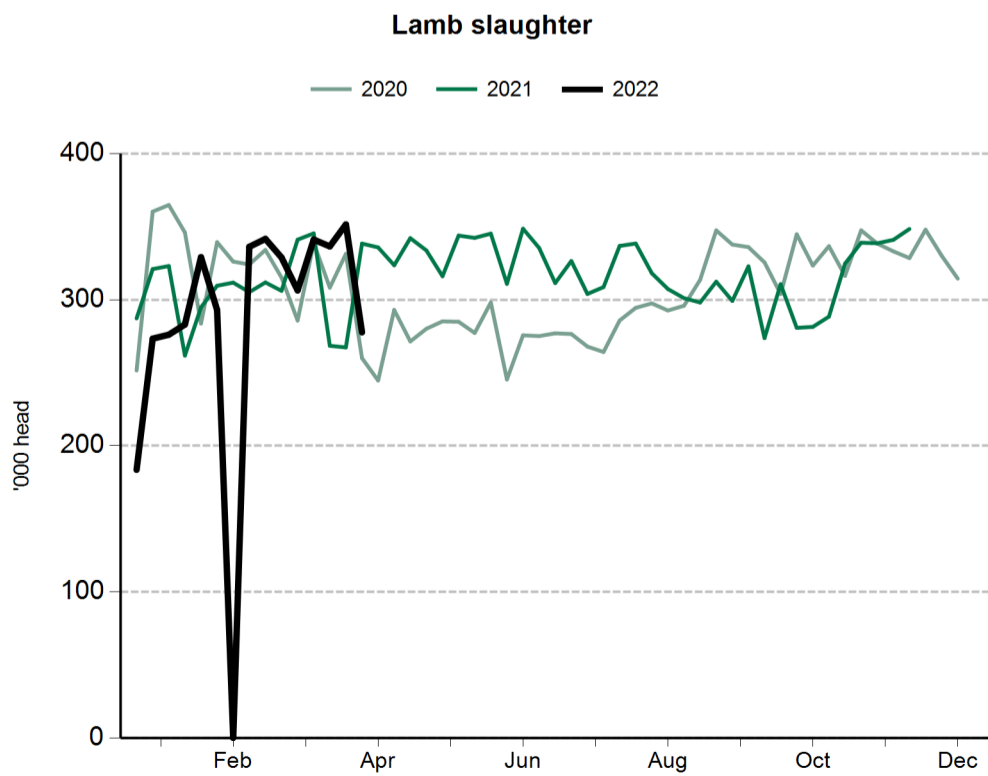
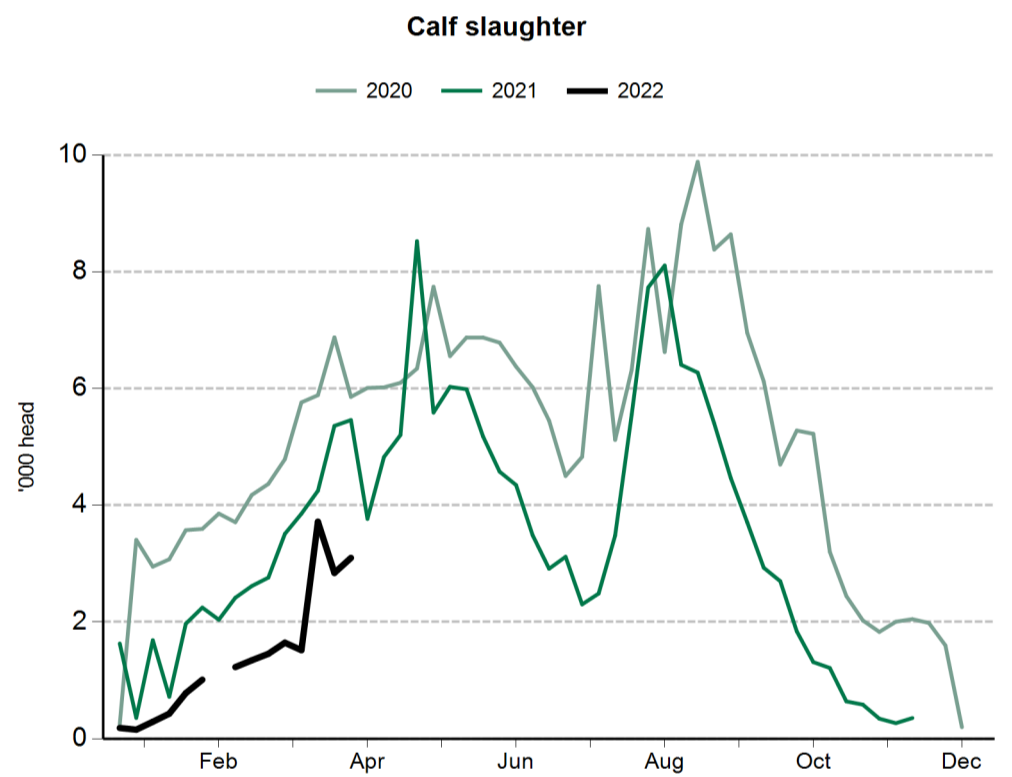
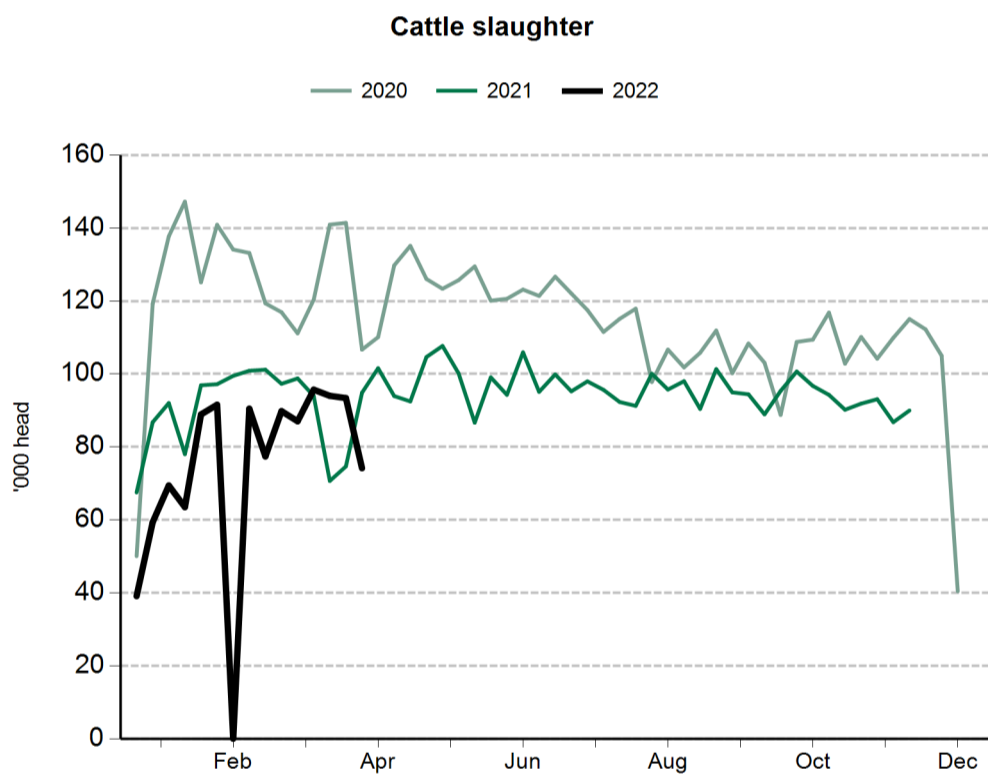
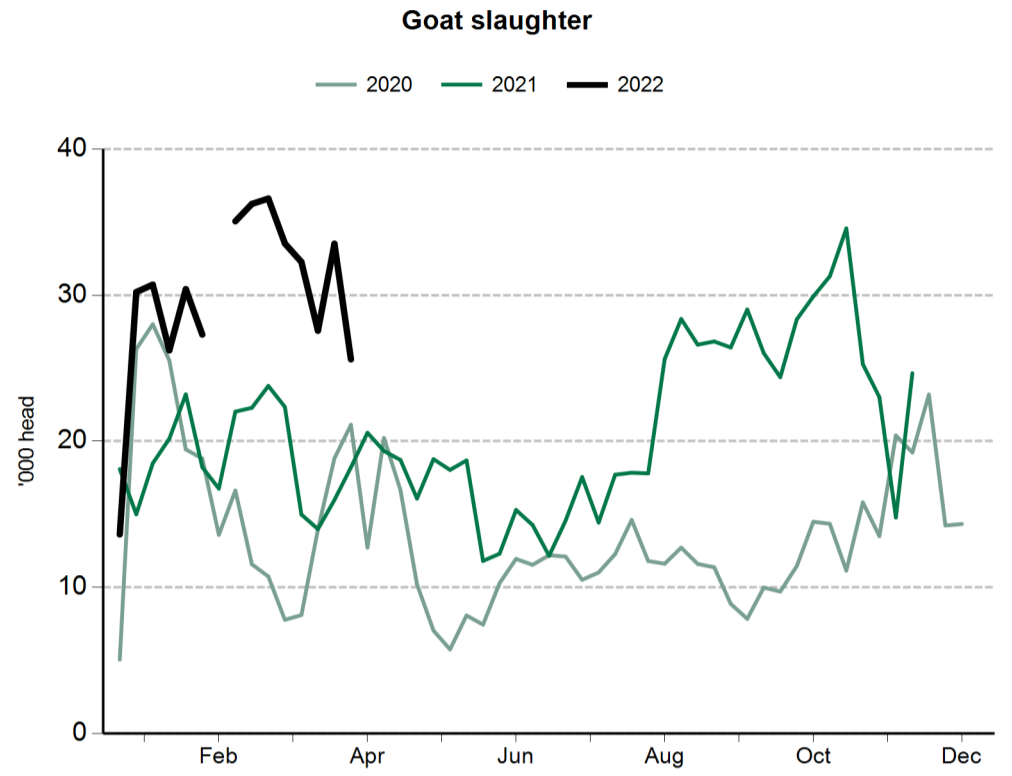
Sheep and lamb saleyard throughput		15 Apr 2022	8 Apr 2022	16 Apr 2021
NSW	Lambs	14,850	35,710	96,930
	Sheep	3,900	15,743	23,280
Victoria	Lambs	25,630	35,727	73,020
	Sheep	7,000	10,726	18,018
SA	Lambs	3,848	6,975	21,542
	Sheep	753	1,448	3,754
WA	Lambs	nq	3,949	23,557
	Sheep	nq	1,863	20,866
Tasmania	Lambs	nq	868	3,633
	Sheep	nq	nq	2,206



Sheep and lamb slaughter		8 Apr 2022	16 Apr 2021
Queensland	Lambs	102	937
	Sheep	330	1,792
NSW	Lambs	87,801	111,873
	Sheep	28,708	37,690
Victoria	Lambs	146,953	163,800
	Sheep	22,978	33,383
SA	Lambs	37,849	54,476
	Sheep	5,199	3,268
Tasmania	Lambs	4,925	4,697
	Sheep	769	1,344



Goat slaughter		8 Apr 2022	16 Apr 2021
Queensland	Goats	9,533	9,298
NSW	Goats	1,478	2,670
Victoria	Goats	11,167	7,393
SA	Goats	3,421	1,213
Tasmania	Goats	nq	nq



Cattle prices

National saleyard indicators	Live weight	Muscle/Fat	Unit	19 Apr 2022	20 Apr 2021
Restocker Steer	200-280kg	C2	¢/kg lwt	663	533
Feeder Steer	330-400kg	C2	¢/kg lwt	533	460
Vealer Steer	280-330kg	C2	¢/kg lwt	587	522
			¢/kg cwt	1104	996
Trade Steer	330-400kg	C3	¢/kg lwt	533	449
			¢/kg cwt	975	857
Medium Steer	400-500kg	C3	¢/kg lwt	440	389
			¢/kg cwt	822	728
Heavy Steer	500-600kg	C4	¢/kg lwt	428	371
			¢/kg cwt	808	674
Medium Cow	400-520kg	D3	¢/kg lwt	299	277
			¢/kg cwt	618	569
Eastern Young Cattle Indicator (EYCI)			¢/kg cwt	1072.00	910.25

Eastern states OTH indicators	Carcase weight	Muscle	Unit	23 Apr 2021
Trade steer	240-260kg	A-C	¢/kg cwt	633
Medium steer	260-280kg	A-C	¢/kg cwt	639
Heavy steer	300-400kg	A-C	¢/kg cwt	649
Medium cow	260-280kg	A-E	¢/kg cwt	541
MSA trade steer	240-260kg	A-C	¢/kg cwt	632

Feeder cattle indicators - paddock sales		Unit
Domestic		
Steers 280-350kg		¢/kg lwt
Heifers 280-350kg		¢/kg lwt
Export		
Shortfed 100-120 DOF		¢/kg lwt
Mediumfed 120-220 DOF		¢/kg lwt
Longfed 220+ DOF		¢/kg lwt

State saleyard indicators				Queensland		NSW		Victoria		SA	Tasmania
Category	Live weight	Muscle/Fat	Unit	19 Apr 2022	20 Apr 2021	19 Apr 2022	20 Apr 2021	19 Apr 2022	20 Apr 2021	20 Apr 2021	20 Apr 2021
Restocker Steer	200-280kg	C2	¢/kg lwt	665	531	568	613	nq	522	nq	nq
Feeder Steer	330-400kg	C2	¢/kg lwt	527	457	568	469	548	449	435	nq
Vealer Steer	280-330kg	C2	¢/kg lwt	513	460	612	536	584	468	461	nq
			¢/kg cwt	987	882	1144	1017	1102	857	923	nq
Trade Steer	330-400kg	C3	¢/kg lwt	nq	nq	550	466	503	421	440	nq
			¢/kg cwt	nq	nq	989	843	948	791	879	nq
Medium Steer	400-500kg	C3	¢/kg lwt	432	373	480	372	494	422	403	357
			¢/kg cwt	806	686	877	697	933	797	807	664
Heavy Steer	500-600kg	C4	¢/kg lwt	nq	357	nq	375	428	376	nq	nq
			¢/kg cwt	nq	650	nq	670	808	706	nq	nq
Medium Cow	400-520kg	D3	¢/kg lwt	296	273	352	292	356	292	nq	250
			¢/kg cwt	611	560	723	604	736	599	nq	510

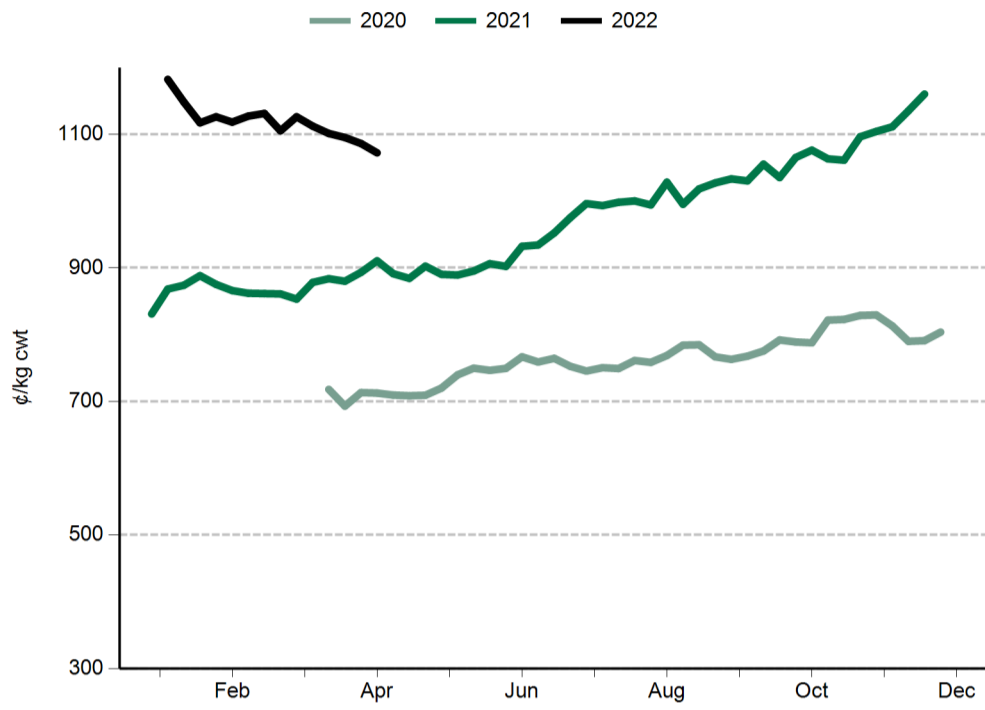
State over-the-hooks indicators				Queensland	NSW	Victoria	SA	Tasmania
Category	Carcase weight	Muscle	Unit	23 Apr 2021	23 Apr 2021	23 Apr 2021	23 Apr 2021	23 Apr 2021
Trade steer	240-260kg	A-C	¢/kg cwt	654	650	677	nq	551
Medium steer	260-280kg	A-C	¢/kg cwt	649	635	678	nq	595
Heavy steer	300-400kg	A-C	¢/kg cwt	659	646	684	nq	605
Medium cow	260-280kg	A-E	¢/kg cwt	555	555	530	569	497
MSA trade steer	240-260kg	A-C	¢/kg cwt	657	635	nq	605	nq

WA saleyard indicators		Unit	20 Apr 2021
WYCI		¢/kg cwt	958
Medium Cow		¢/kg lwt	274
Medium Steer		¢/kg lwt	439

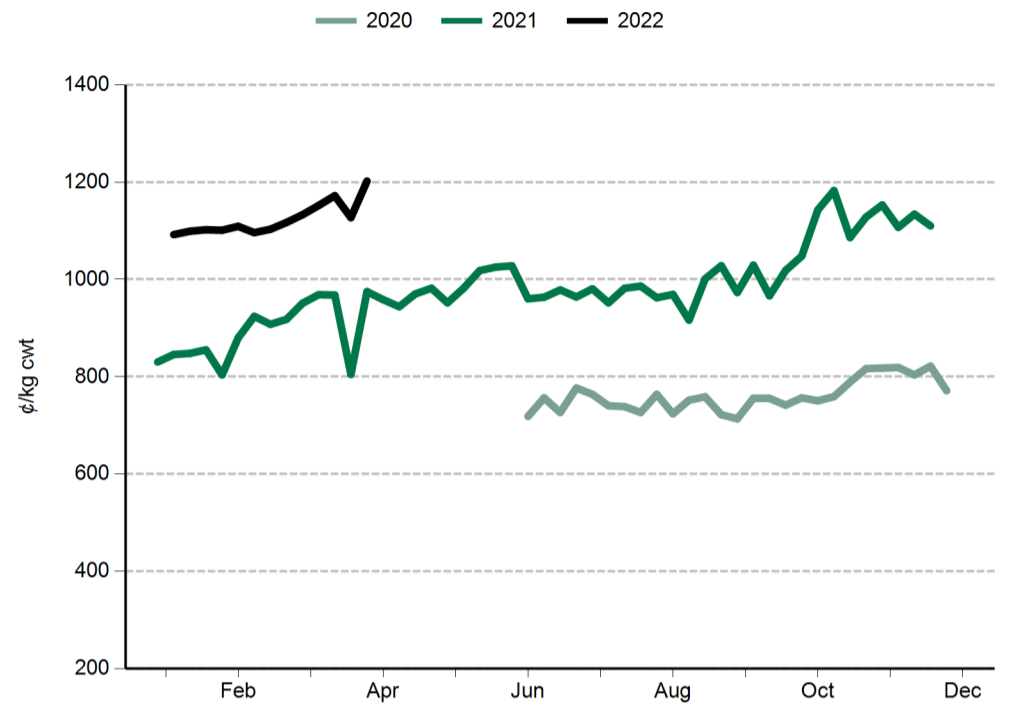
WA over-the-hooks indicators		Unit	23 Apr 2021
Grassfed yearling		¢/kg cwt	nq
Grainfed yearling		¢/kg cwt	nq
MSA yearling		¢/kg cwt	nq

Live Export Price Quotes			Unit	8 Apr 2022	16 Apr 2021
Light Steer	260 - 360 kg	Townsville	¢/kg lwt	nq	400
	260 - 360 kg	Darwin	¢/kg lwt	nq	nq
Light Heifer	260 - 360 kg	Townsville	¢/kg lwt	nq	375
	260 - 360 kg	Darwin	¢/kg lwt	nq	nq

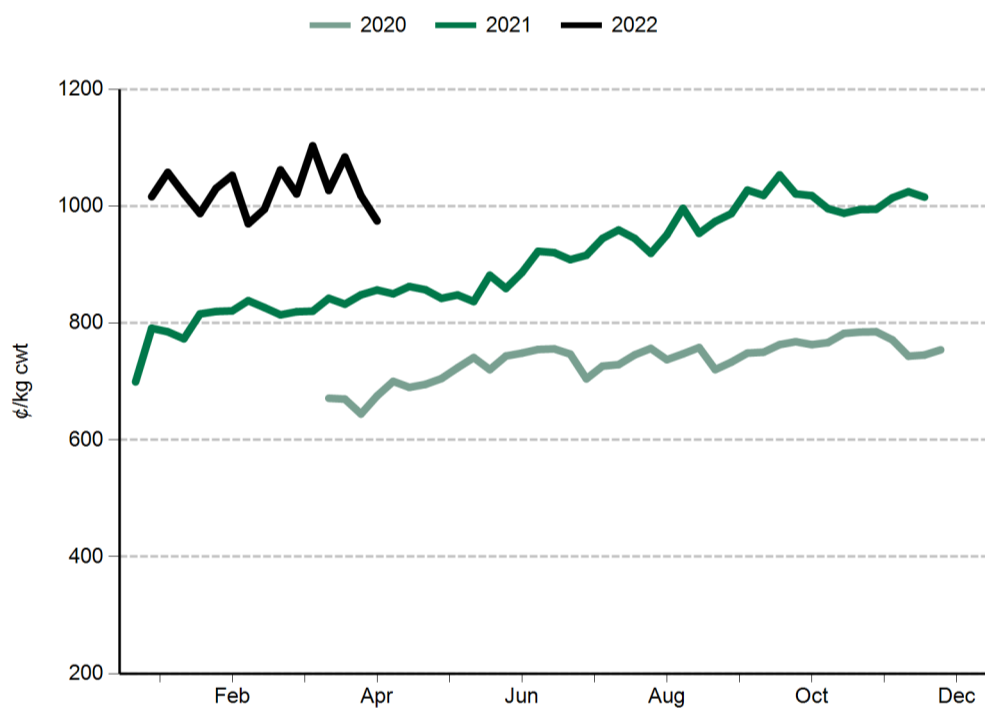
Eastern Young Cattle Indicator (EYCI)



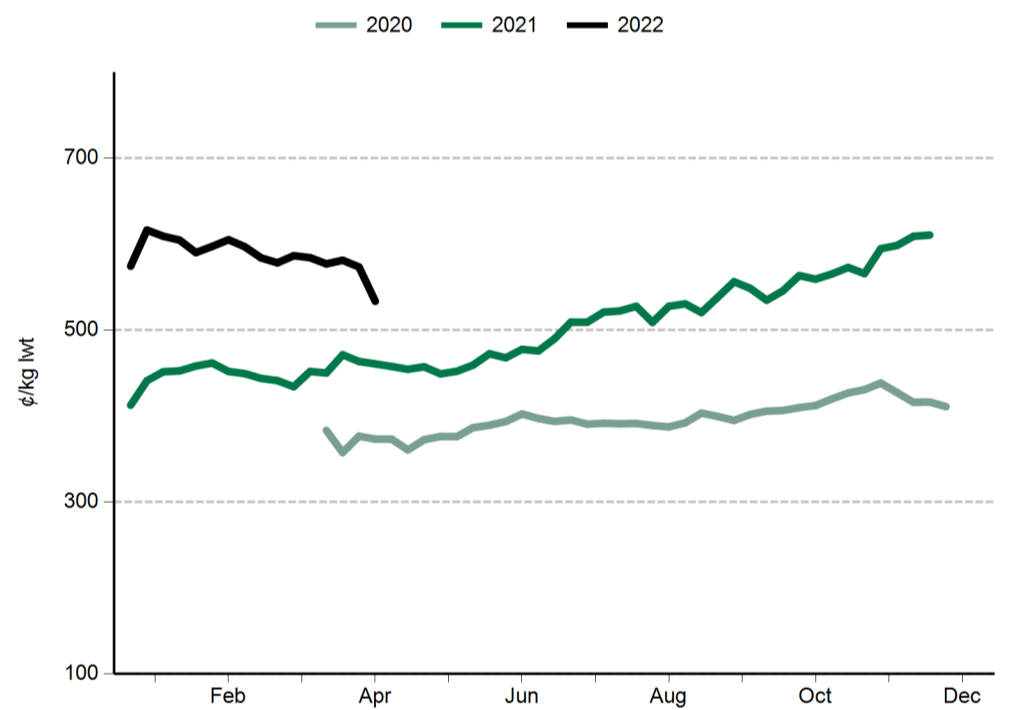
Western Young Cattle Indicator (WYCI)



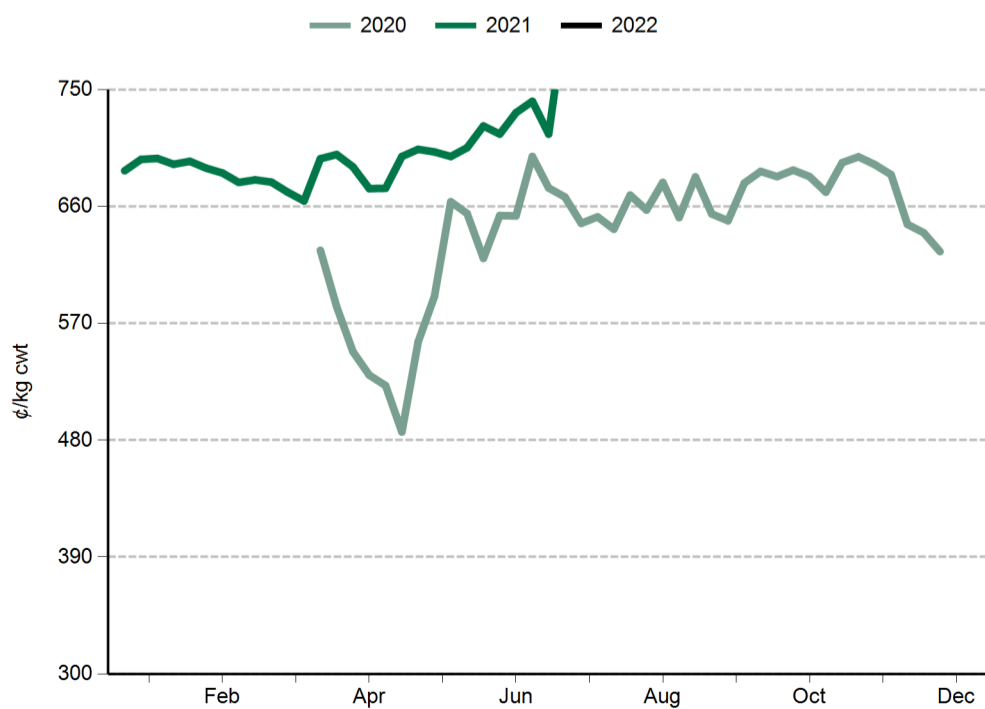
Trade steer



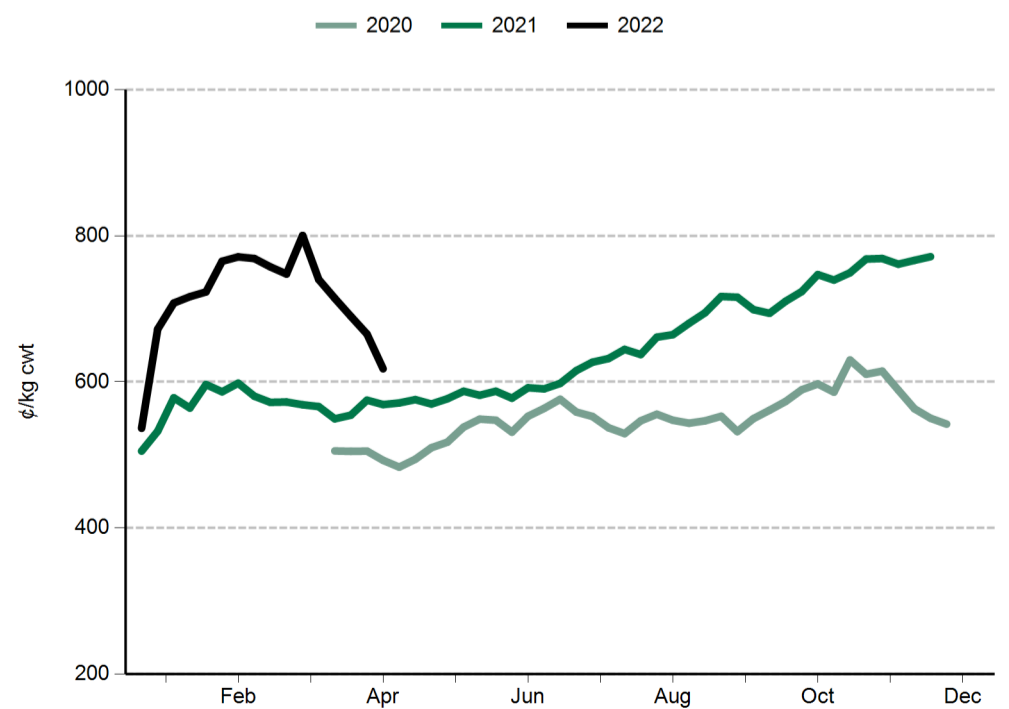
Feeder steer



Heavy steer



Medium cow



Sheep and lamb prices

Eastern States Trade Lamb Indicator (¢/kg cwt)	19 Apr 2022	20 Apr 2021
ESTLI	802	808

National saleyard sheep and lamb indicators (¢/kg cwt)		19 Apr 2022	20 Apr 2021
Merino lamb	16-22kg	715	754
Restocker/feeder lamb	0-18kg	867	886
Light lamb	12-18kg	792	807
Trade lamb	18-22kg	799	787
Heavy lamb	22+kg	775	779
Mutton	18-24kg	601	635

National OTH sheep and lamb indicators (¢/kg cwt)		23 Apr 2021
Medium trade lamb	18-20kg	764
Heavy trade lamb	20-22kg	764
Heavy lamb	22-24kg	762
Mutton	18-24kg	639

State saleyard sheep and lamb indicators (¢/kg cwt)		Victoria		NSW		SA		WA		Tasmania
		19 Apr 2022	20 Apr 2021	19 Apr 2022	20 Apr 2021	19 Apr 2022	20 Apr 2021	19 Apr 2022	20 Apr 2021	20 Apr 2021
Merino lamb	16-22kg	697	752	831	763	701	745	487	720	nq
Restocker/feeder lamb	0-18kg	828	901	961	993	730	964	546	707	974
Light lamb	12-18kg	826	835	809	845	777	852	530	722	800
Trade lamb	18-22kg	798	816	816	812	797	766	553	710	743
Heavy lamb	22+kg	772	775	780	788	771	753	652	745	733
Mutton	18-24kg	602	662	616	646	531	666	483	565	595

Over-the-hooks sheep and lamb indicators (¢/kg cwt)		Victoria	NSW	SA	WA	Tasmania
		23 Apr 2021	23 Apr 2021	23 Apr 2021	23 Apr 2021	23 Apr 2021
Medium trade lamb	18-20kg	774	757	783	740	nq
Heavy trade lamb	20-22kg	774	757	783	740	nq
Heavy lamb	22-24kg	768	757	783	740	nq
Mutton	18-24kg	662	665	627	603	nq

Live export price quotes (A\$/head)		12 Apr 2022	20 Apr 2021
Live wether	Muchea	113	146

Glossary:

cwt – carcase weight

lwt – live weight

OTH – over-the-hooks. Refers to the marketing of cattle/sheep/lambs directly from the farm to an abattoir where a producer is paid for the value of the carcase based on a sliding grid.

CIF – Cost, insurance, freight. The quoted price for the goods including freight and insurance costs delivered to final destination.

C&F – Cost and freight. Refers to the quoted price for the goods, including freight to the delivery point, but not insurance.

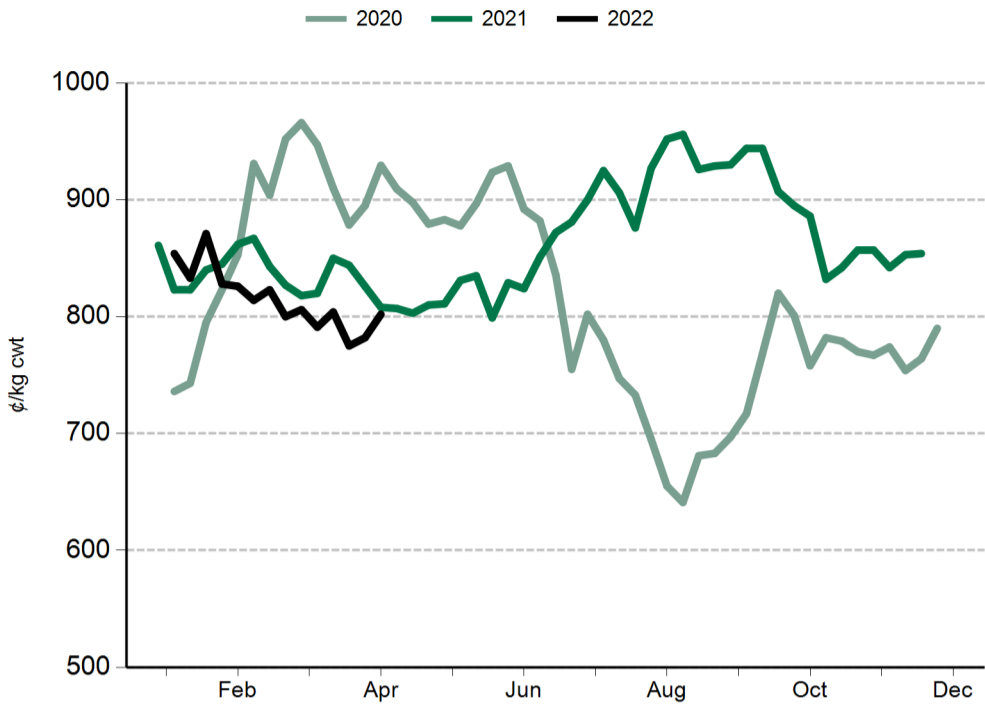
FAS – Free alongside ship. Refers to export price quotes where the seller is obliged to pay warehouse services, packing, inland freight and port charges, but not placement of goods onto the ship. The buyer is obliged to pay overseas freight, charges in foreign port, customs duties, quarantine and delivery to final destination. (See also 'FOB').

EYCI – Eastern Young Cattle Indicator. A seven day rolling average from 24 saleyards across NSW, Victoria and Queensland. It includes vealer and yearling heifers and steers, grade score C2 or C3, with live weight from 200kg.

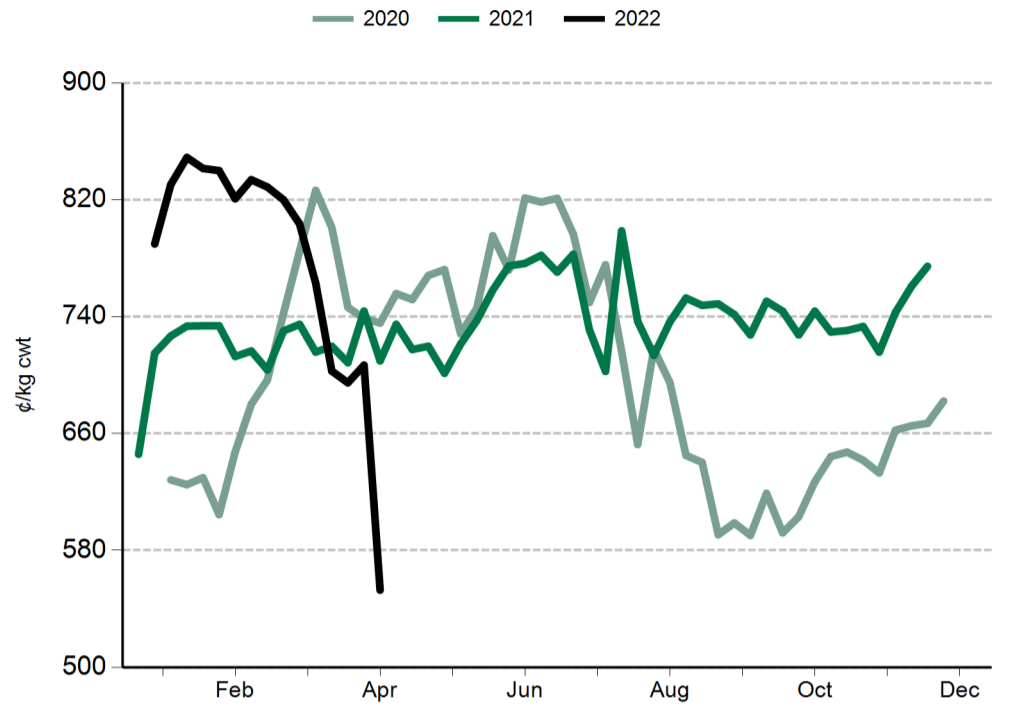
WYCI – Western Young Cattle Indicator. A benchmark of the value of young cattle in WA saleyards. It includes vealer and yearling heifers and steers, grade score C2 or C3, 180kg+ live weight.

All data is collected by MLA's NLRS, unless specified otherwise.

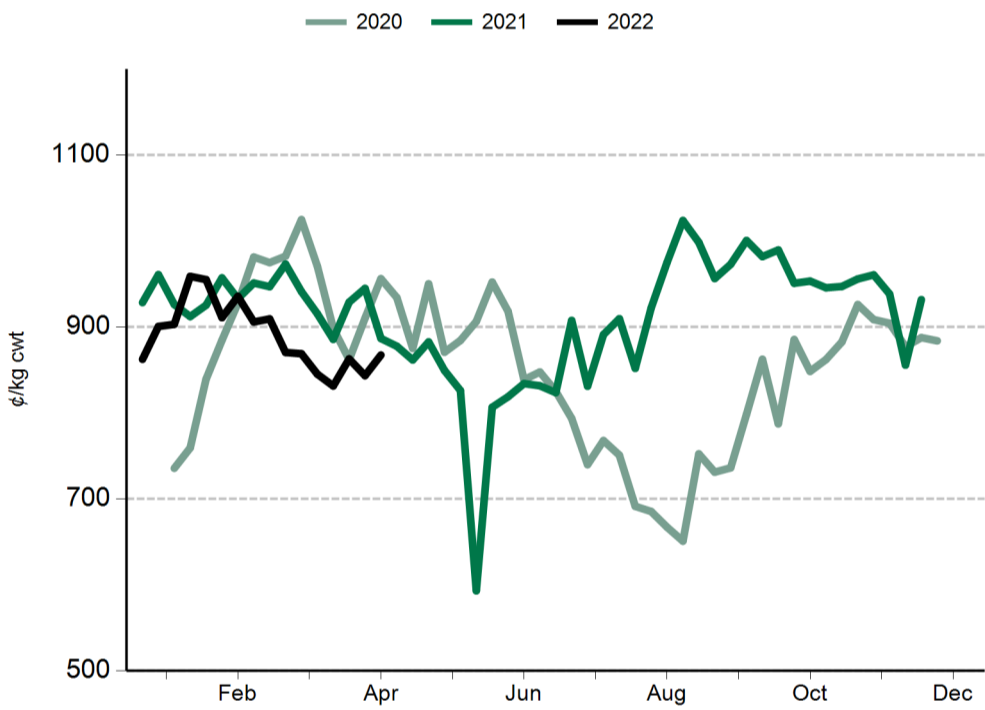
Eastern States Trade Lamb Indicator (ESTLI)



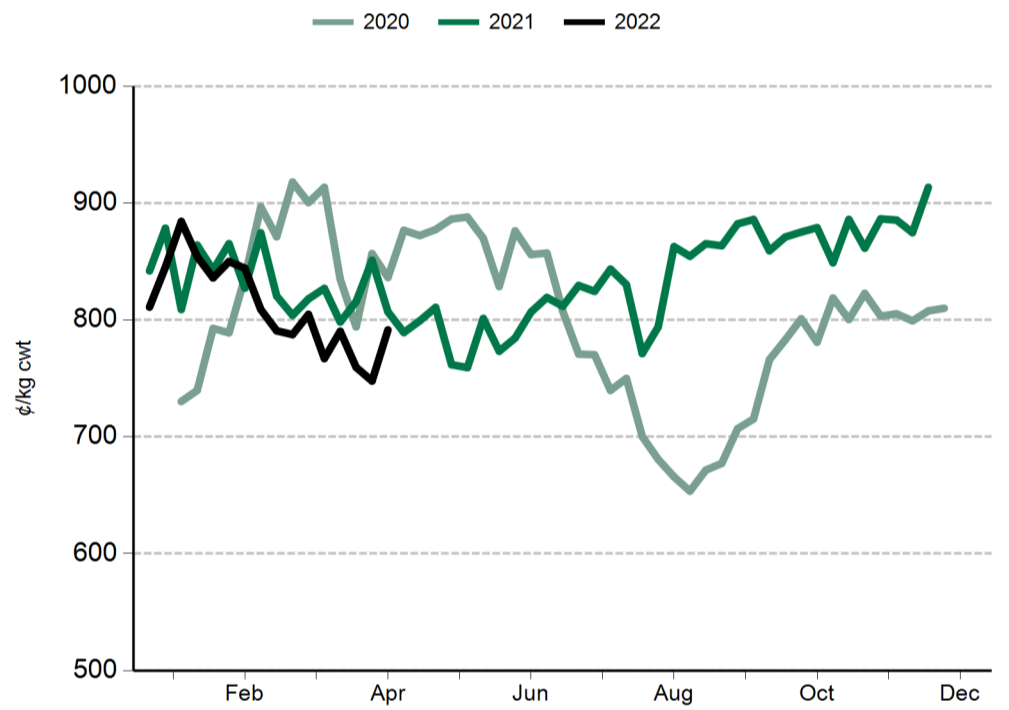
Western Trade Lamb Indicator (WTLI)



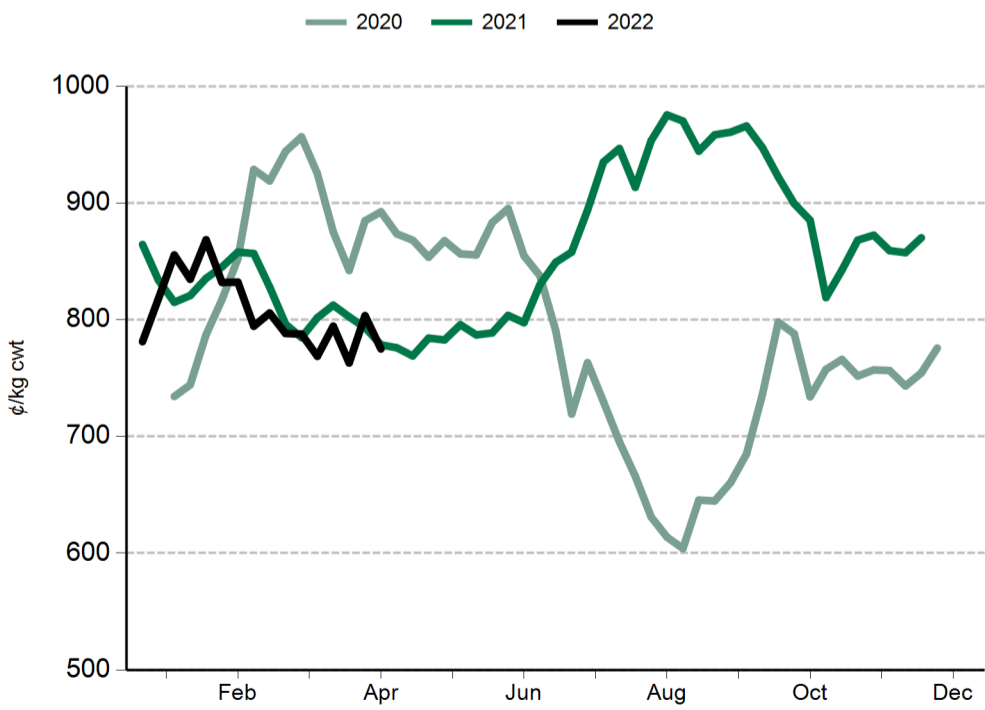
Restocker lamb



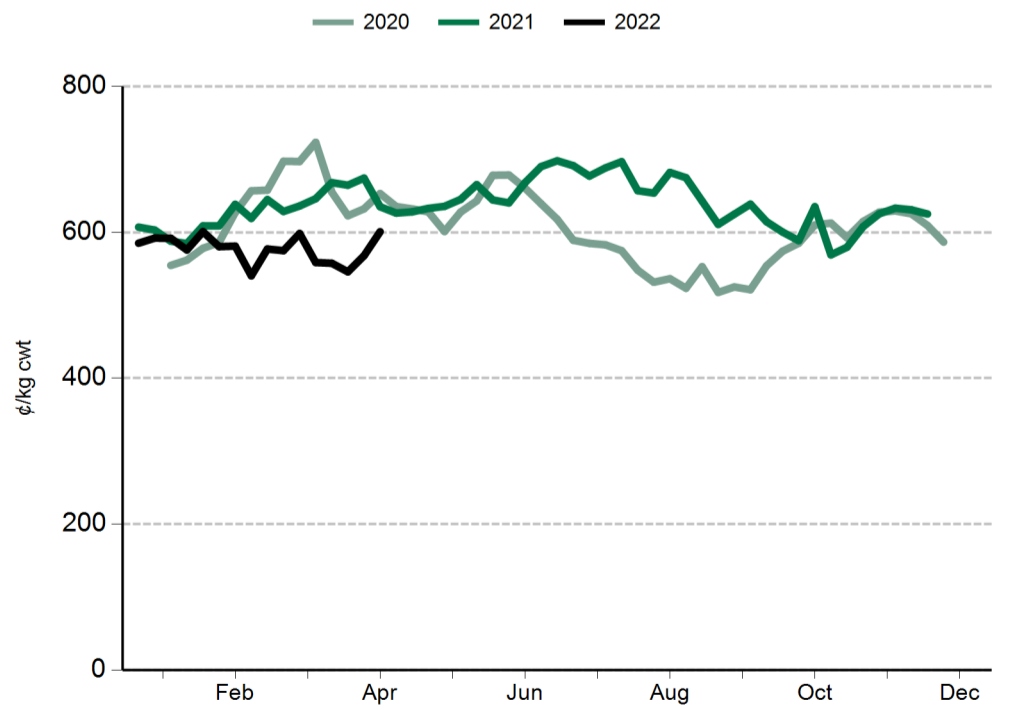
Light lamb



Heavy lamb



Mutton

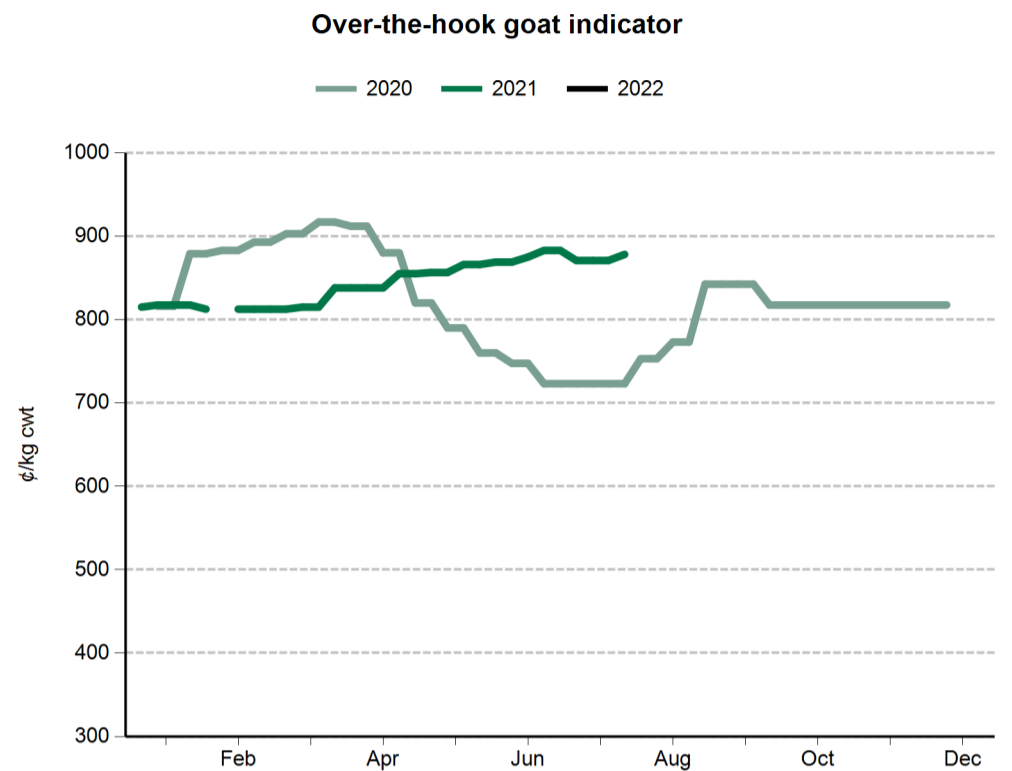


General statistics

Over-the-hooks goat indicators (A¢/kg cwt)	23 Apr 2021
8.1-10kg	872
10.1-12kg	855
12.1-16kg	855
16.1-20kg	850
20.1kg+	819

Skin indicators - Lambs	
2" +	16.1 - 20kg
	20.1 - 24kg
	24.1kg +
1" - 2"	16.1 - 20kg
	20.1 - 24kg
	24.1kg +
0.5" - 1"	16.1 - 20kg
	20.1 - 24kg
	24.1kg +
New Season	16.1 - 20kg
	20.1 - 24kg
	24.1kg +

Skin indicators - Merino sheep (average 25 micron)	
1.5" - 2"	16.1 - 20kg
	20.1 - 24kg
	24.1kg +



Grain prices - Darling Downs (A\$/tonne)	15 Apr 2022	8 Apr 2022	16 Apr 2021
Wheat	395	385	294
Barley	367	355	272
Sorghum	365	335	300

Grain prices - Riverina (A\$/tonne)			
Wheat	nq	nq	294
Barley	345	345	nq

Source: Profarmer Australia

PLEASE NOTE

MLA no longer reports on fodder prices, tallow prices or the EMI on a weekly basis.

These can be accessed separately through these links:

- [Fodder prices \(Dairy Australia\)](#)
- [Tallow prices \(MLA monthly co-product report\)](#)
- [EMI \(AWEX\)](#)

US imported beef prices (CIF)		8 Apr 2022	16 Apr 2021
Bull 95CL	US¢/lb	320.0	265.5
	A¢/kg	950.7	756.5
Cow 90CL	US¢/lb	299.0	246.5
	A¢/kg	888.3	702.4
CC/CF 85CL	US¢/lb	272.0	228.5
	A¢/kg	808.1	651.1
Shank 90CL	US¢/lb	nq	251.0
	A¢/kg	nq	715.2
Trim 85CL	US¢/lb	nq	227.5
	A¢/kg	nq	648.3
Trim 80CL	US¢/lb	nq	199.0
	A¢/kg	nq	567.0
Trim 75CL	US¢/lb	nq	175.0
	A¢/kg	nq	498.7
Trim 65CL	US¢/lb	nq	nq
	A¢/kg	nq	nq
Outside flats	US¢/lb	nq	nq
	A¢/kg	nq	nq
Knuckles	US¢/lb	312.5	296.0
	A¢/kg	928.4	843.4
Inside cap off	US¢/lb	367.5	342.5
	A¢/kg	1091.8	975.9

Source: Steiner Consulting Group

