

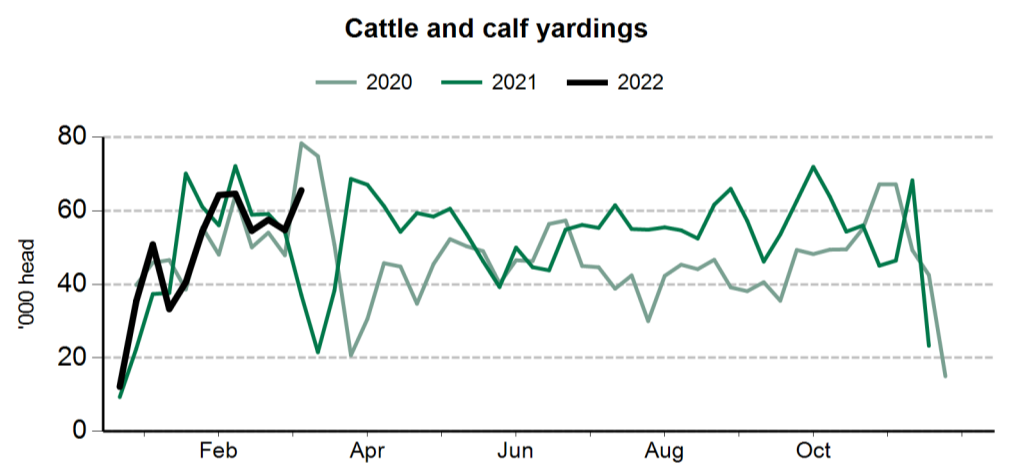
The following weekly statistical summary includes the following information:

- **Livestock movements**.....pages 1-2
  - Cattle yardings
  - Sheep yardings
  - Cattle slaughter
  - Sheep, lamb and goat slaughter
- **Cattle price indicators**.....pages 3-4
  - Saleyard indicators
  - Over-the-hook indicators
  - Live export indicators
- **Sheep and lamb indicators**.....pages 5-6
  - Saleyard indicators
  - Over-the-hook indicators
  - Live export indicators
- **General statistics**.....page 7
  - Over-the-hook goat indicators
  - Skin price indicators
  - Weekly US imported beef indicators

### Cattle movements

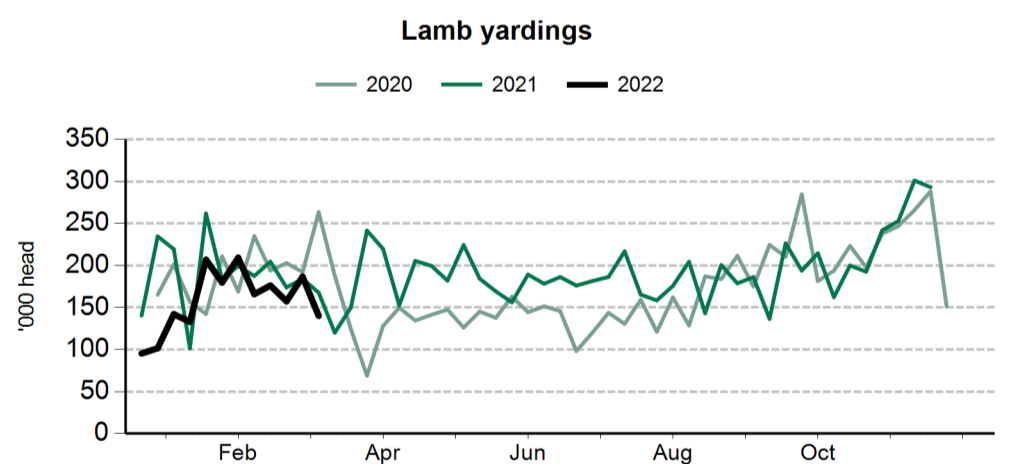
Cattle saleyard throughput		25 Mar 2022	18 Mar 2022	26 Mar 2021
Queensland	Cattle	4,276	20,772	9,588
NSW	Cattle	8,207	16,739	7,220
Victoria	Cattle	4,784	8,612	3,237
SA	Cattle	898	1,346	553
WA	Cattle	836	2,161	788
Tasmania	Cattle	147	125	160

Cattle slaughter		18 Mar 2022	26 Mar 2021
Queensland	Cattle	49,784	33,128
	Calves	13	13
NSW	Cattle	26,897	20,541
	Calves	17	1,123
Victoria	Cattle	12,206	11,465
	Calves	1,327	2,519
SA	Cattle	2,599	2,030
	Calves	7	0
Tasmania	Cattle	4,204	3,496
	Calves	152	593

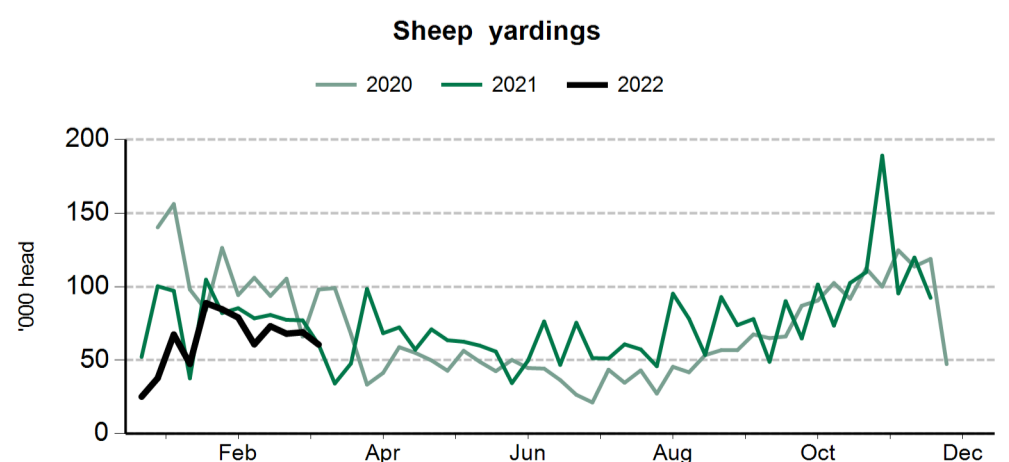


### Smallstock movements

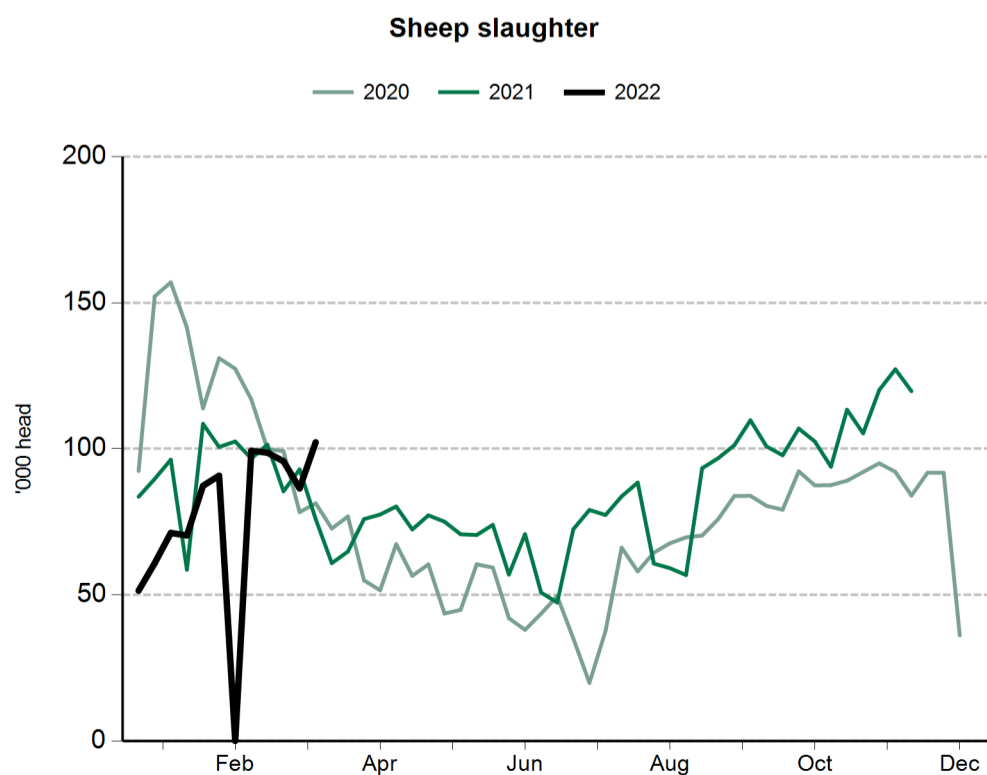
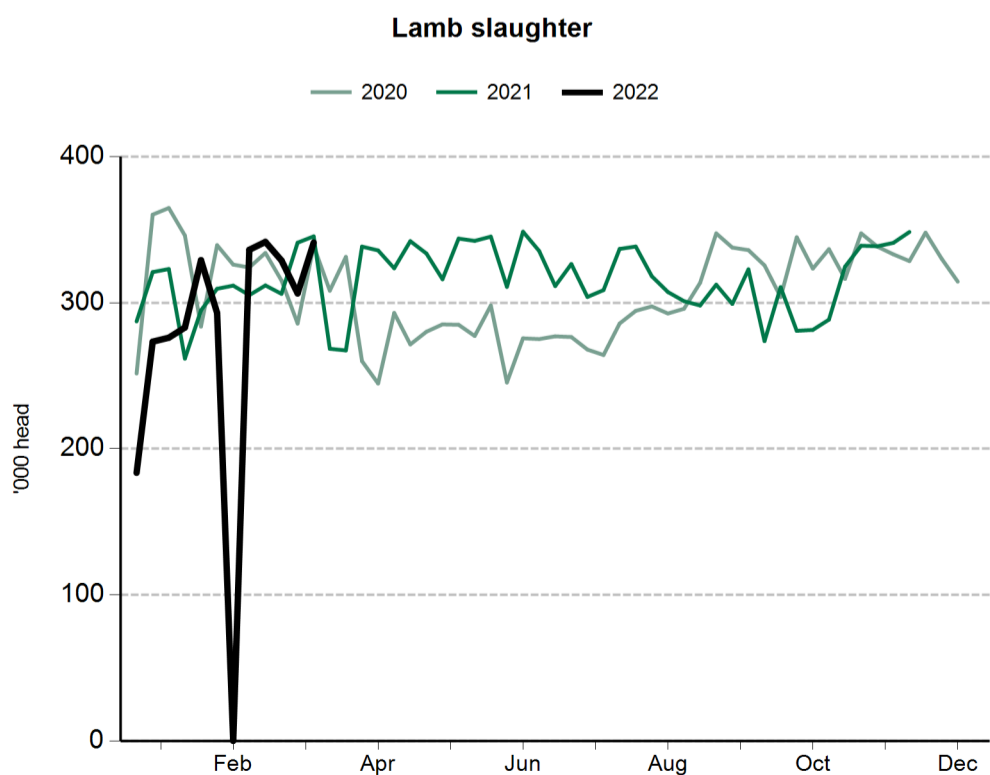
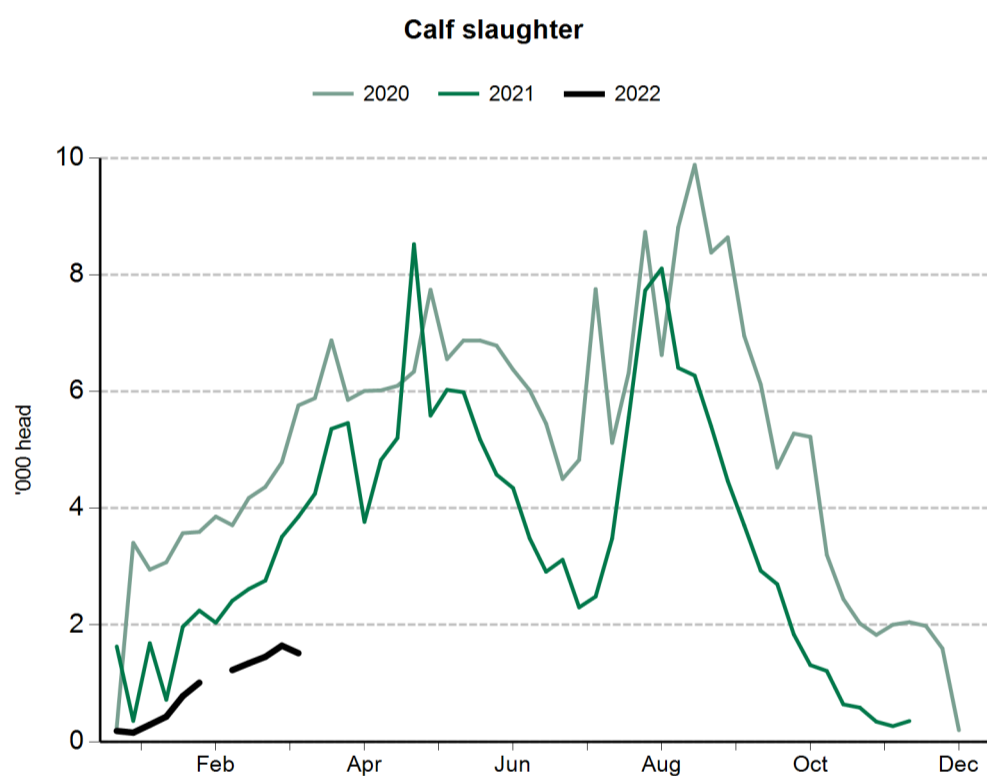
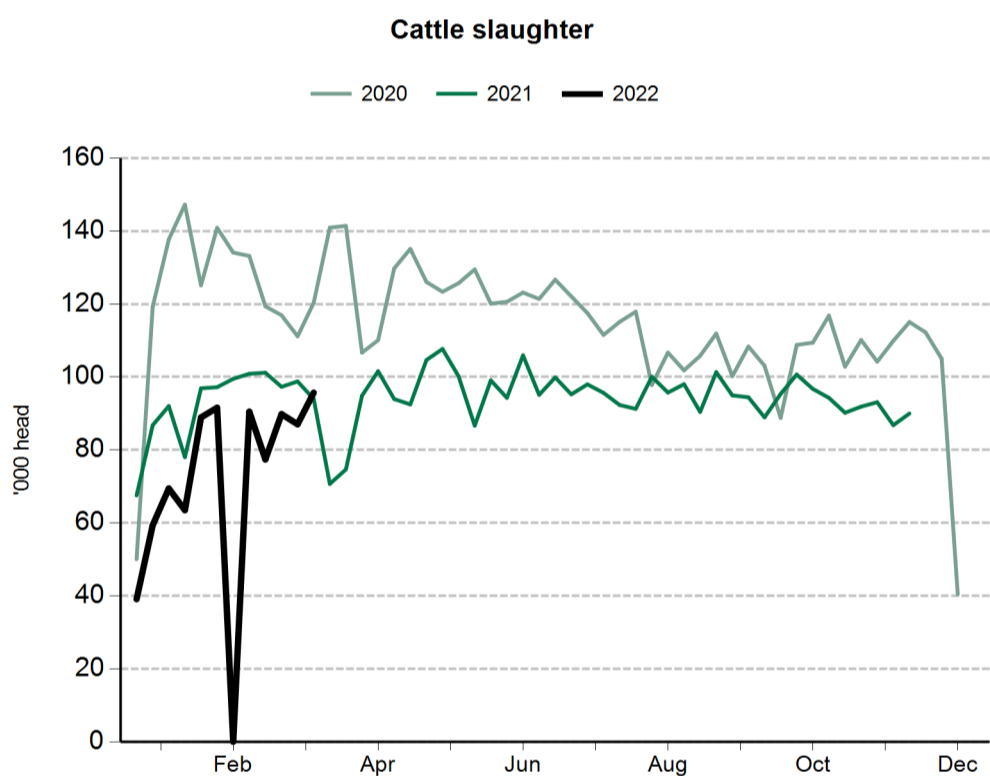
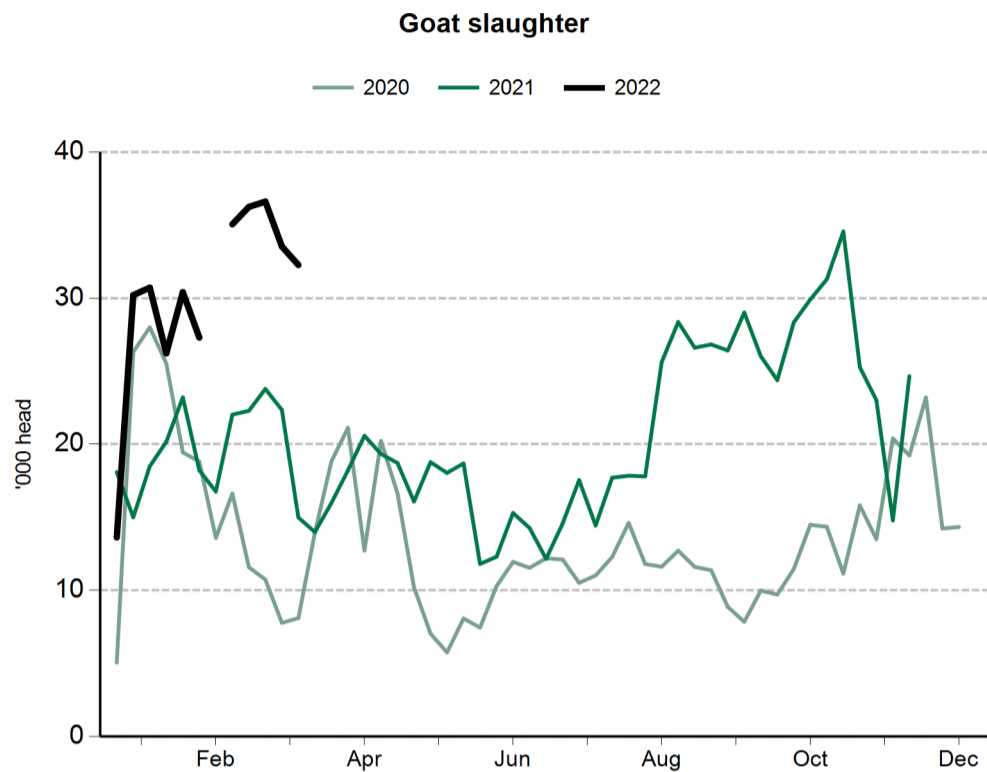
Sheep and lamb saleyard throughput		25 Mar 2022	18 Mar 2022	26 Mar 2021
NSW	Lambs	39,300	72,530	52,113
	Sheep	15,100	29,348	11,163
Victoria	Lambs	49,293	44,247	46,533
	Sheep	16,741	20,626	12,629
SA	Lambs	10,494	8,914	11,042
	Sheep	3,510	1,961	2,914
WA	Lambs	1,047	11,697	8,565
	Sheep	3,163	6,761	6,121
Tasmania	Lambs	1,030	1,894	1,078
	Sheep	2,240	1,436	662



Sheep and lamb slaughter		18 Mar 2022	26 Mar 2021
Queensland	Lambs	92	374
	Sheep	33	1,172
NSW	Lambs	106,966	85,209
	Sheep	48,285	29,818
Victoria	Lambs	174,708	135,087
	Sheep	41,518	27,246
SA	Lambs	53,632	43,013
	Sheep	10,147	1,058
Tasmania	Lambs	5,765	4,741
	Sheep	2,233	1,532



Goat slaughter		18 Mar 2022	26 Mar 2021
Queensland	Goats	13,001	5,816
NSW	Goats	1,536	1,097
Victoria	Goats	14,986	4,470
SA	Goats	2,744	2,597
Tasmania	Goats	nq	nq



**Cattle prices**

National saleyard indicators	Live weight	Muscle/Fat	Unit	29 Mar 2022	30 Mar 2021
Restocker Steer	200-280kg	C2	¢/kg lwt	689	547
Feeder Steer	330-400kg	C2	¢/kg lwt	577	450
Vealer Steer	280-330kg	C2	¢/kg lwt	647	506
			¢/kg cwt	1225	976
Trade Steer	330-400kg	C3	¢/kg lwt	557	451
			¢/kg cwt	1027	842
Medium Steer	400-500kg	C3	¢/kg lwt	442	400
			¢/kg cwt	814	758
Heavy Steer	500-600kg	C4	¢/kg lwt	433	380
			¢/kg cwt	781	697
Medium Cow	400-520kg	D3	¢/kg lwt	350	268
			¢/kg cwt	714	549
<b>Eastern Young Cattle Indicator (EYCI)</b>			¢/kg cwt	1101.00	883.5

Eastern states OTH indicators	Carcase weight	Muscle	Unit	2 Apr 2021
Trade steer	240-260kg	A-C	¢/kg cwt	628
Medium steer	260-280kg	A-C	¢/kg cwt	647
Heavy steer	300-400kg	A-C	¢/kg cwt	656
Medium cow	260-280kg	A-E	¢/kg cwt	537
MSA trade steer	240-260kg	A-C	¢/kg cwt	661

Feeder cattle indicators - paddock sales		Unit
<b>Domestic</b>		
Steers 280-350kg		¢/kg lwt
Heifers 280-350kg		¢/kg lwt
<b>Export</b>		
Shortfed 100-120 DOF		¢/kg lwt
Mediumfed 120-220 DOF		¢/kg lwt
Longfed 220+ DOF		¢/kg lwt

State saleyard indicators				Queensland		NSW		Victoria		SA		Tasmania	
Category	Live weight	Muscle/Fat	Unit	29 Mar 2022	30 Mar 2021	29 Mar 2022	30 Mar 2021	29 Mar 2022	30 Mar 2021	29 Mar 2022	30 Mar 2021	29 Mar 2022	30 Mar 2021
Restocker Steer	200-280kg	C2	¢/kg lwt	691	549	661	509	nq	nq	nq	400	nq	534
Feeder Steer	330-400kg	C2	¢/kg lwt	563	443	591	458	600	452	586	nq	nq	nq
Vealer Steer	280-330kg	C2	¢/kg lwt	nq	442	656	510	600	492	631	465	nq	nq
			¢/kg cwt	nq	850	1224	964	1138	917	1262	929	nq	nq
Trade Steer	330-400kg	C3	¢/kg lwt	nq	440	552	453	550	457	573	447	nq	nq
			¢/kg cwt	nq	807	1019	815	1038	848	1052	856	nq	nq
Medium Steer	400-500kg	C3	¢/kg lwt	431	385	470	404	472	452	550	412	nq	362
			¢/kg cwt	790	726	872	764	892	838	1000	822	nq	670
Heavy Steer	500-600kg	C4	¢/kg lwt	431	354	450	366	457	401	nq	nq	nq	nq
			¢/kg cwt	775	656	814	665	846	738	nq	nq	nq	nq
Medium Cow	400-520kg	D3	¢/kg lwt	335	266	393	289	358	291	nq	nq	316	280
			¢/kg cwt	680	545	824	595	727	595	nq	nq	630	539

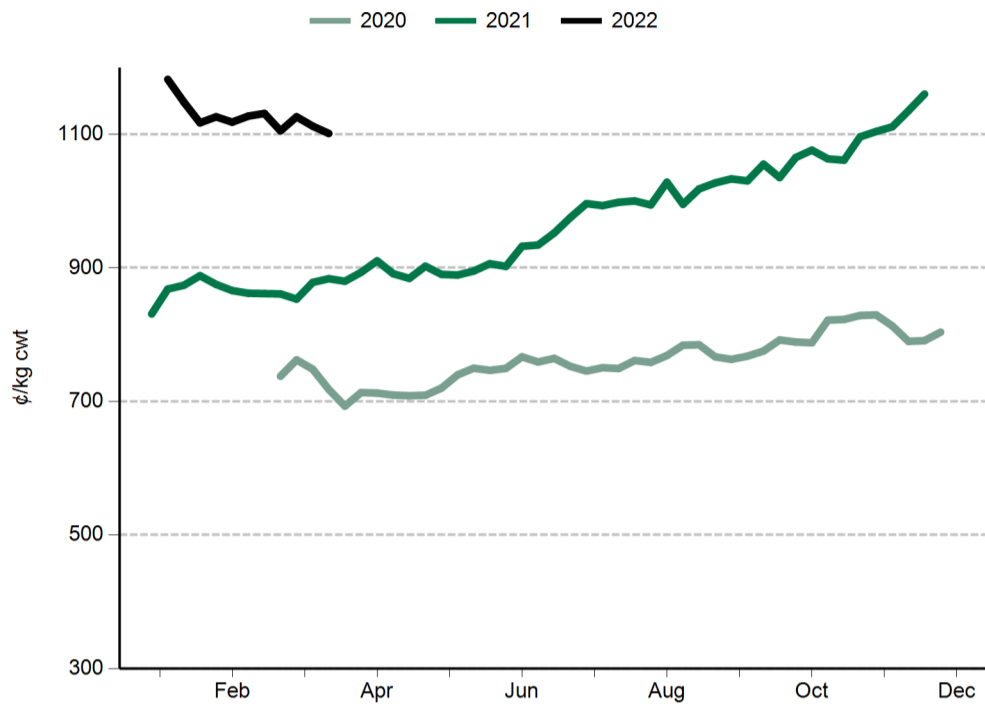
State over-the-hooks indicators				Queensland	NSW	Victoria	SA	Tasmania
Category	Carcase weight	Muscle	Unit	2 Apr 2021	2 Apr 2021	2 Apr 2021	2 Apr 2021	2 Apr 2021
Trade steer	240-260kg	A-C	¢/kg cwt	649	631	677	nq	556
Medium steer	260-280kg	A-C	¢/kg cwt	643	628	669	nq	nq
Heavy steer	300-400kg	A-C	¢/kg cwt	654	638	675	nq	nq
Medium cow	260-280kg	A-E	¢/kg cwt	548	550	526	564	497
MSA trade steer	240-260kg	A-C	¢/kg cwt	662	678	nq	645	nq

WA saleyard indicators	Unit	29 Mar 2022	30 Mar 2021
WYCI	¢/kg cwt	1172	968
Medium Steer	¢/kg lwt	409	360
Medium Cow	¢/kg lwt	368	272

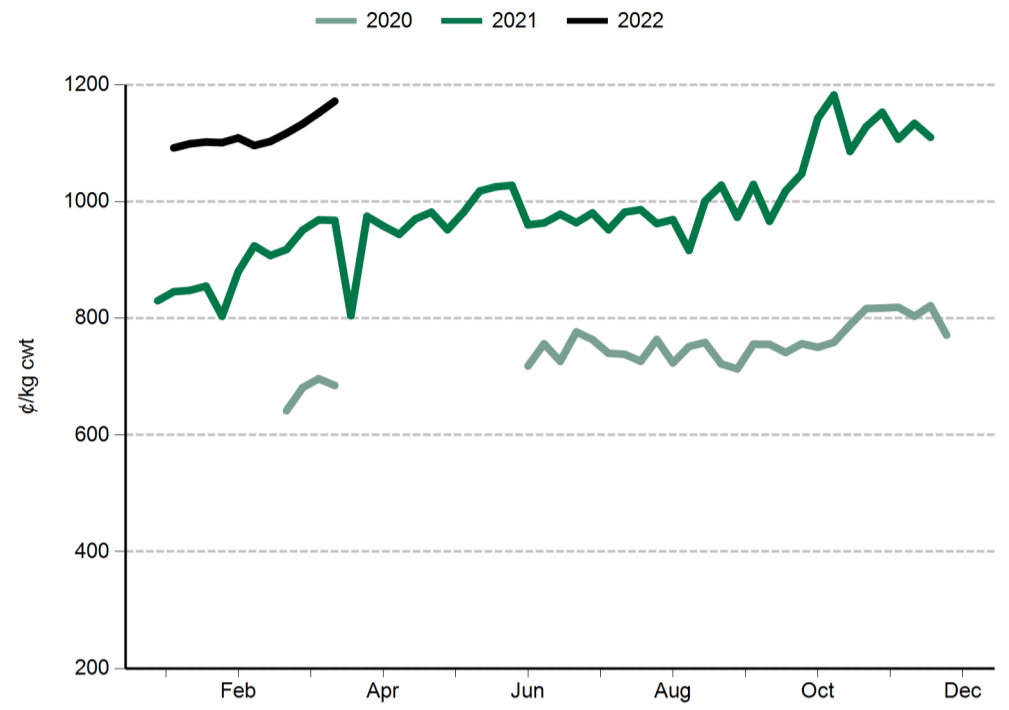
WA over-the-hooks indicators	Unit	2 Apr 2021
Grassfed yearling	¢/kg cwt	710
Grainfed yearling	¢/kg cwt	710
MSA yearling	¢/kg cwt	730

Live Export Price Quotes			Unit	18 Mar 2022	26 Mar 2021
Light Steer	260 - 360 kg	Townsville	¢/kg lwt	nq	400
	260 - 360 kg	Darwin	¢/kg lwt	550	nq
Light Heifer	260 - 360 kg	Townsville	¢/kg lwt	nq	380
	260 - 360 kg	Darwin	¢/kg lwt	530	nq

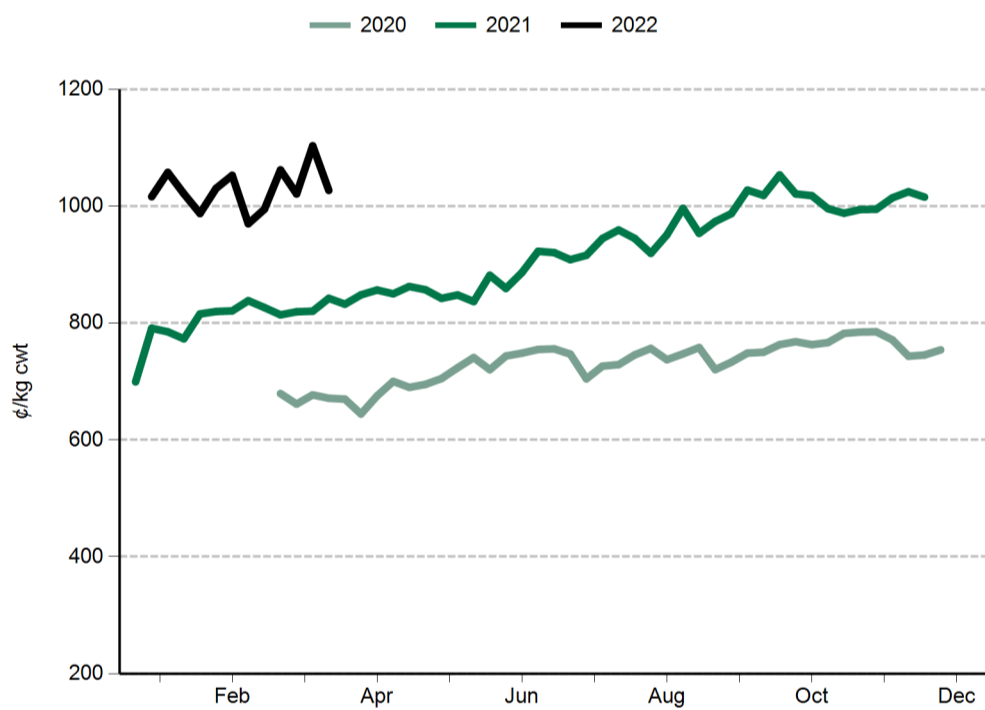
**Eastern Young Cattle Indicator (EYCI)**



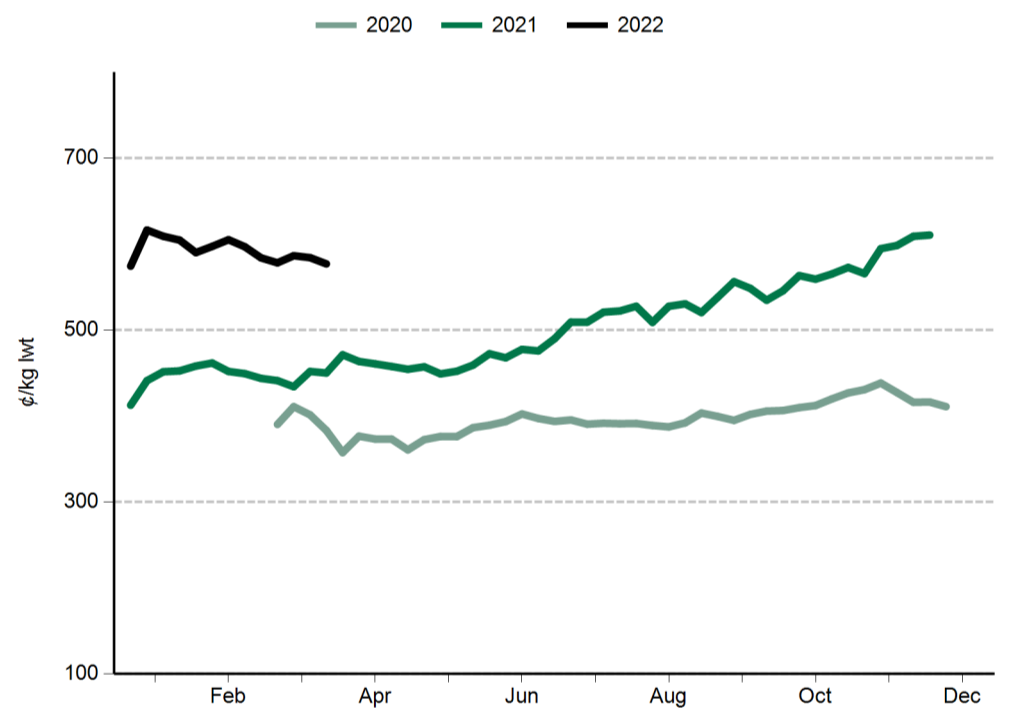
**Western Young Cattle Indicator (WYCI)**



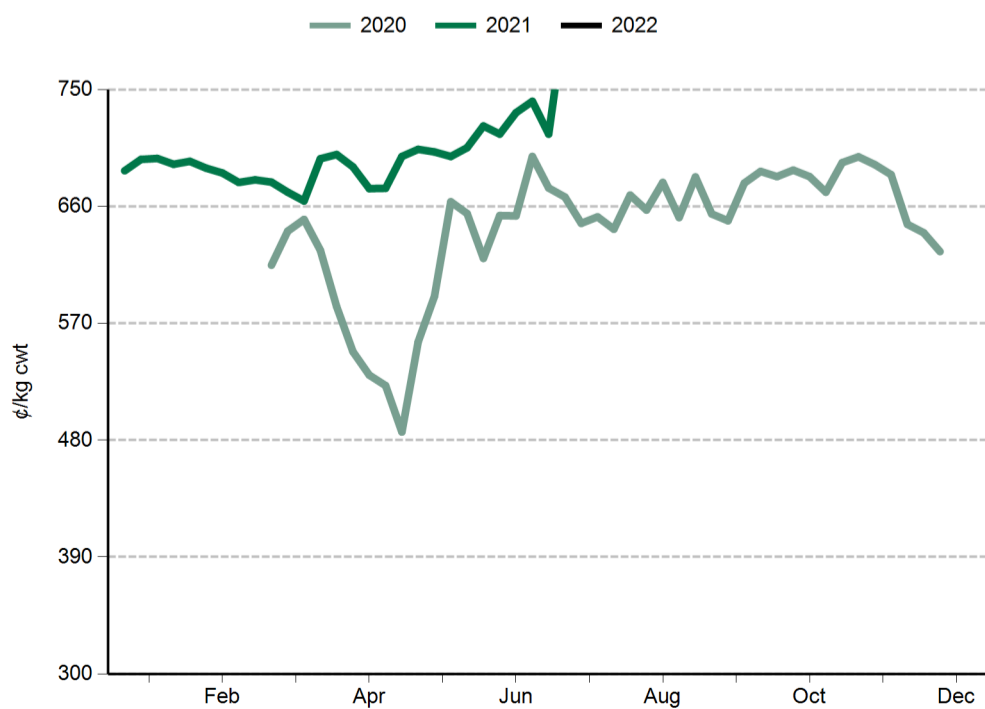
**Trade steer**



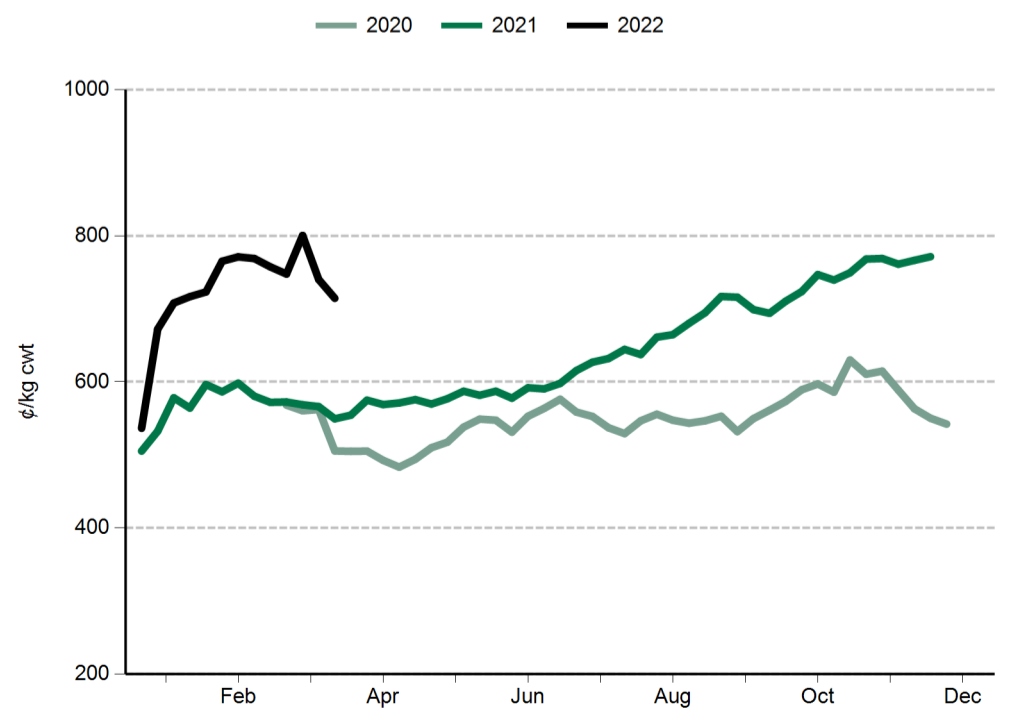
**Feeder steer**



**Heavy steer**



**Medium cow**



#### Sheep and lamb prices

Eastern States Trade Lamb Indicator (¢/kg cwt)	29 Mar 2022	30 Mar 2021
ESTLI	804	850

National saleyard sheep and lamb indicators (¢/kg cwt)		29 Mar 2022	30 Mar 2021
Merino lamb	16-22kg	718	762
Restocker/feeder lamb	0-18kg	831	885
Light lamb	12-18kg	790	798
Trade lamb	18-22kg	801	834
Heavy lamb	22+kg	795	813
Mutton	18-24kg	558	668

National OTH sheep and lamb indicators (¢/kg cwt)		2 Apr 2021
Medium trade lamb	18-20kg	762
Heavy trade lamb	20-22kg	762
Heavy lamb	22-24kg	764
Mutton	18-24kg	605

State saleyard sheep and lamb indicators (¢/kg cwt)		Victoria		NSW		SA		WA		Tasmania	
		29 Mar 2022	30 Mar 2021	29 Mar 2022	30 Mar 2021	29 Mar 2022	30 Mar 2021	29 Mar 2022	30 Mar 2021	29 Mar 2022	30 Mar 2021
Merino lamb	16-22kg	693	749	760	770	652	752	698	748	nq	nq
Restocker/feeder lamb	0-18kg	837	888	862	998	888	971	623	675	637	nq
Light lamb	12-18kg	781	836	798	870	827	819	654	721	684	896
Trade lamb	18-22kg	797	839	808	868	798	785	703	720	nq	816
Heavy lamb	22+kg	772	810	817	822	715	751	711	722	762	787
Mutton	18-24kg	578	700	568	673	543	642	456	555	460	646

Over-the-hooks sheep and lamb indicators (¢/kg cwt)		Victoria	NSW	SA	WA	Tasmania
		2 Apr 2021	2 Apr 2021	2 Apr 2021	2 Apr 2021	2 Apr 2021
Medium trade lamb	18-20kg	763	783	790	710	nq
Heavy trade lamb	20-22kg	763	783	790	710	nq
Heavy lamb	22-24kg	773	783	790	710	nq
Mutton	18-24kg	625	690	573	533	nq

Live export price quotes (A\$/head)		22 Mar 2022	30 Mar 2021
Live wether	Muchea	nq	nq

#### Glossary:

**cwt** – carcase weight

**lwt** – live weight

**OTH** – over-the-hooks. Refers to the marketing of cattle/sheep/lambs directly from the farm to an abattoir where a producer is paid for the value of the carcase based on a sliding grid.

**CIF** – Cost, insurance, freight. The quoted price for the goods including freight and insurance costs delivered to final destination.

**C&F** – Cost and freight. Refers to the quoted price for the goods, including freight to the delivery point, but not insurance.

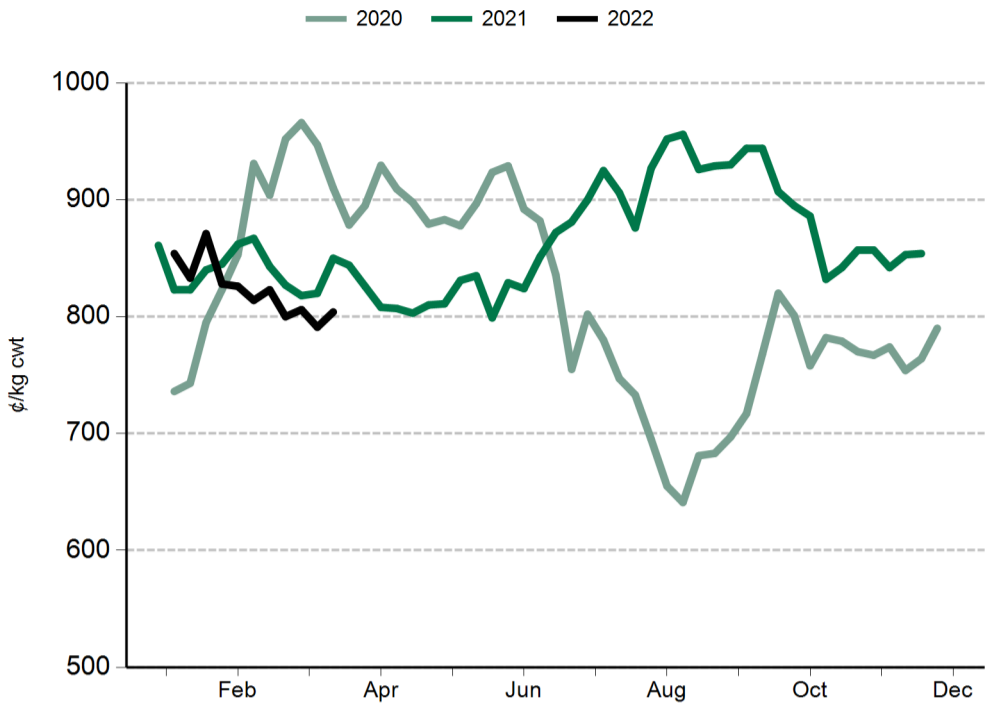
**FAS** – Free alongside ship. Refers to export price quotes where the seller is obliged to pay warehouse services, packing, inland freight and port charges, but not placement of goods onto the ship. The buyer is obliged to pay overseas freight, charges in foreign port, customs duties, quarantine and delivery to final destination. (See also 'FOB').

**EYCI** – Eastern Young Cattle Indicator. A seven day rolling average from 24 saleyards across NSW, Victoria and Queensland. It includes vealer and yearling heifers and steers, grade score C2 or C3, with live weight from 200kg.

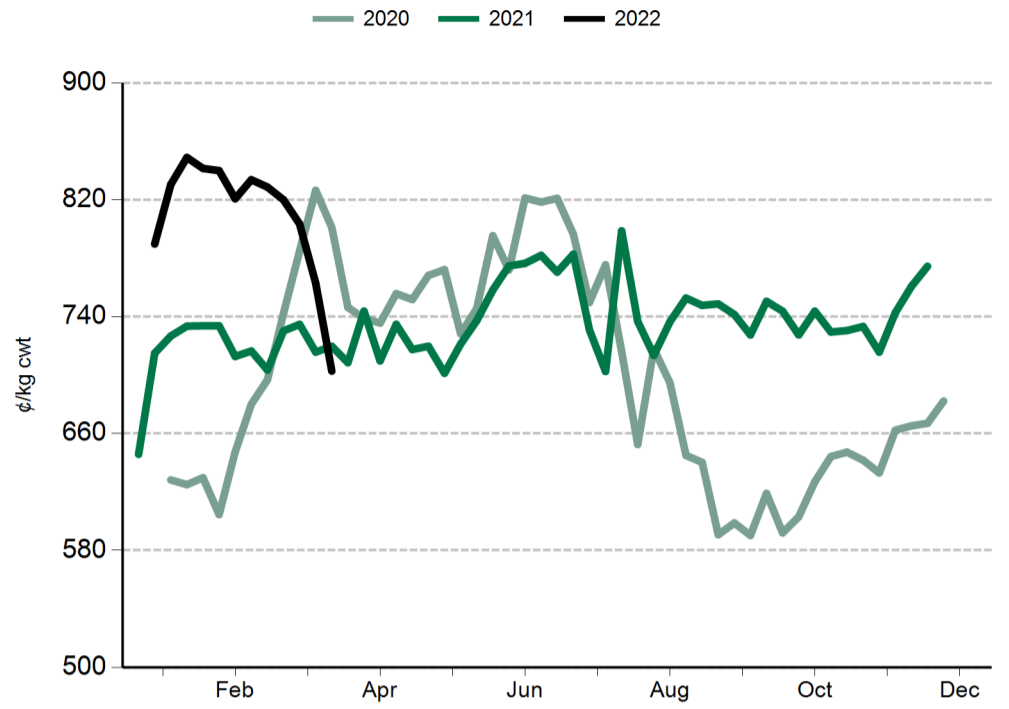
**WYCI** – Western Young Cattle Indicator. A benchmark of the value of young cattle in WA saleyards. It includes vealer and yearling heifers and steers, grade score C2 or C3, 180kg+ live weight.

**All data is collected by MLA's NLRS, unless specified otherwise.**

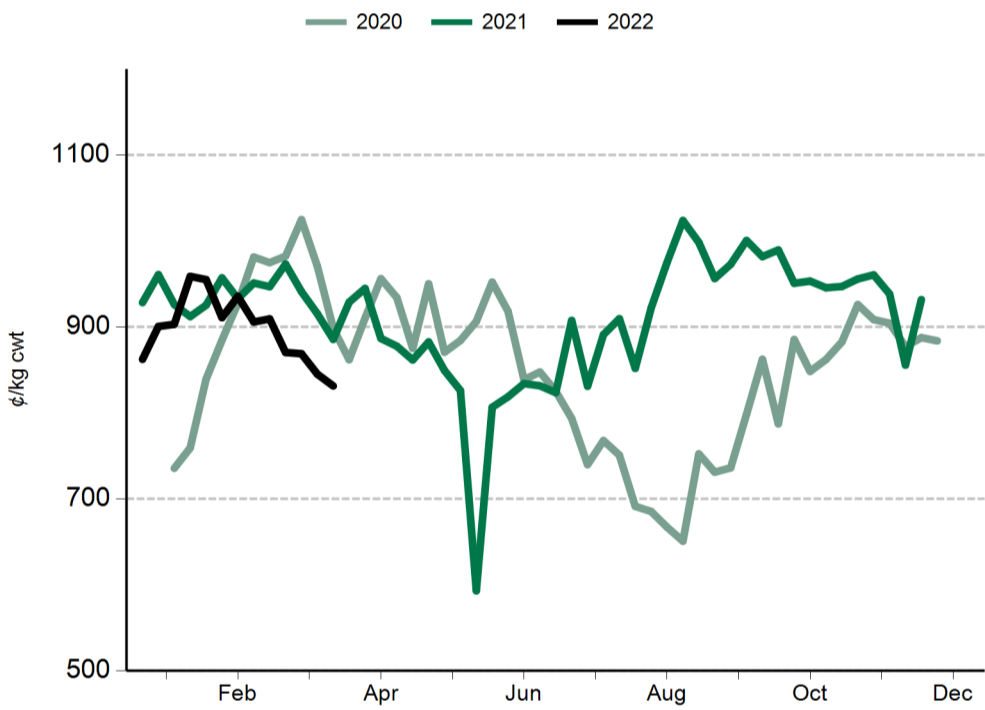
**Eastern States Trade Lamb Indicator (ESTLI)**



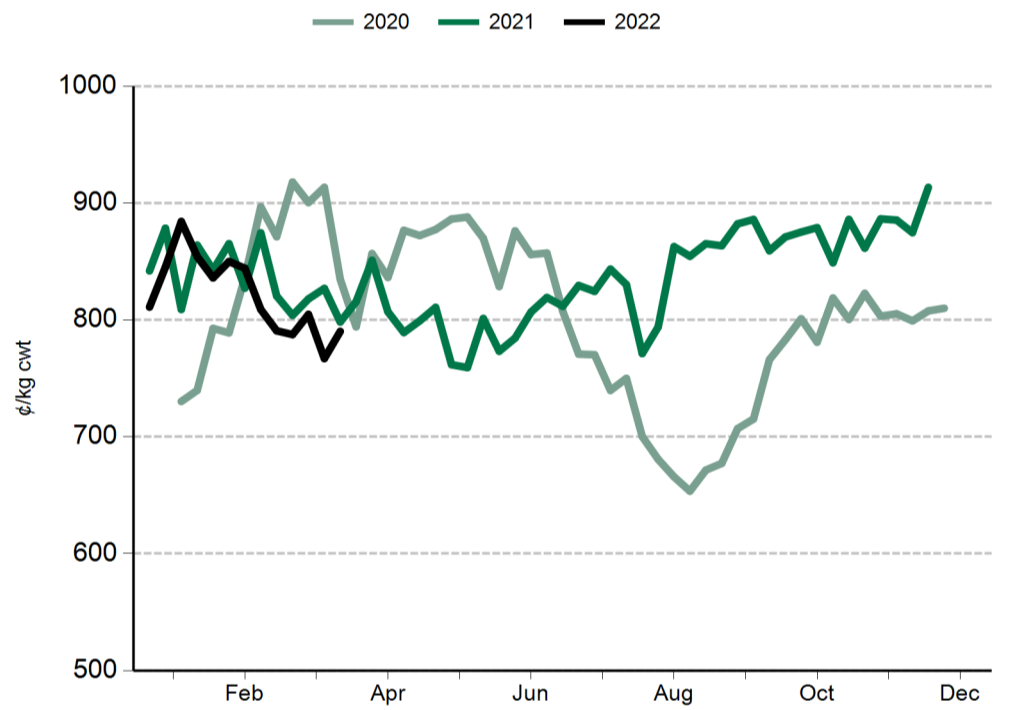
**Western Trade Lamb Indicator (WTLI)**



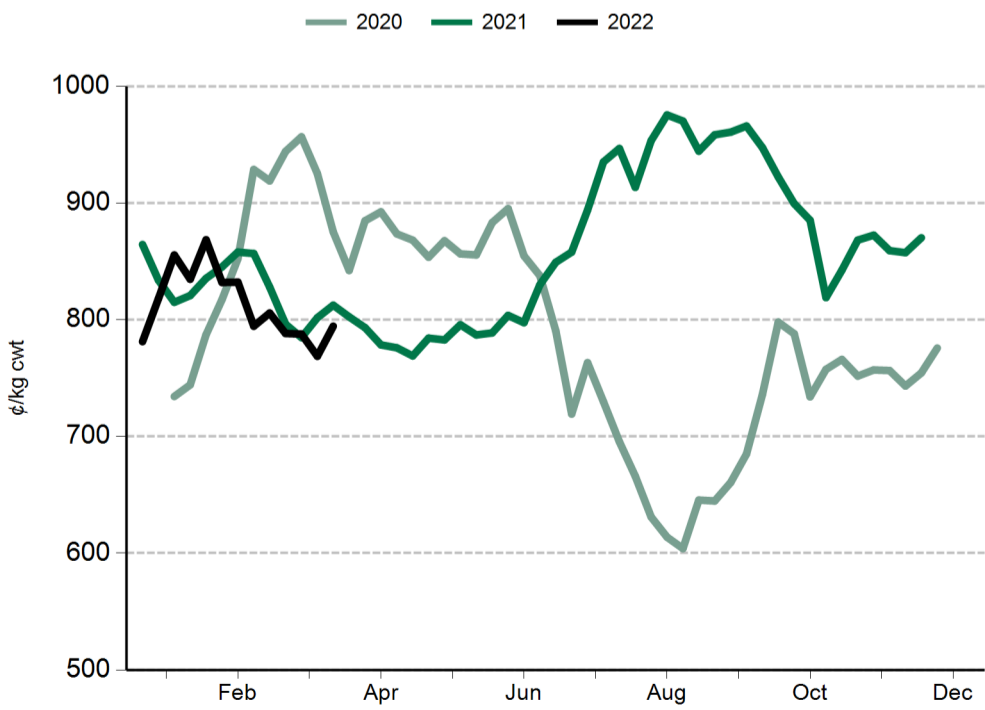
**Restocker lamb**



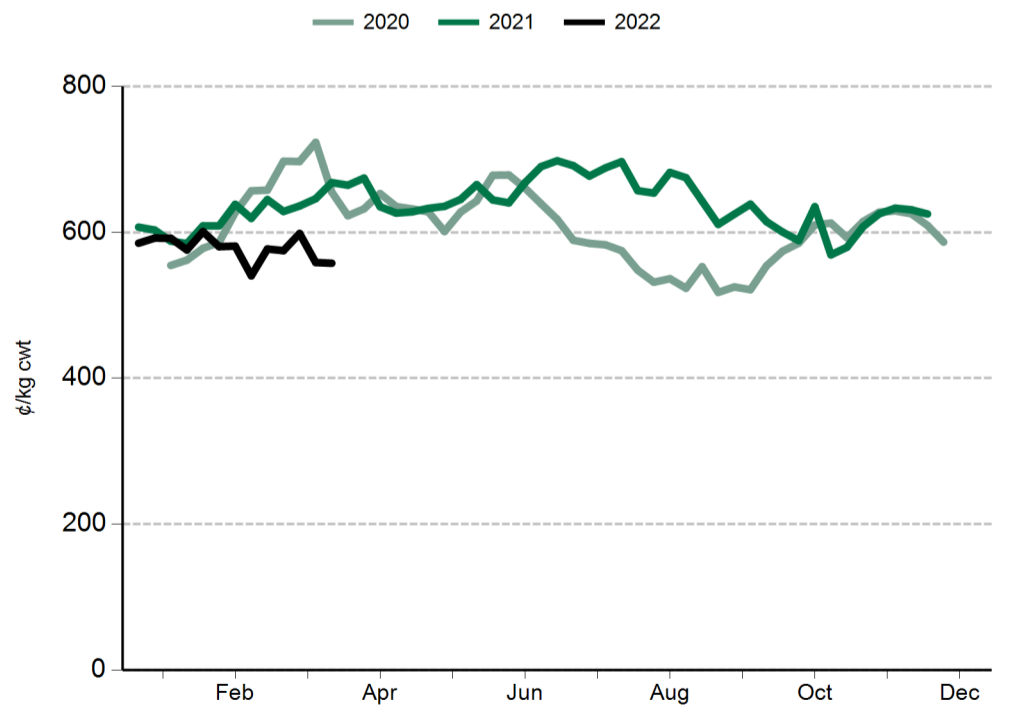
**Light lamb**



**Heavy lamb**



**Mutton**

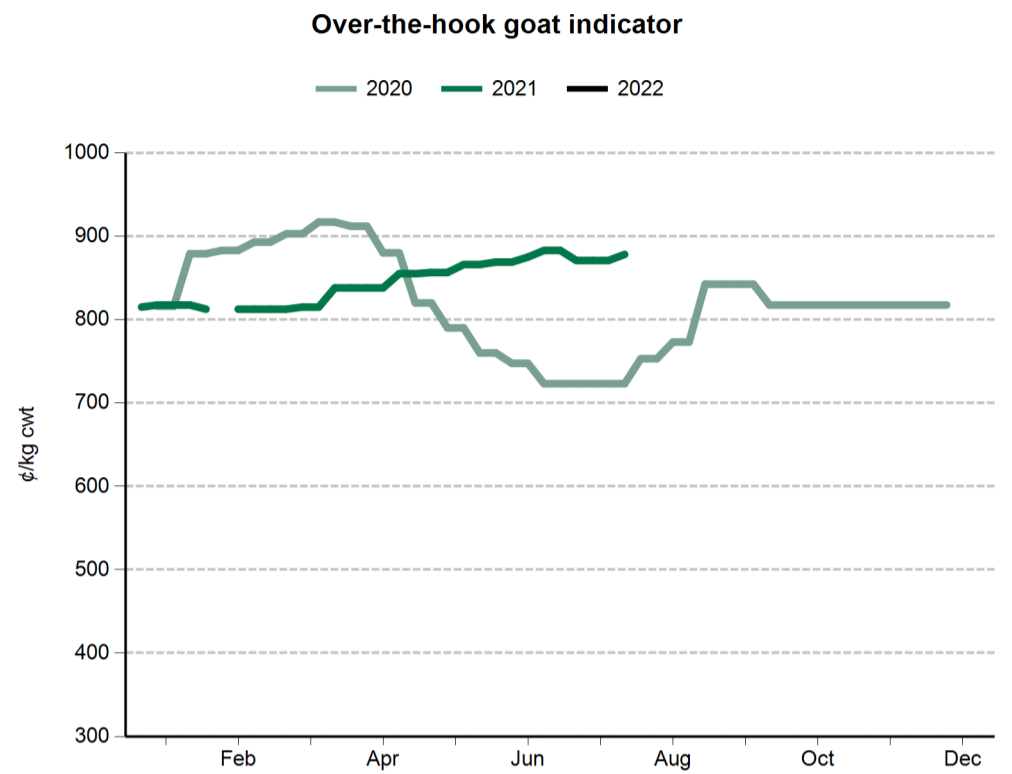


#### General statistics

Over-the-hooks goat indicators (A¢/kg cwt)	2 Apr 2021
8.1-10kg	838
10.1-12kg	838
12.1-16kg	838
16.1-20kg	838
20.1kg+	838

Skin indicators - Lambs	
2" +	16.1 - 20kg
	20.1 - 24kg
	24.1kg +
1" - 2"	16.1 - 20kg
	20.1 - 24kg
	24.1kg +
0.5" - 1"	16.1 - 20kg
	20.1 - 24kg
	24.1kg +
New Season	16.1 - 20kg
	20.1 - 24kg
	24.1kg +

Skin indicators - Merino sheep (average 25 micron)	
1.5" - 2"	16.1 - 20kg
	20.1 - 24kg
	24.1kg +



Grain prices - Darling Downs (A\$/tonne)	25 Mar 2022	18 Mar 2022	26 Mar 2021
Wheat	383	357	287
Barley	330	330	260
Sorghum	365	360	300
Grain prices - Riverina (A\$/tonne)			
Wheat	nq	nq	265
Barley	320	310	nq

Source: Profarmer Australia

PLEASE NOTE

MLA no longer reports on fodder prices, tallow prices or the EMI on a weekly basis.

These can be accessed separately through these links:

- [Fodder prices \(Dairy Australia\)](#)
- [Tallow prices \(MLA monthly co-product report\)](#)
- [EMI \(AWEX\)](#)

US imported beef prices (CIF)		18 Mar 2022	26 Mar 2021
Bull 95CL	US¢/lb	321.0	252.0
	A¢/kg	947.4	729.5
Cow 90CL	US¢/lb	300.0	236.0
	A¢/kg	885.4	683.2
CC/CF 85CL	US¢/lb	275.0	245.5
	A¢/kg	811.6	710.7
Shank 90CL	US¢/lb	280.0	235.5
	A¢/kg	826.4	681.7
Trim 85CL	US¢/lb	274.0	214.5
	A¢/kg	808.7	620.9
Trim 80CL	US¢/lb	nq	177.5
	A¢/kg	nq	513.8
Trim 75CL	US¢/lb	nq	175.0
	A¢/kg	nq	506.6
Trim 65CL	US¢/lb	nq	nq
	A¢/kg	nq	nq
Outside flats	US¢/lb	nq	nq
	A¢/kg	nq	nq
Knuckles	US¢/lb	307.5	275.0
	A¢/kg	907.5	796.0
Inside cap off	US¢/lb	355.0	325.0
	A¢/kg	1047.7	940.8

Source: Steiner Consulting Group

