

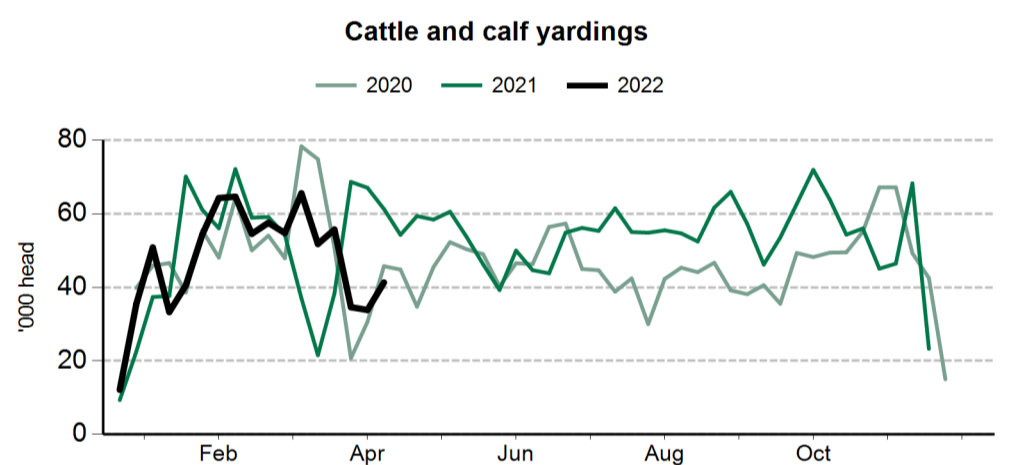
The following weekly statistical summary includes the following information:

- **Livestock movements**.....pages 1-2
 - Cattle yardings
 - Sheep yardings
 - Cattle slaughter
 - Sheep, lamb and goat slaughter
- **Cattle price indicators**.....pages 3-4
 - Saleyard indicators
 - Over-the-hook indicators
 - Live export indicators
- **Sheep and lamb indicators**.....pages 5-6
 - Saleyard indicators
 - Over-the-hook indicators
 - Live export indicators
- **General statistics**.....page 7
 - Over-the-hook goat indicators
 - Skin price indicators
 - Weekly US imported beef indicators

Cattle movements

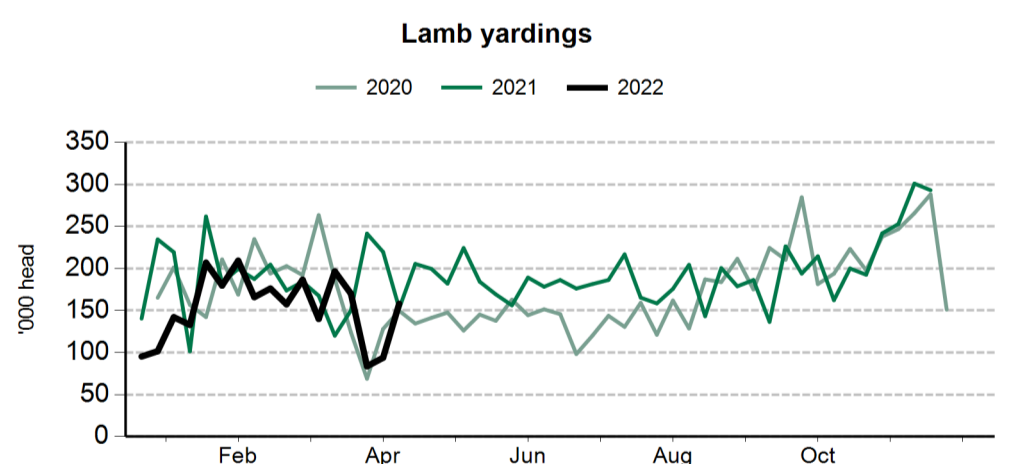
Cattle saleyard throughput		29 Apr 2022	22 Apr 2022	30 Apr 2021
Queensland	Cattle	3,369	9,784	17,476
NSW	Cattle	10,645	8,963	14,007
Victoria	Cattle	4,055	5,131	7,647
SA	Cattle	868	1,029	1,621
WA	Cattle	1,498	1,277	2,234
Tasmania	Cattle	187	164	135

Cattle slaughter		22 Apr 2022	30 Apr 2021
Queensland	Cattle	39,311	45,146
	Calves	29	33
NSW	Cattle	22,375	27,716
	Calves	1,002	1,071
Victoria	Cattle	11,064	12,826
	Calves	2,912	3,874
SA	Cattle	2,570	2,686
	Calves	0	13
Tasmania	Cattle	3,514	4,087
	Calves	607	213

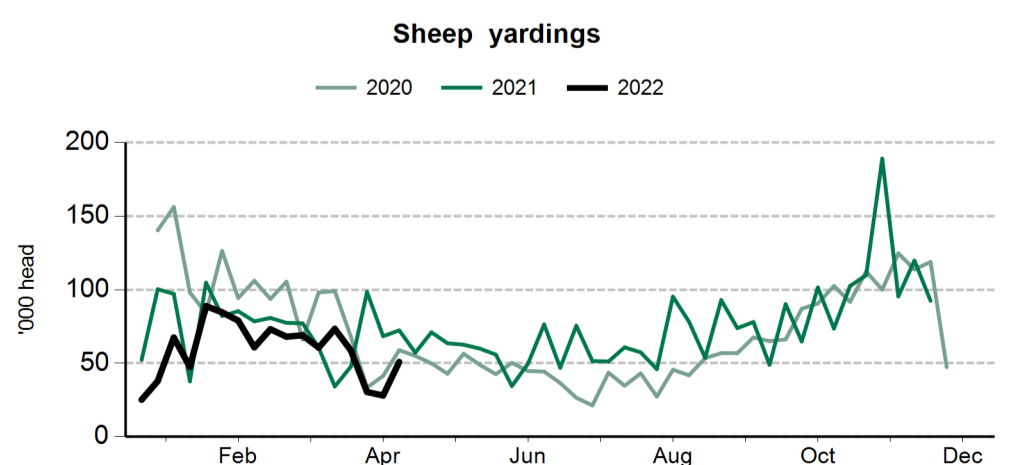


Smallstock movements

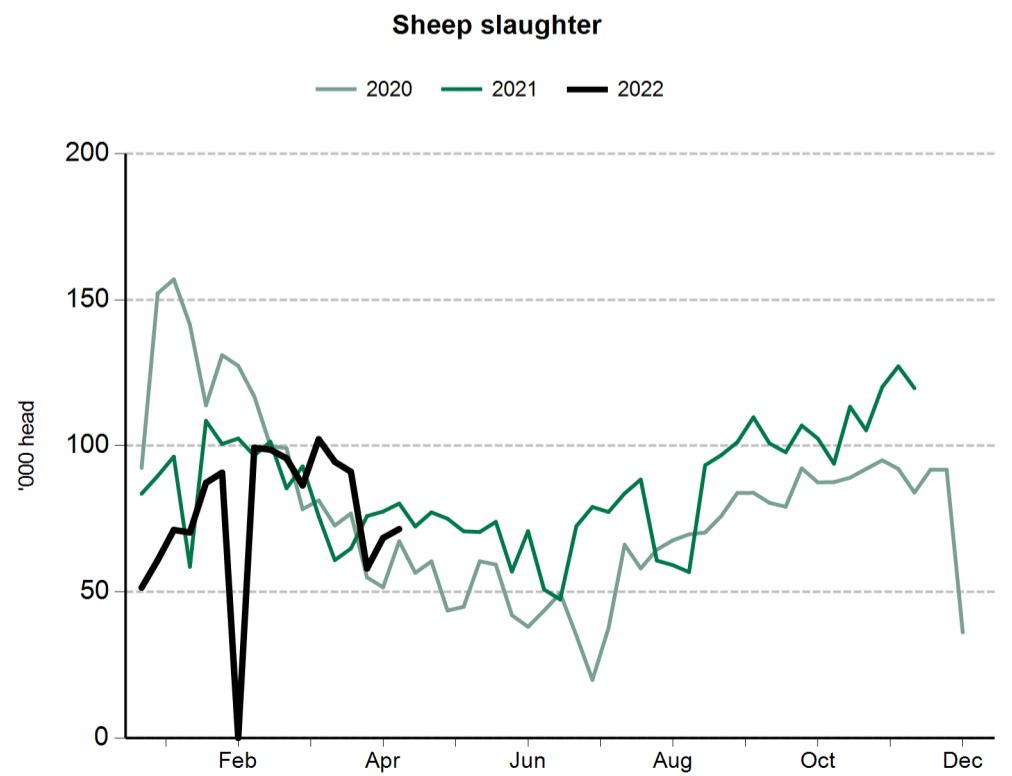
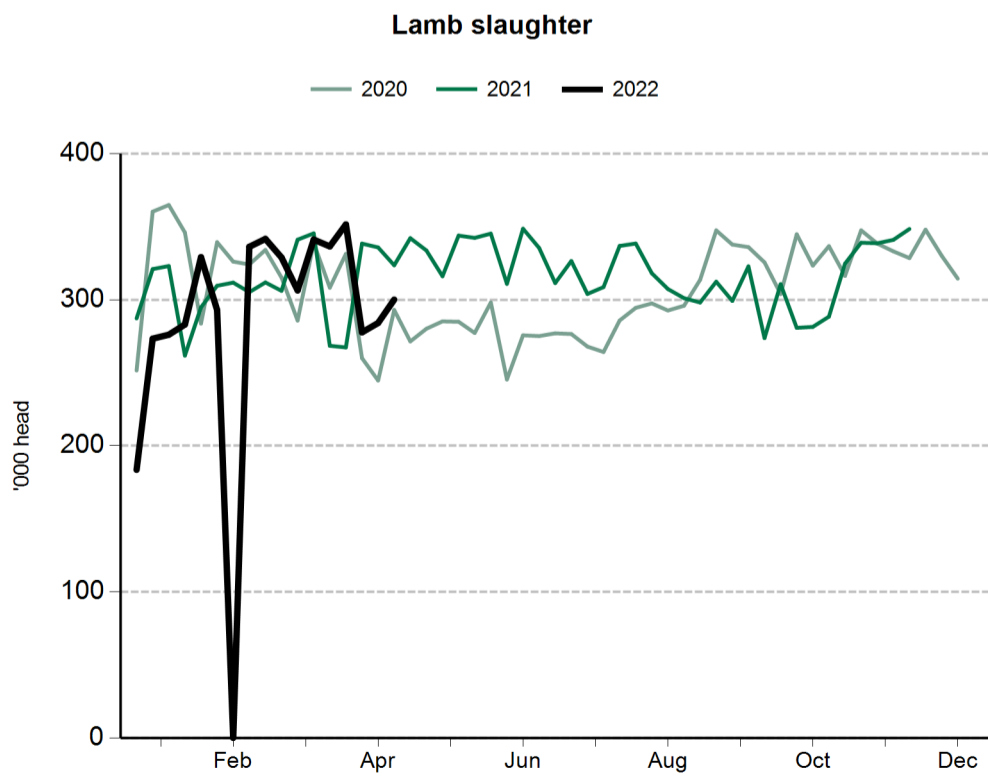
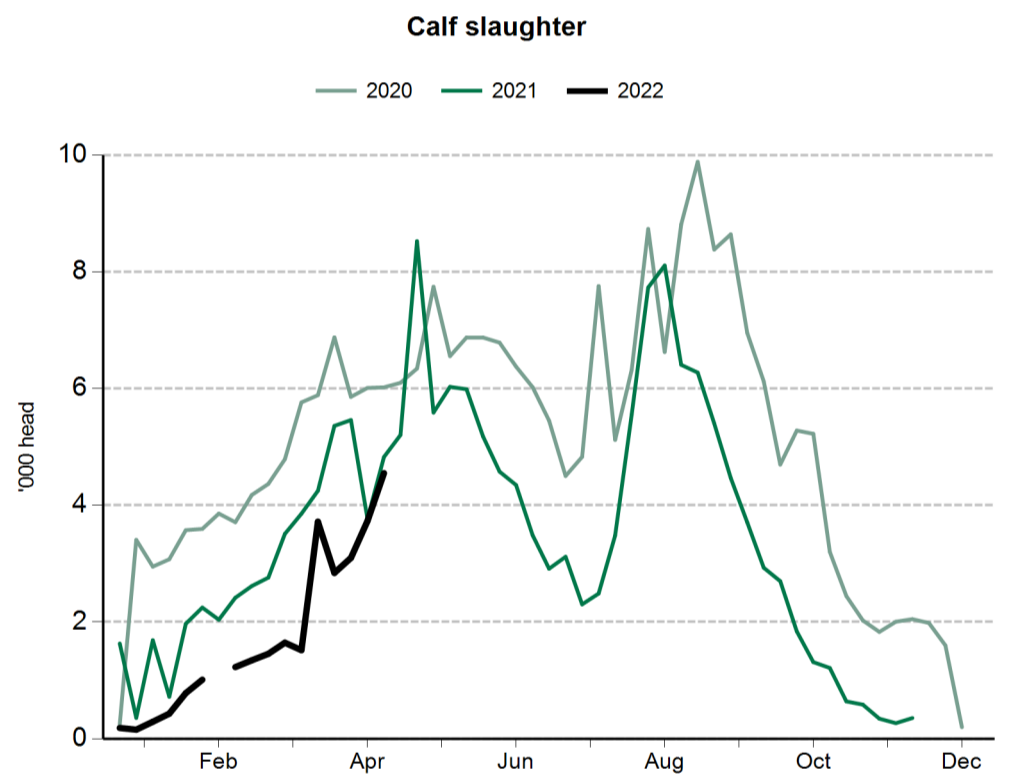
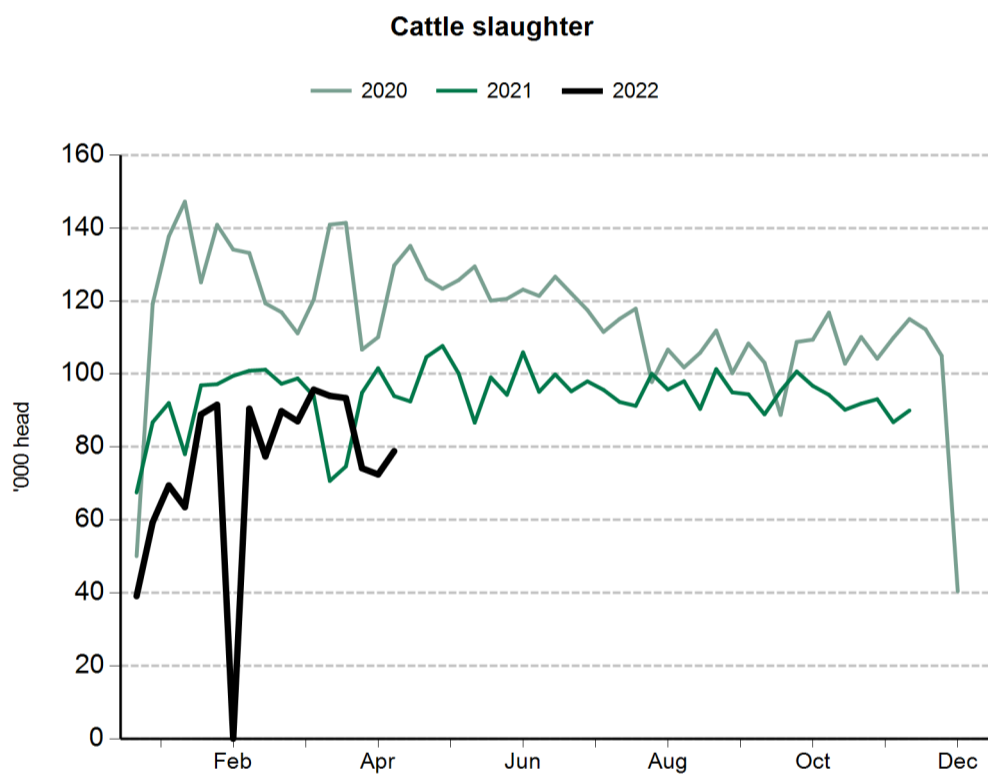
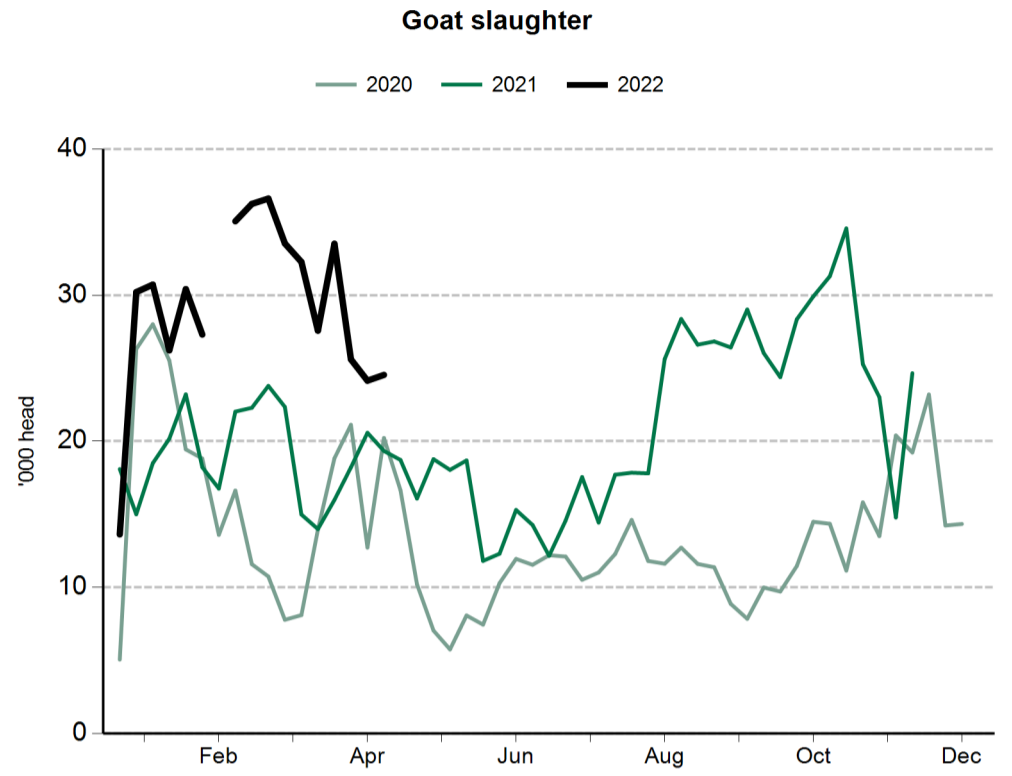
Sheep and lamb saleyard throughput		29 Apr 2022	22 Apr 2022	30 Apr 2021
NSW	Lambs	31,950	73,720	92,095
	Sheep	14,380	22,862	17,580
Victoria	Lambs	42,003	62,098	73,182
	Sheep	14,135	19,003	22,234
SA	Lambs	13,179	10,684	20,668
	Sheep	3,182	2,432	4,483
WA	Lambs	3,915	8,214	17,259
	Sheep	2,074	4,223	11,986
Tasmania	Lambs	1,647	1,729	1,295
	Sheep	2,452	nq	719



Sheep and lamb slaughter		22 Apr 2022	30 Apr 2021
Queensland	Lambs	114	1,195
	Sheep	106	1,212
NSW	Lambs	89,628	112,927
	Sheep	36,822	37,865
Victoria	Lambs	156,573	167,802
	Sheep	25,137	31,190
SA	Lambs	43,752	54,617
	Sheep	7,153	1,376
Tasmania	Lambs	9,997	5,571
	Sheep	2,253	721



Goat slaughter		22 Apr 2022	30 Apr 2021
Queensland	Goats	7,595	6,847
NSW	Goats	1,127	1,691
Victoria	Goats	12,205	6,838
SA	Goats	3,609	3,336
Tasmania	Goats	nq	nq



Cattle prices

National saleyard indicators	Live weight	Muscle/Fat	Unit	3 May 2022	4 May 2021
Restocker Steer	200-280kg	C2	¢/kg lwt	680	533
Feeder Steer	330-400kg	C2	¢/kg lwt	582	454
Vealer Steer	280-330kg	C2	¢/kg lwt	644	512
			¢/kg cwt	1217	981
Trade Steer	330-400kg	C3	¢/kg lwt	560	471
			¢/kg cwt	1048	863
Medium Steer	400-500kg	C3	¢/kg lwt	477	405
			¢/kg cwt	902	763
Heavy Steer	500-600kg	C4	¢/kg lwt	462	387
			¢/kg cwt	843	699
Medium Cow	400-520kg	D3	¢/kg lwt	334	282
			¢/kg cwt	695	576
Eastern Young Cattle Indicator (EYCI)			¢/kg cwt	1108.00	884

Eastern states OTH indicators	Carcase weight	Muscle	Unit	7 May 2021
Trade steer	240-260kg	A-C	¢/kg cwt	634
Medium steer	260-280kg	A-C	¢/kg cwt	640
Heavy steer	300-400kg	A-C	¢/kg cwt	649
Medium cow	260-280kg	A-E	¢/kg cwt	543
MSA trade steer	240-260kg	A-C	¢/kg cwt	651

Feeder cattle indicators - paddock sales		Unit
Domestic		
Steers 280-350kg		¢/kg lwt
Heifers 280-350kg		¢/kg lwt
Export		
Shortfed 100-120 DOF		¢/kg lwt
Mediumfed 120-220 DOF		¢/kg lwt
Longfed 220+ DOF		¢/kg lwt

State saleyard indicators				Queensland		NSW		Victoria		SA		Tasmania	
Category	Live weight	Muscle/Fat	Unit	3 May 2022	4 May 2021	3 May 2022	4 May 2021	3 May 2022	4 May 2021	3 May 2022	4 May 2021	3 May 2022	4 May 2021
Restocker Steer	200-280kg	C2	¢/kg lwt	690	528	614	587	722	nq	620	nq	nq	nq
Feeder Steer	330-400kg	C2	¢/kg lwt	587	451	580	458	597	438	495	469	nq	nq
Vealer Steer	280-330kg	C2	¢/kg lwt	502	417	643	530	549	483	586	488	nq	nq
			¢/kg cwt	966	801	1207	990	1012	903	1172	977	nq	nq
Trade Steer	330-400kg	C3	¢/kg lwt	nq	nq	579	479	544	452	561	469	nq	nq
			¢/kg cwt	nq	nq	1043	854	1028	841	1068	882	nq	nq
Medium Steer	400-500kg	C3	¢/kg lwt	417	386	485	417	485	423	489	398	420	nq
			¢/kg cwt	774	726	898	773	908	805	976	790	808	nq
Heavy Steer	500-600kg	C4	¢/kg lwt	430	390	450	377	510	nq	nq	nq	nq	nq
			¢/kg cwt	768	704	820	676	945	nq	nq	nq	nq	nq
Medium Cow	400-520kg	D3	¢/kg lwt	329	277	341	290	347	292	nq	nq	nq	276
			¢/kg cwt	687	567	712	595	686	593	nq	nq	nq	552

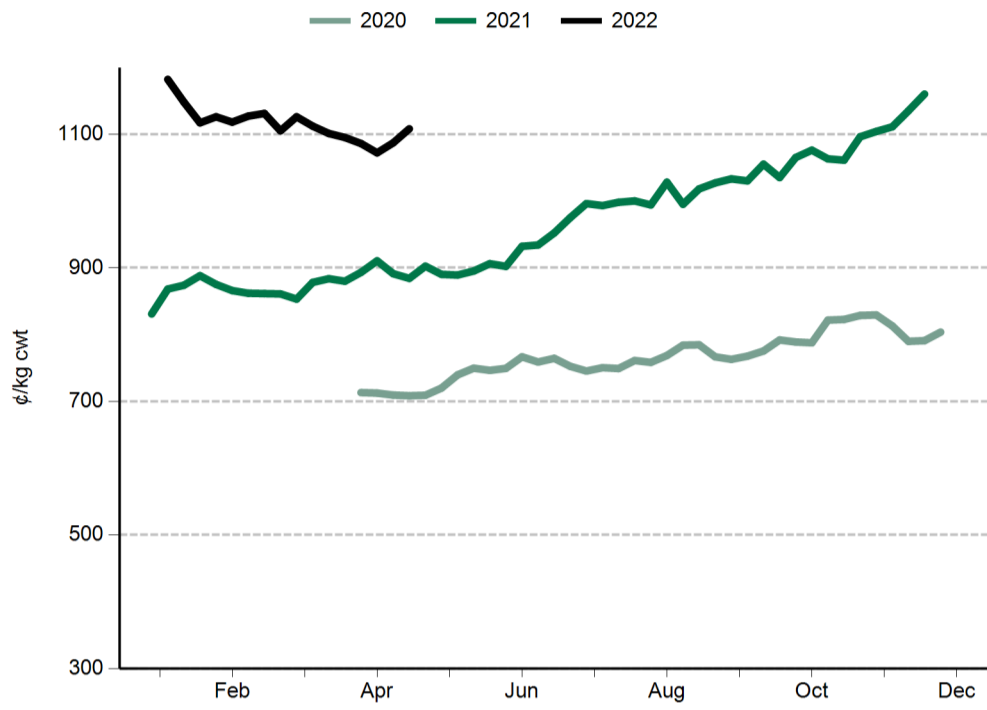
State over-the-hooks indicators				Queensland	NSW	Victoria	SA	Tasmania
Category	Carcase weight	Muscle	Unit	7 May 2021	7 May 2021	7 May 2021	7 May 2021	7 May 2021
Trade steer	240-260kg	A-C	¢/kg cwt	654	650	680	nq	551
Medium steer	260-280kg	A-C	¢/kg cwt	649	635	681	nq	595
Heavy steer	300-400kg	A-C	¢/kg cwt	659	646	687	nq	605
Medium cow	260-280kg	A-E	¢/kg cwt	555	555	527	582	497
MSA trade steer	240-260kg	A-C	¢/kg cwt	664	643	nq	645	nq

WA saleyard indicators	Unit	3 May 2022	4 May 2021
WYCI	¢/kg cwt	1222	970
Medium Steer	¢/kg lwt	492	453
Medium Cow	¢/kg lwt	355	296

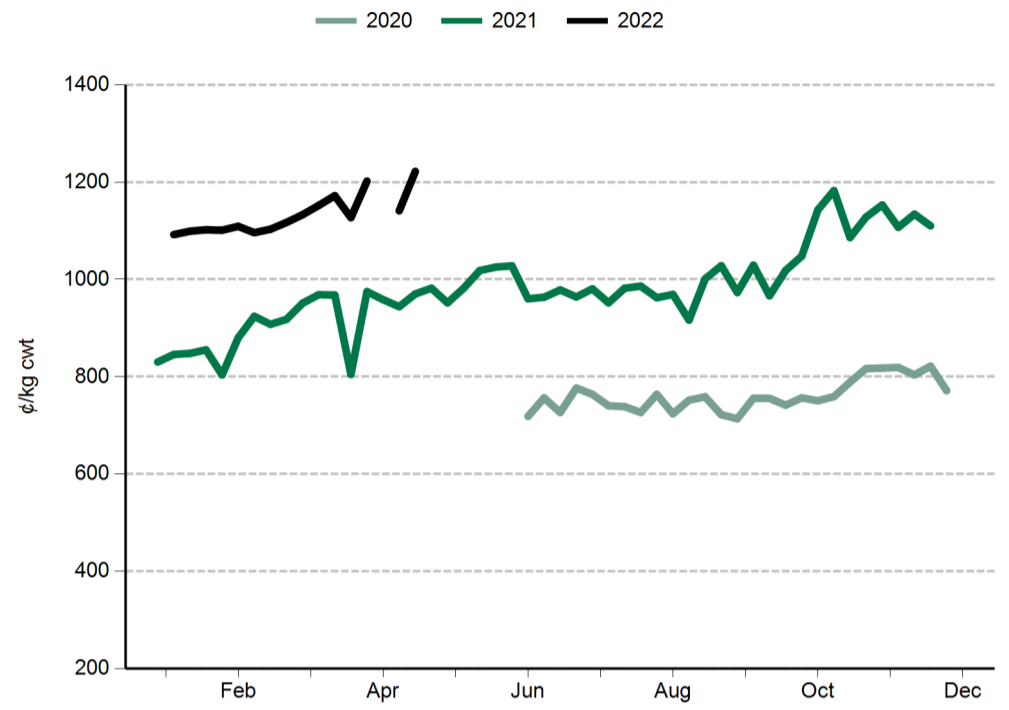
WA over-the-hooks indicators	Unit	7 May 2021
Grassfed yearling	¢/kg cwt	nq
Grainfed yearling	¢/kg cwt	nq
MSA yearling	¢/kg cwt	nq

Live Export Price Quotes			Unit	22 Apr 2022	30 Apr 2021
Light Steer	260 - 360 kg	Townsville	¢/kg lwt	nq	400
	260 - 360 kg	Darwin	¢/kg lwt	470	nq
Light Heifer	260 - 360 kg	Townsville	¢/kg lwt	nq	375
	260 - 360 kg	Darwin	¢/kg lwt	440	nq

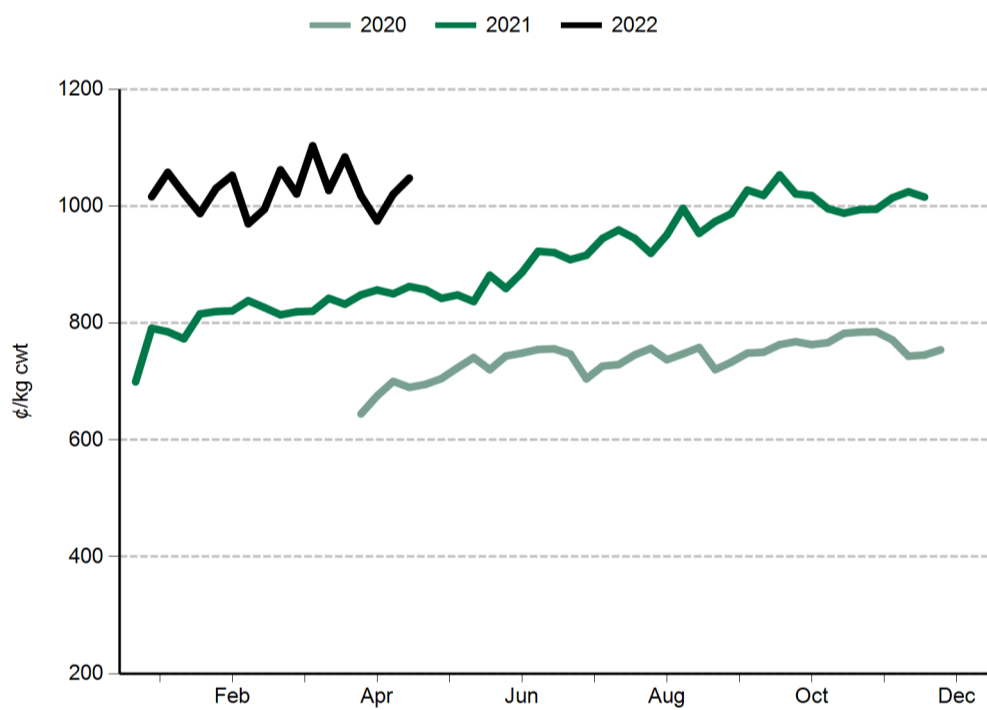
Eastern Young Cattle Indicator (EYCI)



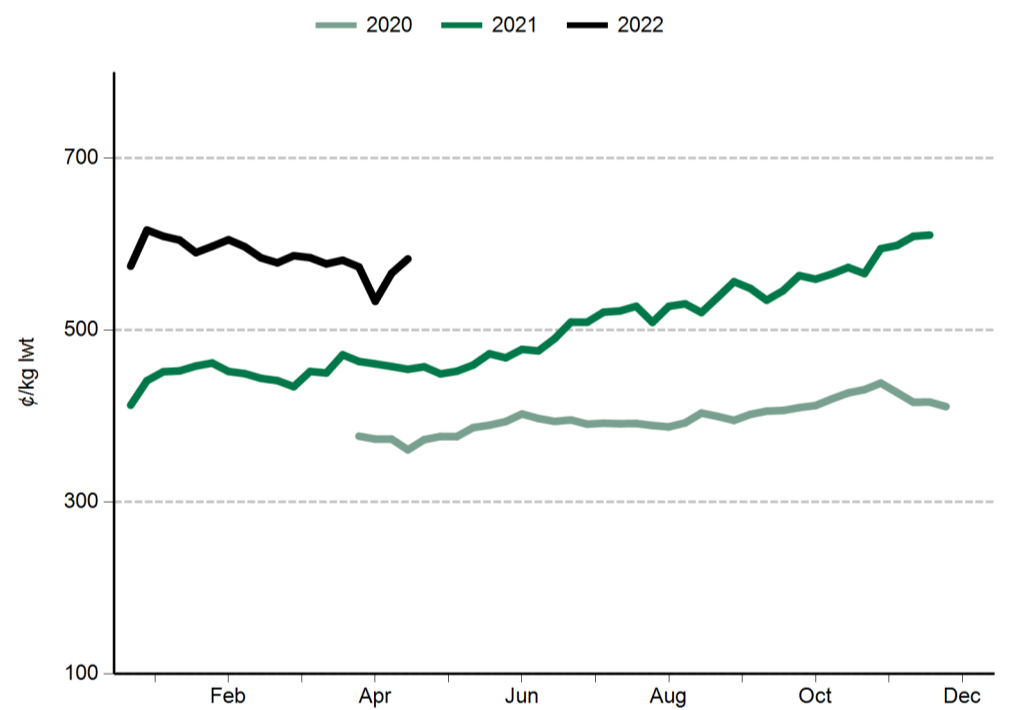
Western Young Cattle Indicator (WYCI)



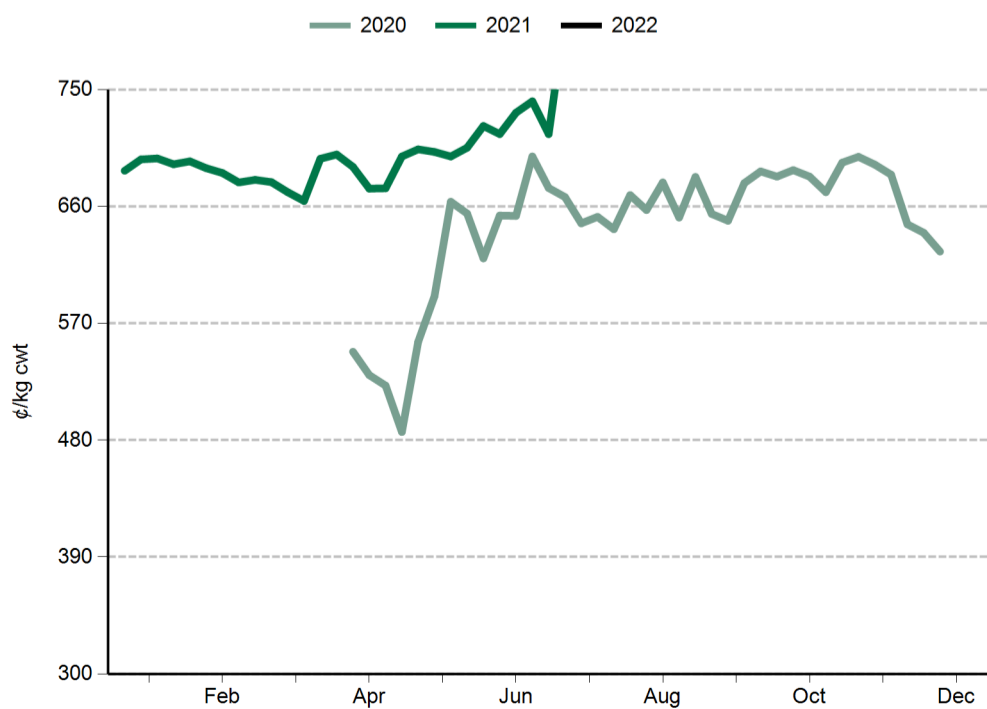
Trade steer



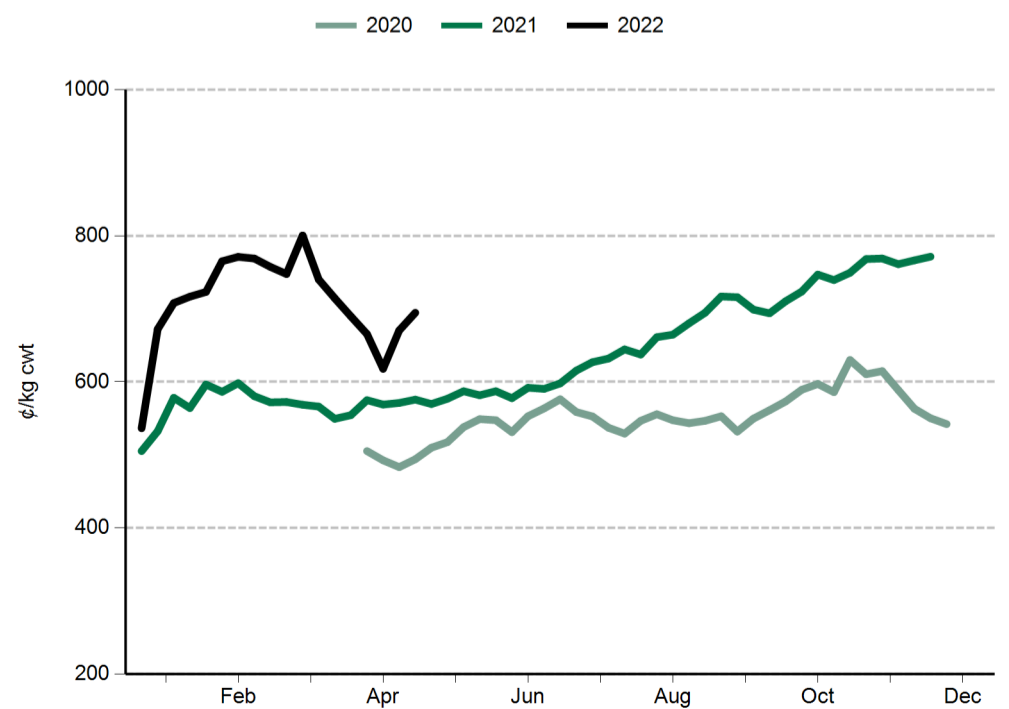
Feeder steer



Heavy steer



Medium cow



Sheep and lamb prices

Eastern States Trade Lamb Indicator (¢/kg cwt)	3 May 2022	4 May 2021
ESTLI	782	803

National saleyard sheep and lamb indicators (¢/kg cwt)		3 May 2022	4 May 2021
Merino lamb	16-22kg	724	759
Restocker/feeder lamb	0-18kg	805	861
Light lamb	12-18kg	795	799
Trade lamb	18-22kg	778	788
Heavy lamb	22+kg	755	769
Mutton	18-24kg	580	628

National OTH sheep and lamb indicators (¢/kg cwt)		7 May 2021
Medium trade lamb	18-20kg	763
Heavy trade lamb	20-22kg	763
Heavy lamb	22-24kg	761
Mutton	18-24kg	627

State saleyard sheep and lamb indicators (¢/kg cwt)		Victoria		NSW		SA	WA		Tasmania	
		3 May 2022	4 May 2021	3 May 2022	4 May 2021	4 May 2021	3 May 2022	4 May 2021	3 May 2022	4 May 2021
Merino lamb	16-22kg	685	789	762	766	721	690	700	nq	nq
Restocker/feeder lamb	0-18kg	803	871	879	942	991	564	695	446	762
Light lamb	12-18kg	749	844	832	842	781	636	728	nq	816
Trade lamb	18-22kg	768	807	791	814	752	603	718	nq	854
Heavy lamb	22+kg	739	770	770	774	735	710	789	758	686
Mutton	18-24kg	605	646	591	652	635	492	565	519	649

Over-the-hooks sheep and lamb indicators (¢/kg cwt)		Victoria	NSW	SA	WA	Tasmania
		7 May 2021	7 May 2021	7 May 2021	7 May 2021	7 May 2021
Medium trade lamb	18-20kg	766	753	780	752	nq
Heavy trade lamb	20-22kg	766	753	780	752	nq
Heavy lamb	22-24kg	759	753	780	752	nq
Mutton	18-24kg	648	655	600	603	nq

Live export price quotes (A\$/head)		26 Apr 2022	4 May 2021
Live wether	Muchea	nq	145

Glossary:

cwt – carcase weight

lwt – live weight

OTH – over-the-hooks. Refers to the marketing of cattle/sheep/lambs directly from the farm to an abattoir where a producer is paid for the value of the carcase based on a sliding grid.

CIF – Cost, insurance, freight. The quoted price for the goods including freight and insurance costs delivered to final destination.

C&F – Cost and freight. Refers to the quoted price for the goods, including freight to the delivery point, but not insurance.

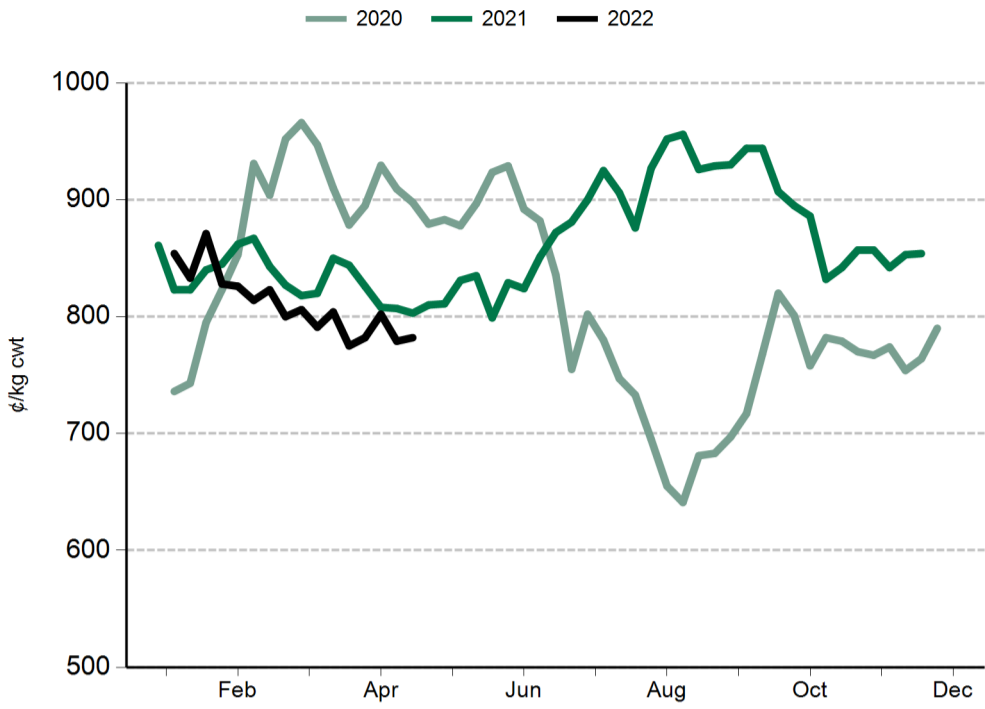
FAS – Free alongside ship. Refers to export price quotes where the seller is obliged to pay warehouse services, packing, inland freight and port charges, but not placement of goods onto the ship. The buyer is obliged to pay overseas freight, charges in foreign port, customs duties, quarantine and delivery to final destination. (See also 'FOB').

EYCI – Eastern Young Cattle Indicator. A seven day rolling average from 24 saleyards across NSW, Victoria and Queensland. It includes vealer and yearling heifers and steers, grade score C2 or C3, with live weight from 200kg.

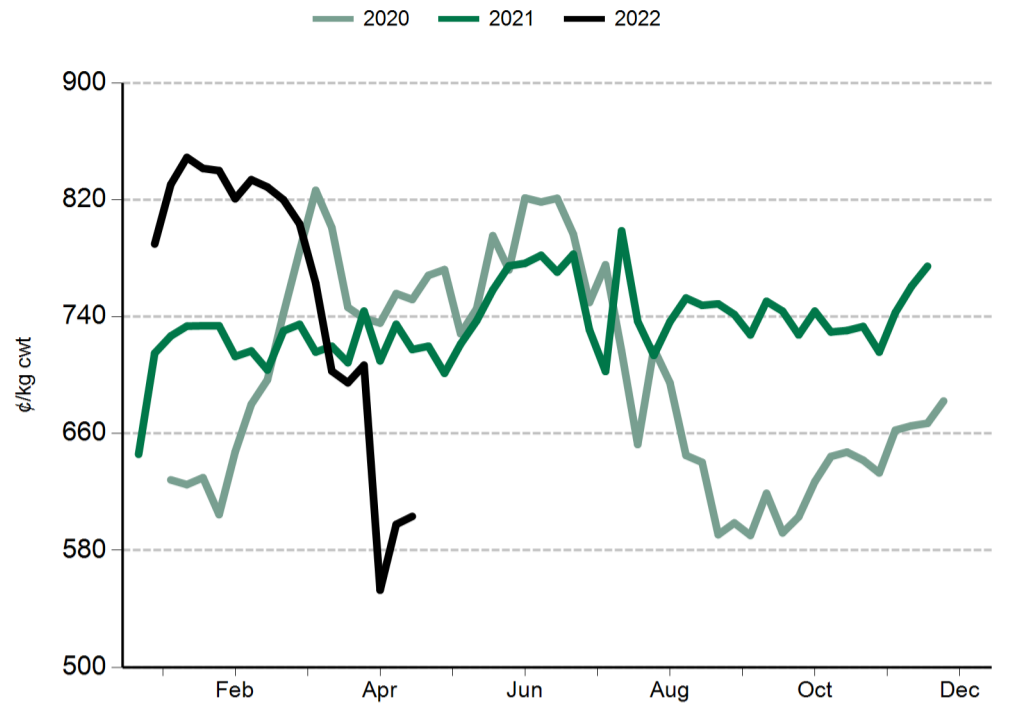
WYCI – Western Young Cattle Indicator. A benchmark of the value of young cattle in WA saleyards. It includes vealer and yearling heifers and steers, grade score C2 or C3, 180kg+ live weight.

All data is collected by MLA's NLRs, unless specified otherwise.

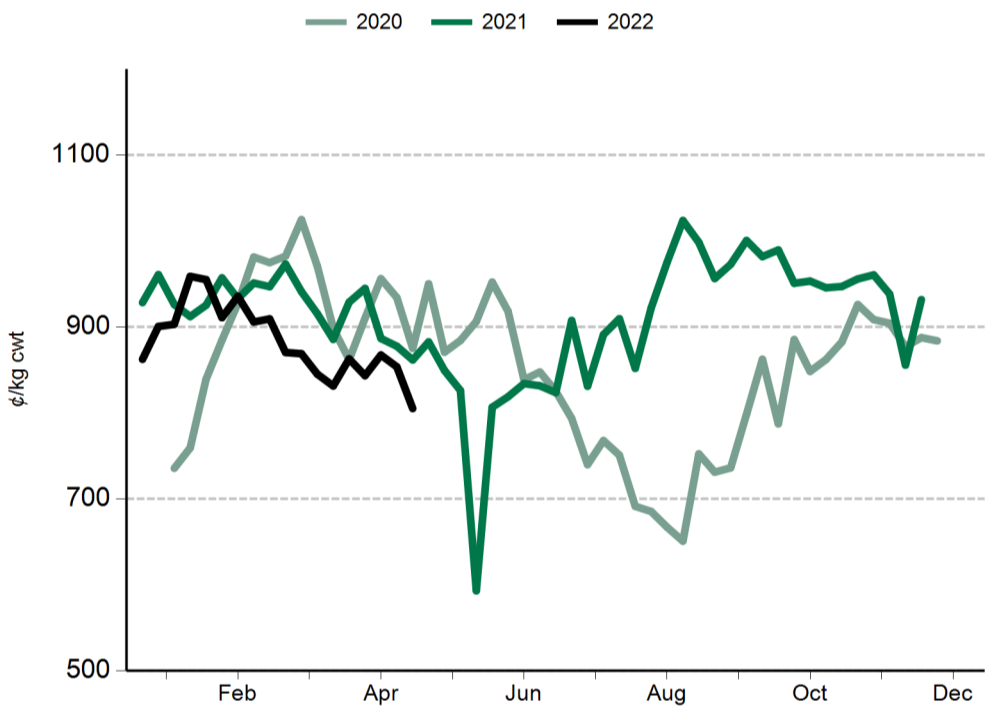
Eastern States Trade Lamb Indicator (ESTLI)



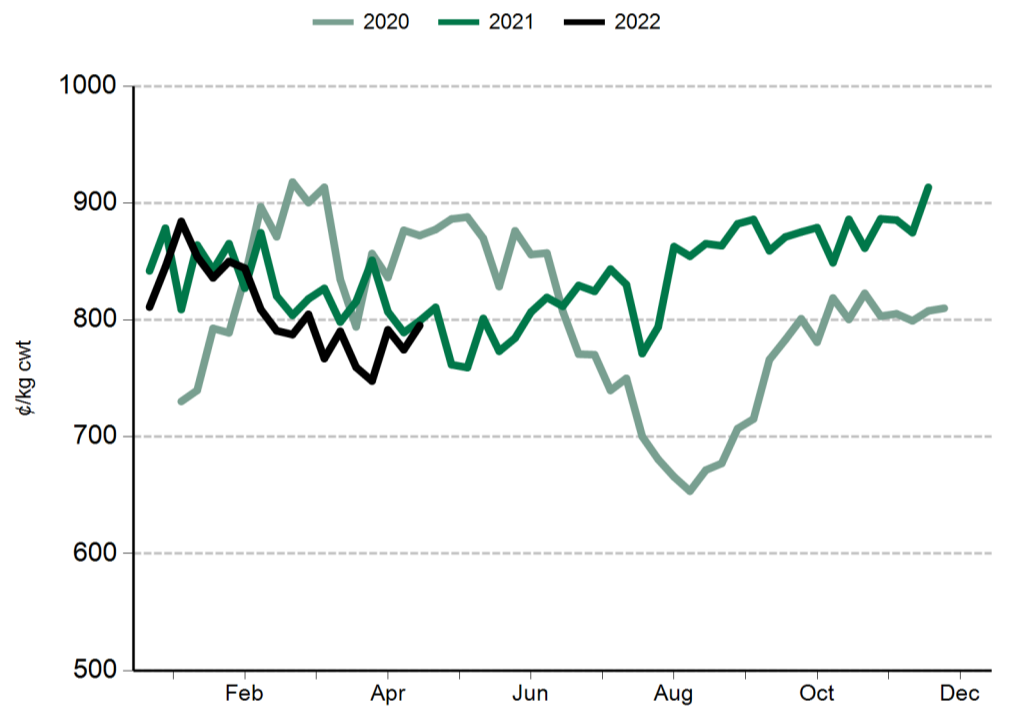
Western Trade Lamb Indicator (WTLI)



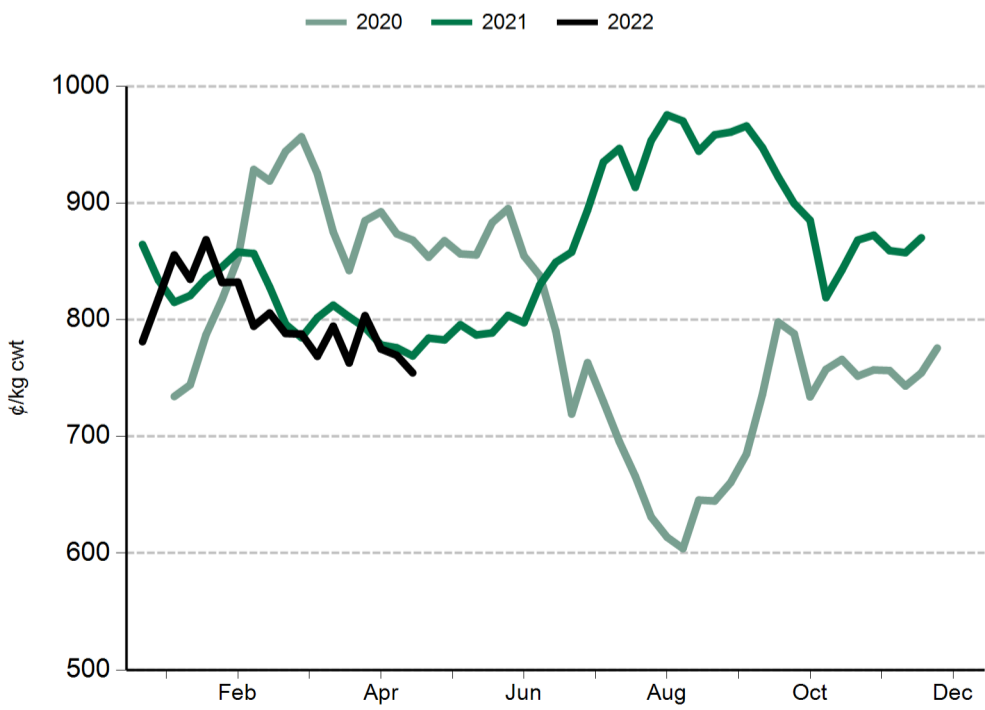
Restocker lamb



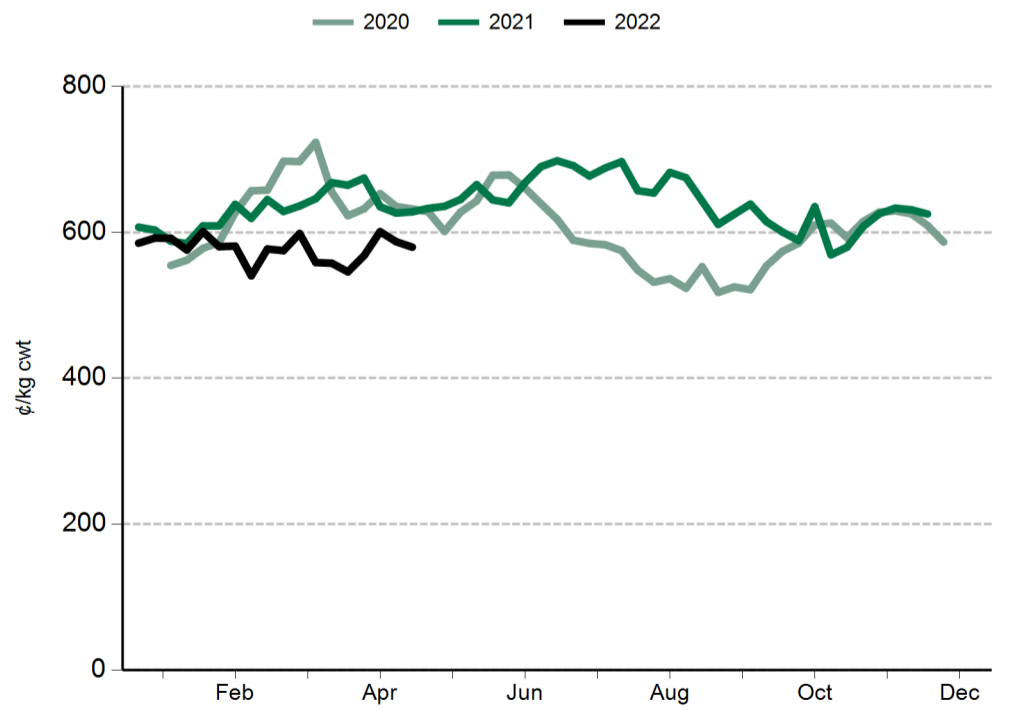
Light lamb



Heavy lamb



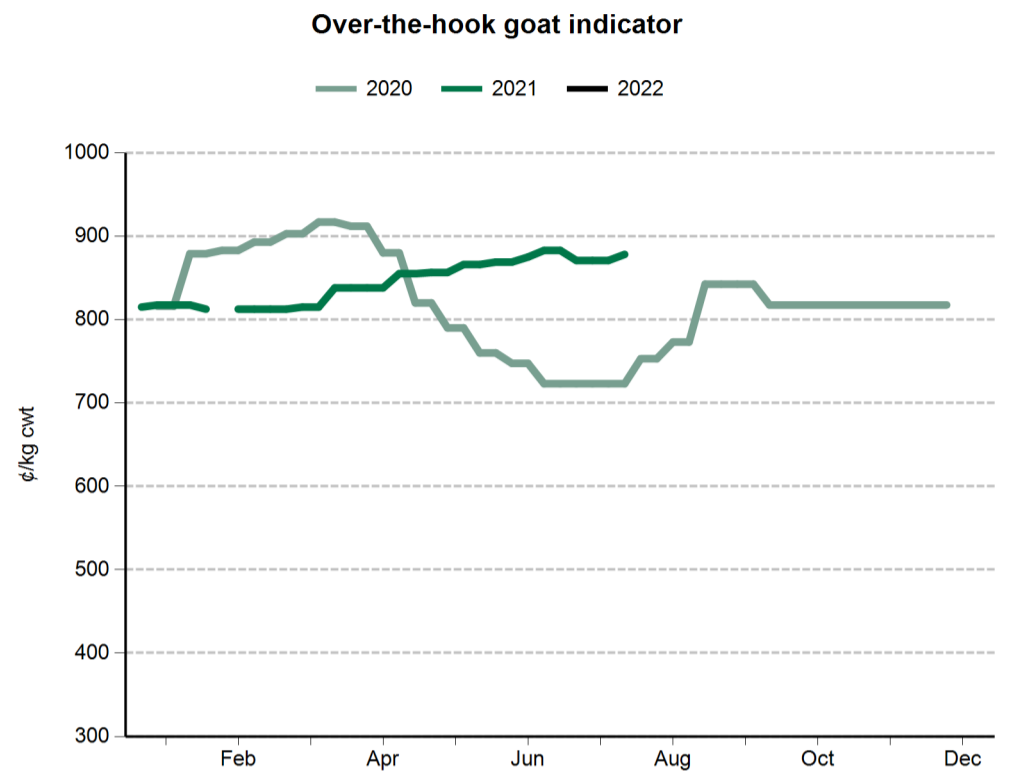
Mutton



General statistics

Over-the-hooks goat indicators (A¢/kg cwt)	7 May 2021
8.1-10kg	874
10.1-12kg	857
12.1-16kg	857
16.1-20kg	850
20.1kg+	819

Skin indicators - Lambs



Grain prices - Darling Downs (A\$/tonne)	29 Apr 2022	22 Apr 2022	30 Apr 2021
Wheat	410	398	321
Barley	385	367	282
Sorghum	342	340	310
Grain prices - Riverina (A\$/tonne)			
Wheat	nq	nq	300
Barley	365	345	238

Source: Profarmer Australia

PLEASE NOTE

MLA no longer reports on fodder prices, tallow prices or the EMI on a weekly basis.

These can be accessed separately through these links:

- [Fodder prices \(Dairy Australia\)](#)
- [Tallow prices \(MLA monthly co-product report\)](#)
- [EMI \(AWEX\)](#)

US imported beef prices (CIF)		22 Apr 2022	30 Apr 2021
Bull 95CL	US¢/lb	315.0	270.5
	A¢/kg	974.3	767.0
Cow 90CL	US¢/lb	292.5	251.0
	A¢/kg	904.7	711.7
CC/CF 85CL	US¢/lb	270.5	235.0
	A¢/kg	836.7	666.4
Shank 90CL	US¢/lb	280.0	252.5
	A¢/kg	866.0	716.0
Trim 85CL	US¢/lb	270.0	232.5
	A¢/kg	835.1	659.3
Trim 80CL	US¢/lb	nq	209.0
	A¢/kg	nq	592.6
Trim 75CL	US¢/lb	nq	175.0
	A¢/kg	nq	496.2
Trim 65CL	US¢/lb	nq	nq
	A¢/kg	nq	nq
Outside flats	US¢/lb	nq	nq
	A¢/kg	nq	nq
Knuckles	US¢/lb	310.0	297.5
	A¢/kg	958.8	843.6
Inside cap off	US¢/lb	362.5	345.0
	A¢/kg	1121.2	978.3

Source: Steiner Consulting Group

