

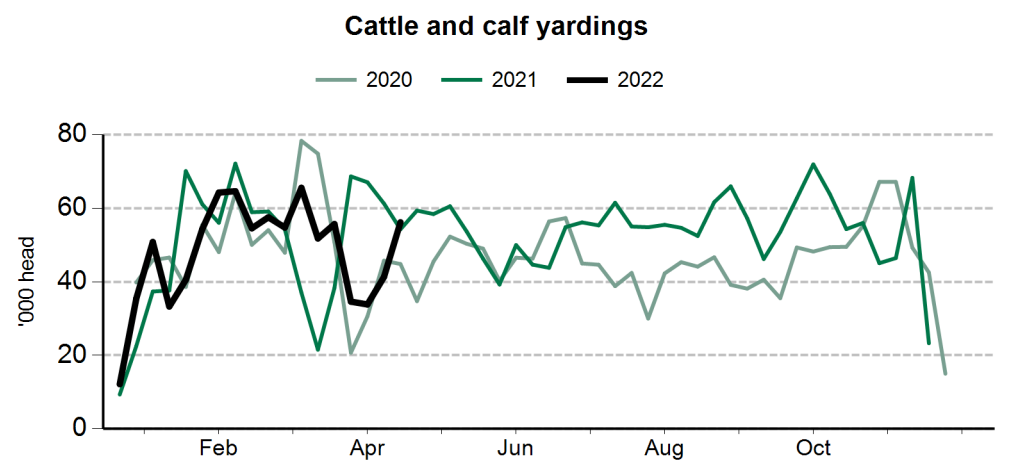
The following weekly statistical summary includes the following information:

- **Livestock movements**.....pages 1-2
 - Cattle yardings
 - Sheep yardings
 - Cattle slaughter
 - Sheep, lamb and goat slaughter
- **Cattle price indicators**.....pages 3-4
 - Saleyard indicators
 - Over-the-hook indicators
 - Live export indicators
- **Sheep and lamb indicators**.....pages 5-6
 - Saleyard indicators
 - Over-the-hook indicators
 - Live export indicators
- **General statistics**.....page 7
 - Over-the-hook goat indicators
 - Skin price indicators
 - Weekly US imported beef indicators

Cattle movements

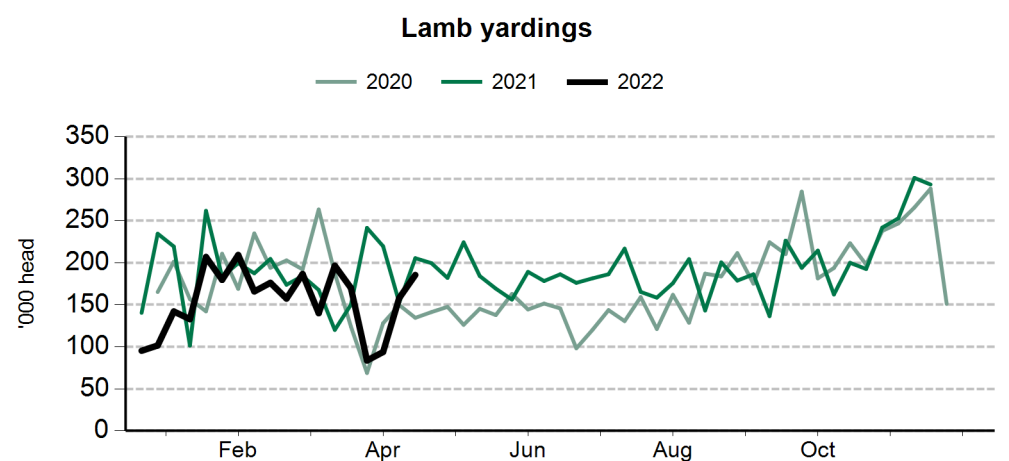
Cattle saleyard throughput		6 May 2022	29 Apr 2022	7 May 2021
Queensland	Cattle	3,650	12,583	21,589
NSW	Cattle	9,455	16,798	12,124
Victoria	Cattle	4,669	7,767	6,794
SA	Cattle	1,170	1,420	1,635
WA	Cattle	664	2,562	1,413
Tasmania	Cattle	60	187	130

Cattle slaughter		29 Apr 2022	7 May 2021
Queensland	Cattle	43,771	54,233
	Calves	30	3,057
NSW	Cattle	25,660	27,375
	Calves	337	1,124
Victoria	Cattle	11,790	15,772
	Calves	3,125	4,012
SA	Cattle	3,290	2,650
	Calves	4	14
Tasmania	Cattle	3,847	4,597
	Calves	165	318

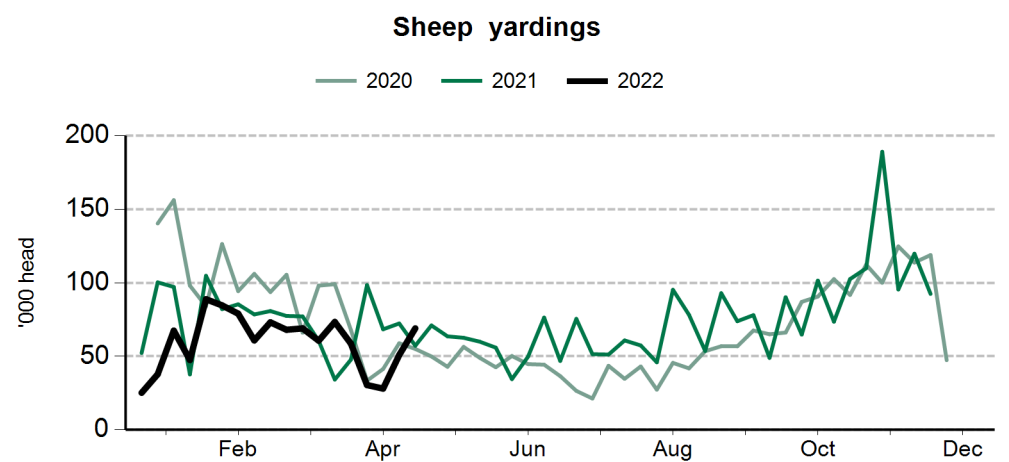


Smallstock movements

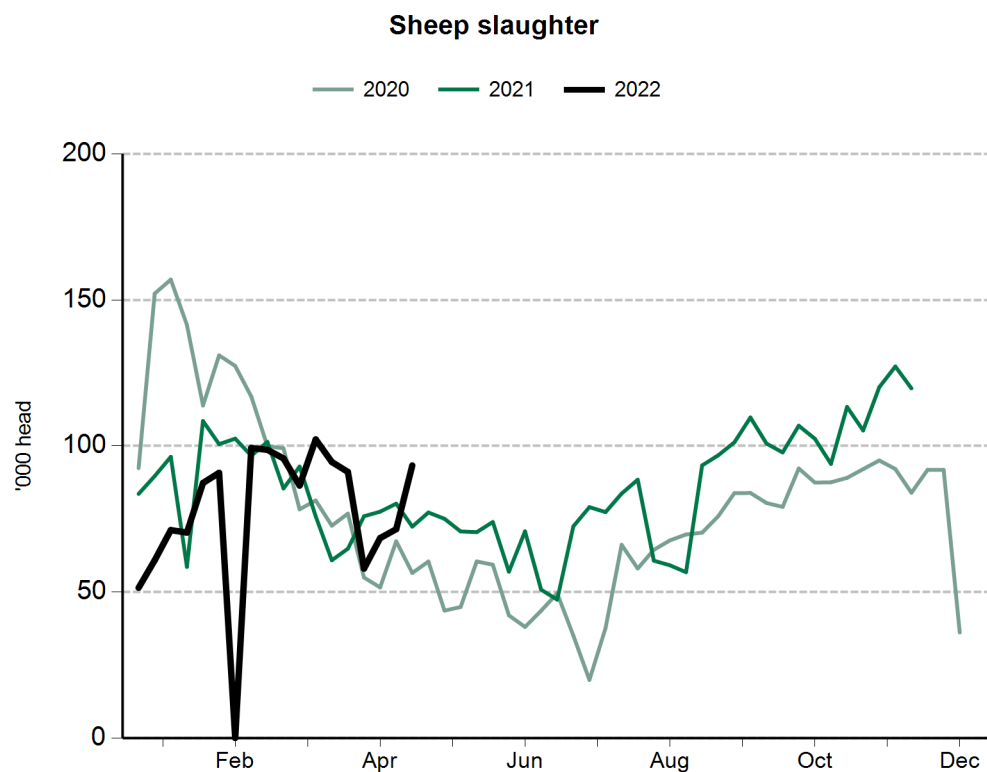
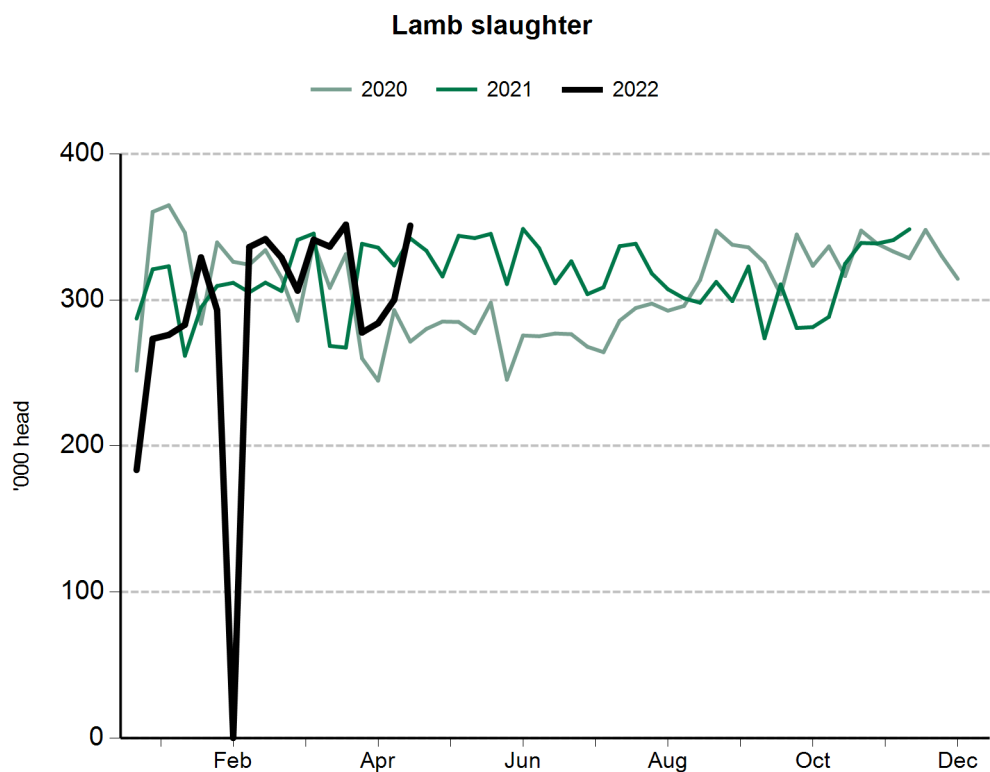
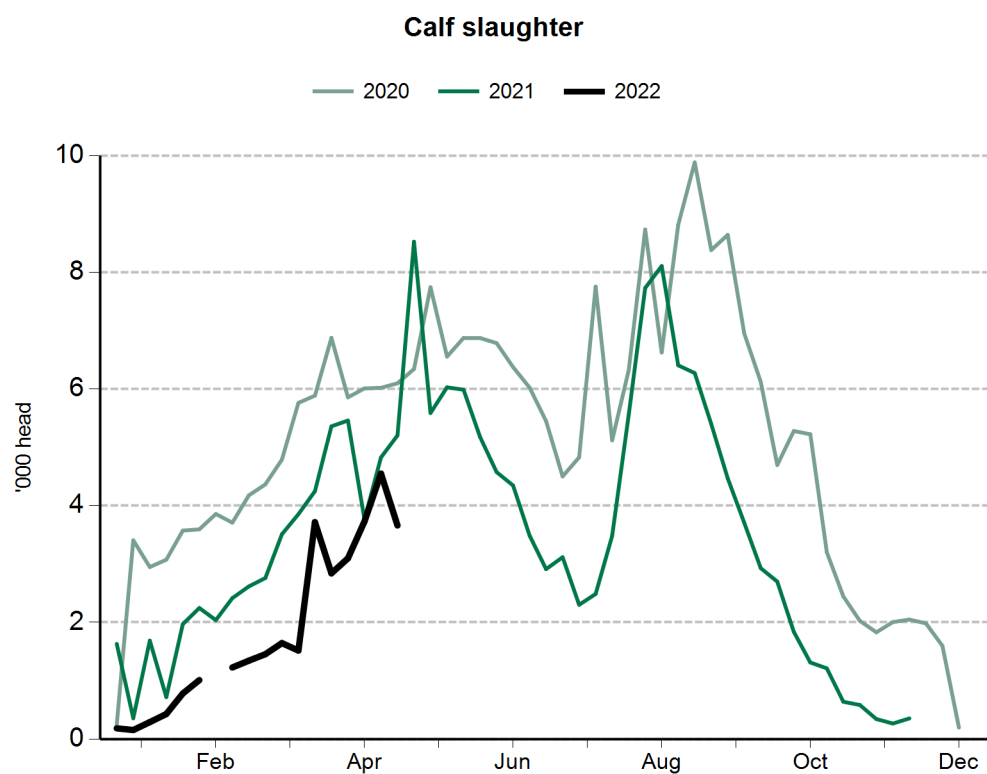
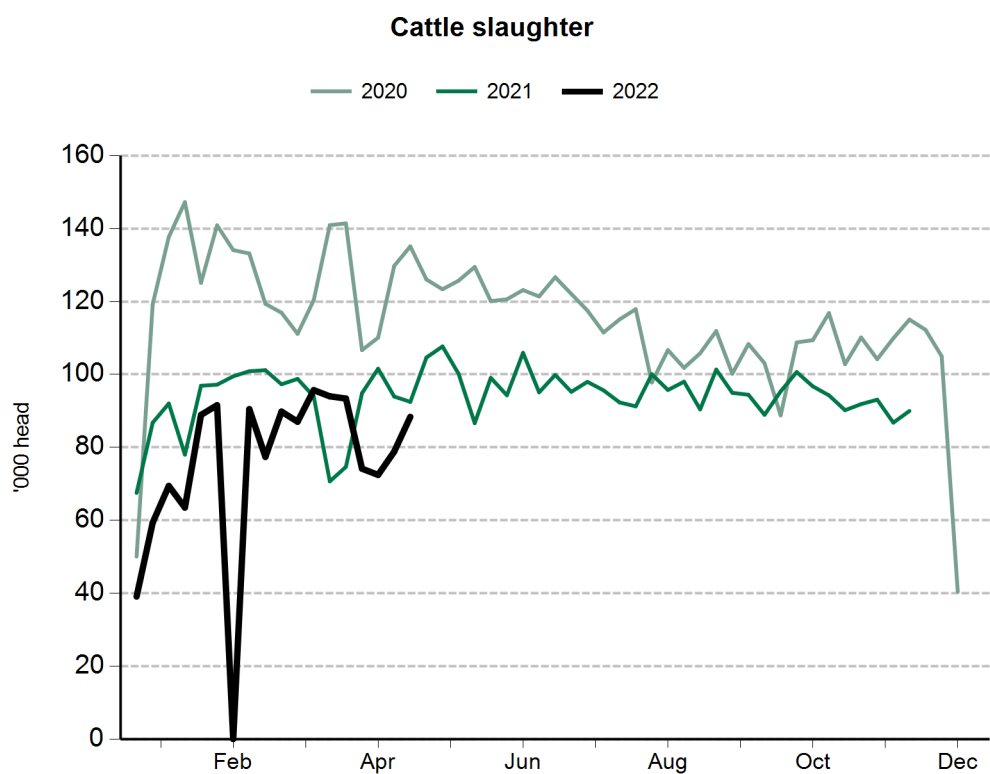
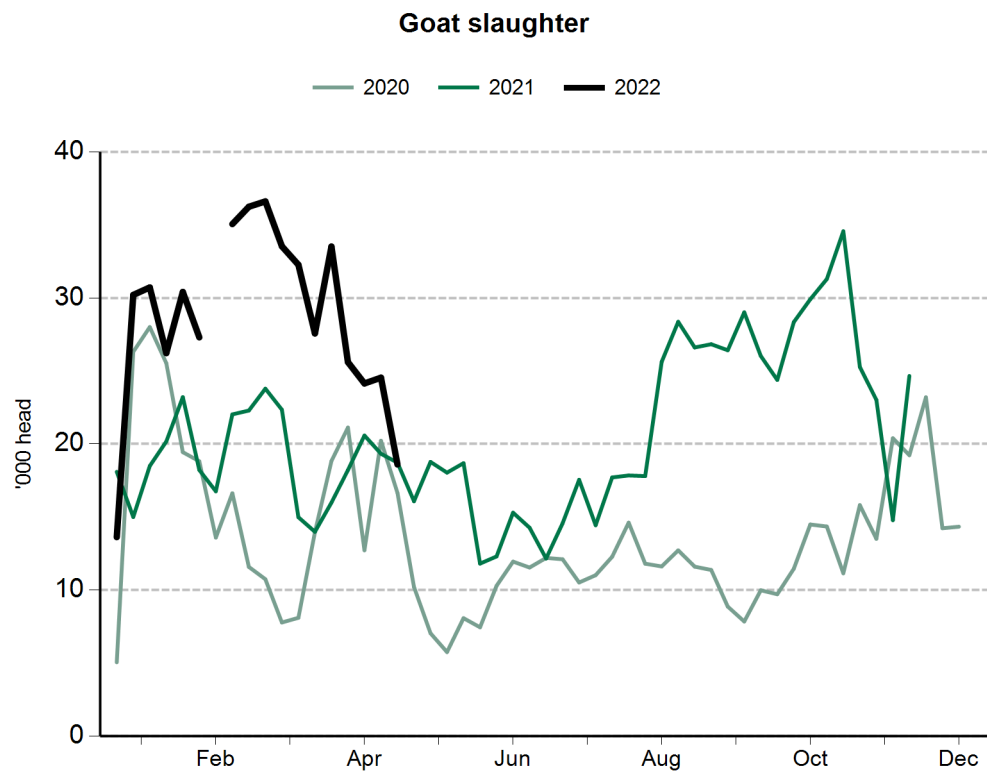
Sheep and lamb saleyard throughput		6 May 2022	29 Apr 2022	7 May 2021
NSW	Lambs	49,094	90,032	108,434
	Sheep	19,729	33,537	28,480
Victoria	Lambs	37,123	71,603	70,068
	Sheep	25,870	22,385	18,571
SA	Lambs	10,665	13,179	4,274
	Sheep	1,706	3,182	11,394
WA	Lambs	7,763	8,415	15,443
	Sheep	3,231	7,294	10,869
Tasmania	Lambs	1,433	1,647	874
	Sheep	419	2,452	1,315



Sheep and lamb slaughter		29 Apr 2022	7 May 2021
Queensland	Lambs	151	718
	Sheep	199	1,535
NSW	Lambs	111,990	107,305
	Sheep	45,374	39,193
Victoria	Lambs	180,461	168,045
	Sheep	35,853	33,363
SA	Lambs	52,068	51,910
	Sheep	10,030	2,535
Tasmania	Lambs	6,205	5,687
	Sheep	1,846	567



Goat slaughter		29 Apr 2022	7 May 2021
Queensland	Goats	6,741	7,177
NSW	Goats	1,507	1,018
Victoria	Goats	8,603	5,864
SA	Goats	1,739	2,011
Tasmania	Goats	nq	nq



Cattle prices

National saleyard indicators	Live weight	Muscle/Fat	Unit	10 May 2022	11 May 2021
Restocker Steer	200-280kg	C2	¢/kg lwt	647	554
Feeder Steer	330-400kg	C2	¢/kg lwt	572	457
Vealer Steer	280-330kg	C2	¢/kg lwt	634	522
			¢/kg cwt	1211	985
Trade Steer	330-400kg	C3	¢/kg lwt	559	467
			¢/kg cwt	1033	857
Medium Steer	400-500kg	C3	¢/kg lwt	466	388
			¢/kg cwt	881	729
Heavy Steer	500-600kg	C4	¢/kg lwt	462	388
			¢/kg cwt	845	704
Medium Cow	400-520kg	D3	¢/kg lwt	339	282
			¢/kg cwt	697	570
Eastern Young Cattle Indicator (EYCI)			¢/kg cwt	1081.00	902.25

Eastern states OTH indicators	Carcase weight	Muscle	Unit	14 May 2021
Trade steer	240-260kg	A-C	¢/kg cwt	639
Medium steer	260-280kg	A-C	¢/kg cwt	650
Heavy steer	300-400kg	A-C	¢/kg cwt	659
Medium cow	260-280kg	A-E	¢/kg cwt	546
MSA trade steer	240-260kg	A-C	¢/kg cwt	663

Feeder cattle indicators - paddock sales		Unit
Domestic		
Steers 280-350kg		¢/kg lwt
Heifers 280-350kg		¢/kg lwt
Export		
Shortfed 100-120 DOF		¢/kg lwt
Mediumfed 120-220 DOF		¢/kg lwt
Longfed 220+ DOF		¢/kg lwt

State saleyard indicators				Queensland		NSW		Victoria		SA		Tasmania	
Category	Live weight	Muscle/Fat	Unit	10 May 2022	11 May 2021	10 May 2022	11 May 2021	10 May 2022	11 May 2021	10 May 2022	11 May 2021	10 May 2022	11 May 2021
Restocker Steer	200-280kg	C2	¢/kg lwt	649	553	572	568	580	540	nq	453	nq	nq
Feeder Steer	330-400kg	C2	¢/kg lwt	550	454	593	457	586	454	567	448	nq	nq
Vealer Steer	280-330kg	C2	¢/kg lwt	nq	409	638	531	571	493	552	537	nq	nq
			¢/kg cwt	nq	787	1205	988	1071	930	1176	1073	nq	nq
Trade Steer	330-400kg	C3	¢/kg lwt	nq	nq	569	475	500	469	536	446	nq	nq
			¢/kg cwt	nq	nq	1040	844	926	877	1063	881	nq	nq
Medium Steer	400-500kg	C3	¢/kg lwt	432	335	482	399	450	410	512	387	nq	373
			¢/kg cwt	810	630	895	744	849	766	985	756	nq	684
Heavy Steer	500-600kg	C4	¢/kg lwt	419	361	452	388	529	416	nq	nq	nq	nq
			¢/kg cwt	761	669	832	696	963	765	nq	nq	nq	nq
Medium Cow	400-520kg	D3	¢/kg lwt	331	279	354	296	368	301	nq	nq	314	nq
			¢/kg cwt	678	564	738	623	733	611	nq	nq	604	nq

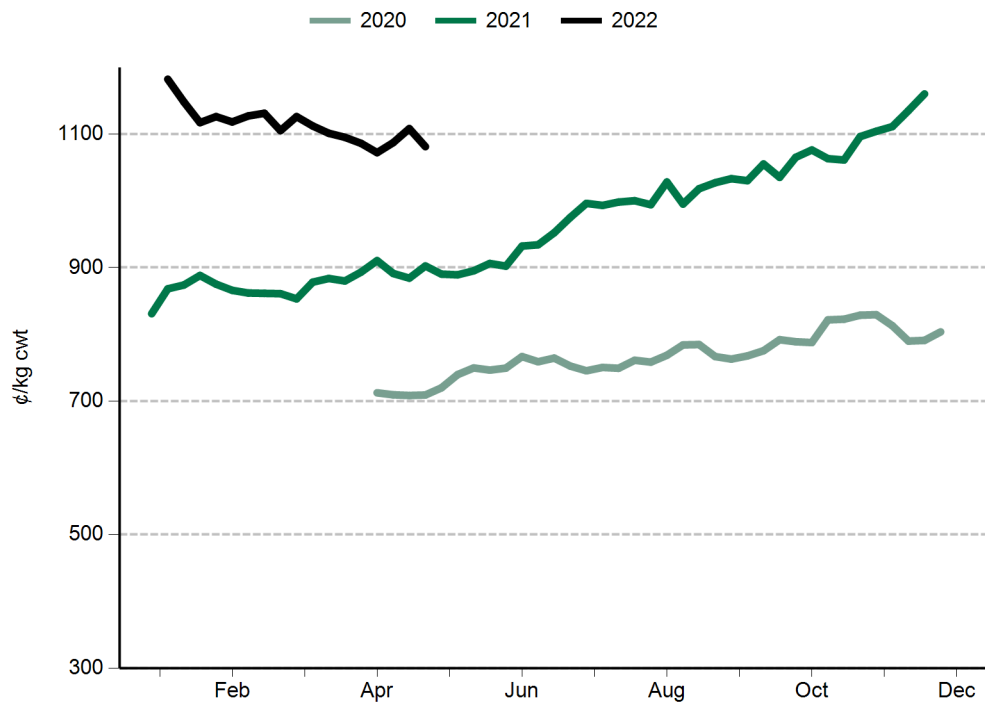
State over-the-hooks indicators				Queensland	NSW	Victoria	SA	Tasmania
Category	Carcase weight	Muscle	Unit	14 May 2021	14 May 2021	14 May 2021	14 May 2021	14 May 2021
Trade steer	240-260kg	A-C	¢/kg cwt	660	664	680	nq	551
Medium steer	260-280kg	A-C	¢/kg cwt	657	667	681	nq	595
Heavy steer	300-400kg	A-C	¢/kg cwt	667	677	687	nq	605
Medium cow	260-280kg	A-E	¢/kg cwt	564	561	527	582	497
MSA trade steer	240-260kg	A-C	¢/kg cwt	670	672	nq	645	nq

WA saleyard indicators	Unit	10 May 2022	11 May 2021
WYCI	¢/kg cwt	1161	982
Medium Cow	¢/kg lwt	337	287
Medium Steer	¢/kg lwt	467	423

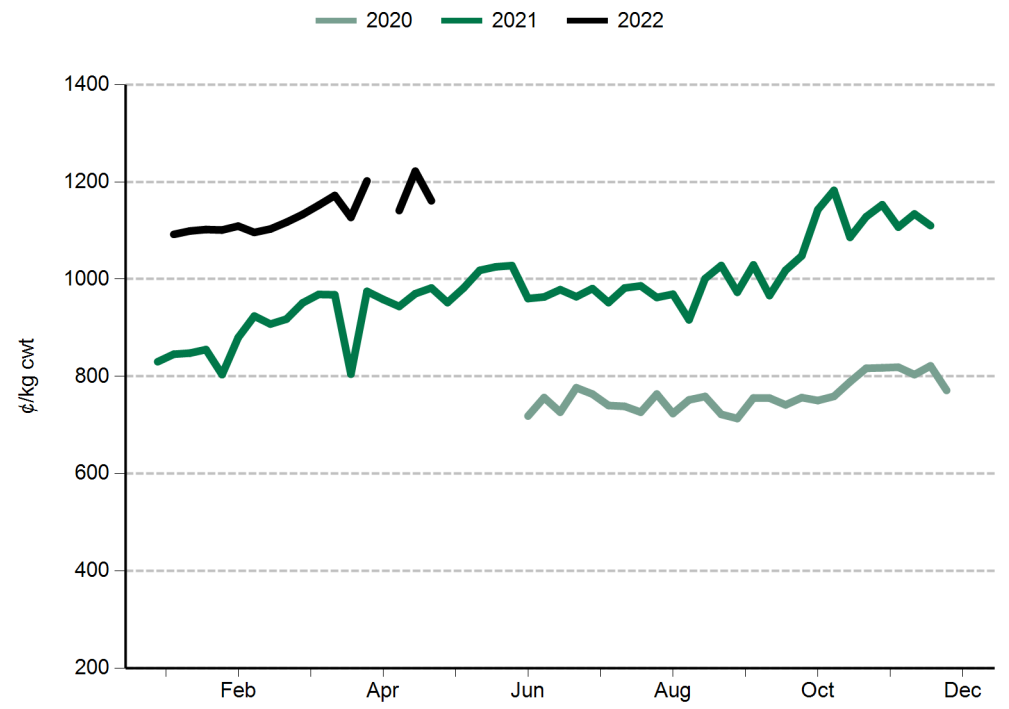
WA over-the-hooks indicators	Unit	14 May 2021
Grassfed yearling	¢/kg cwt	nq
Grainfed yearling	¢/kg cwt	nq
MSA yearling	¢/kg cwt	nq

Live Export Price Quotes			Unit	29 Apr 2022	7 May 2021
Light Steer	260 - 360 kg	Townsville	¢/kg lwt	nq	400
	260 - 360 kg	Darwin	¢/kg lwt	470	nq
Light Heifer	260 - 360 kg	Townsville	¢/kg lwt	nq	375
	260 - 360 kg	Darwin	¢/kg lwt	440	nq

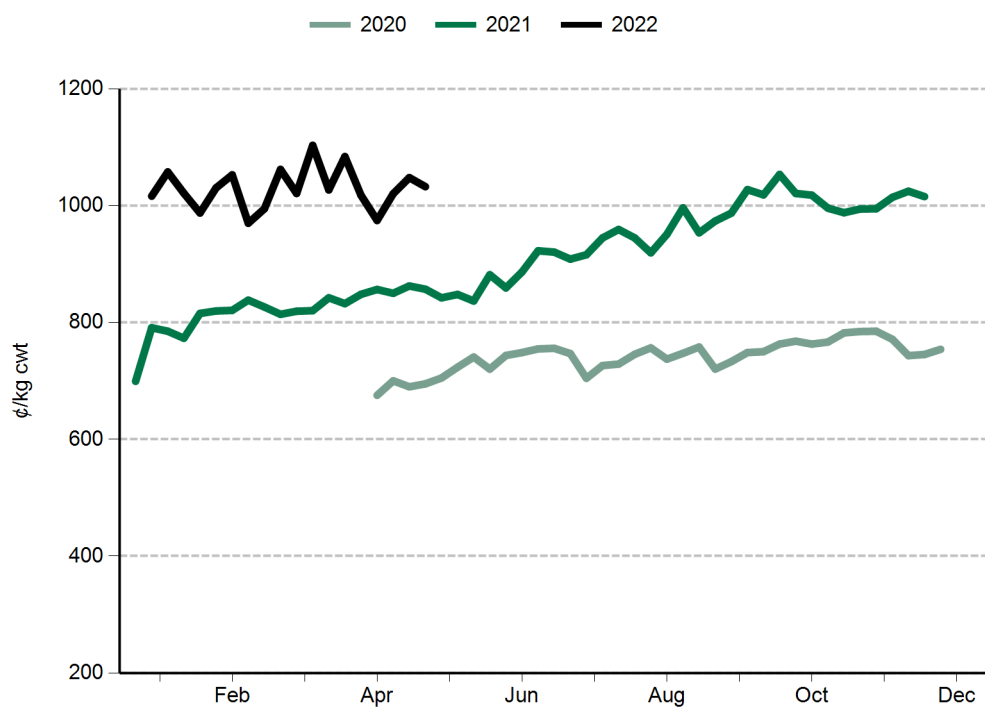
Eastern Young Cattle Indicator (EYCI)



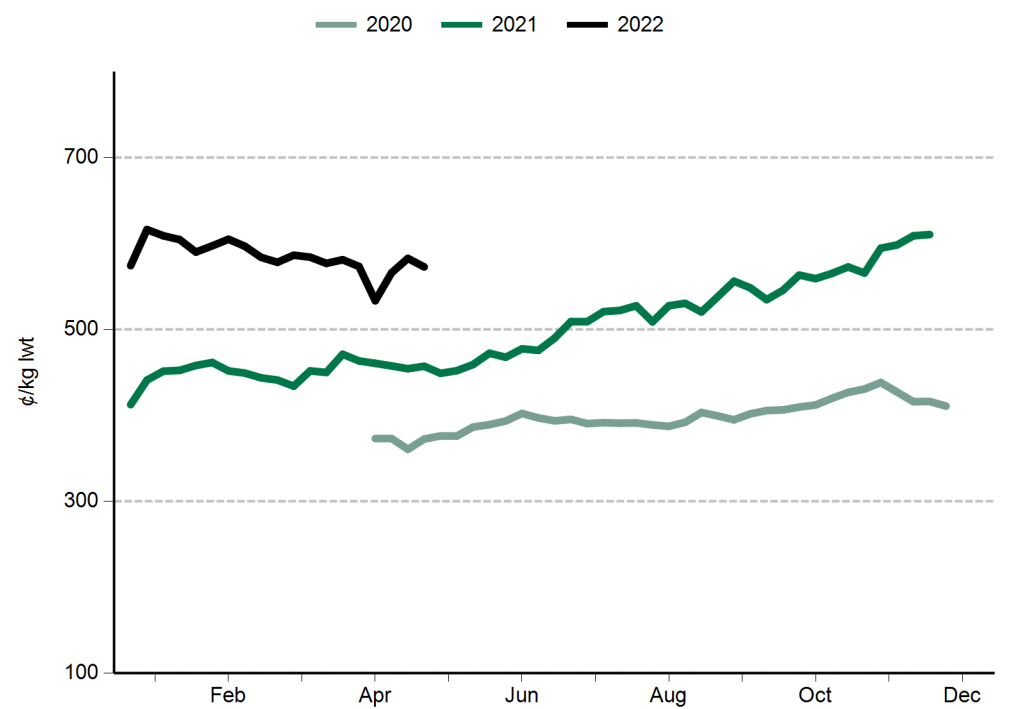
Western Young Cattle Indicator (WYCI)



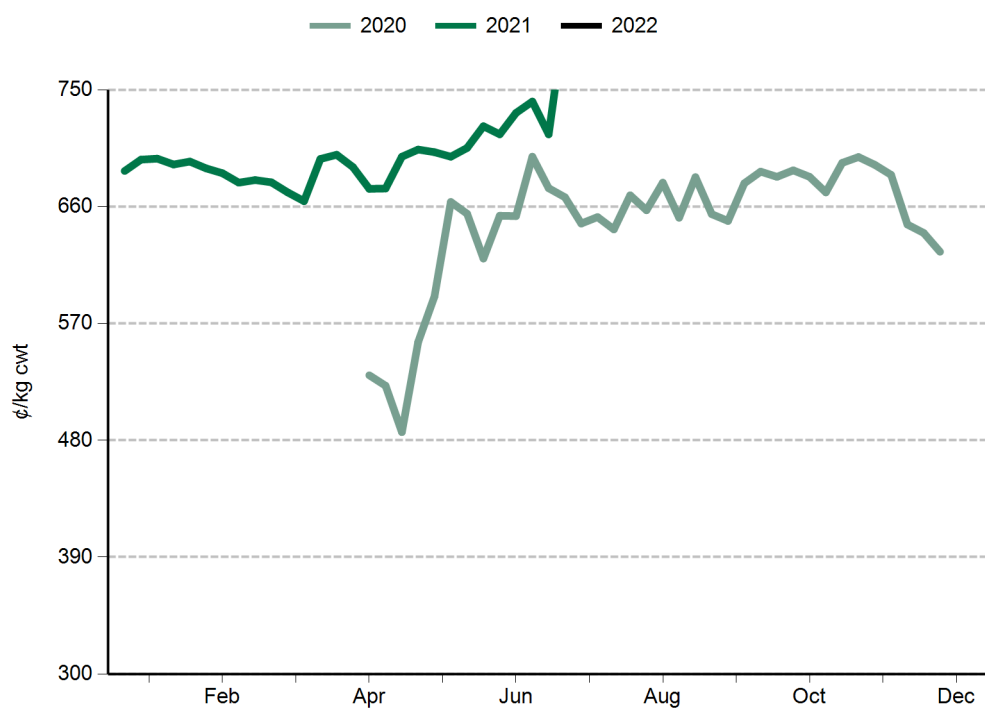
Trade steer



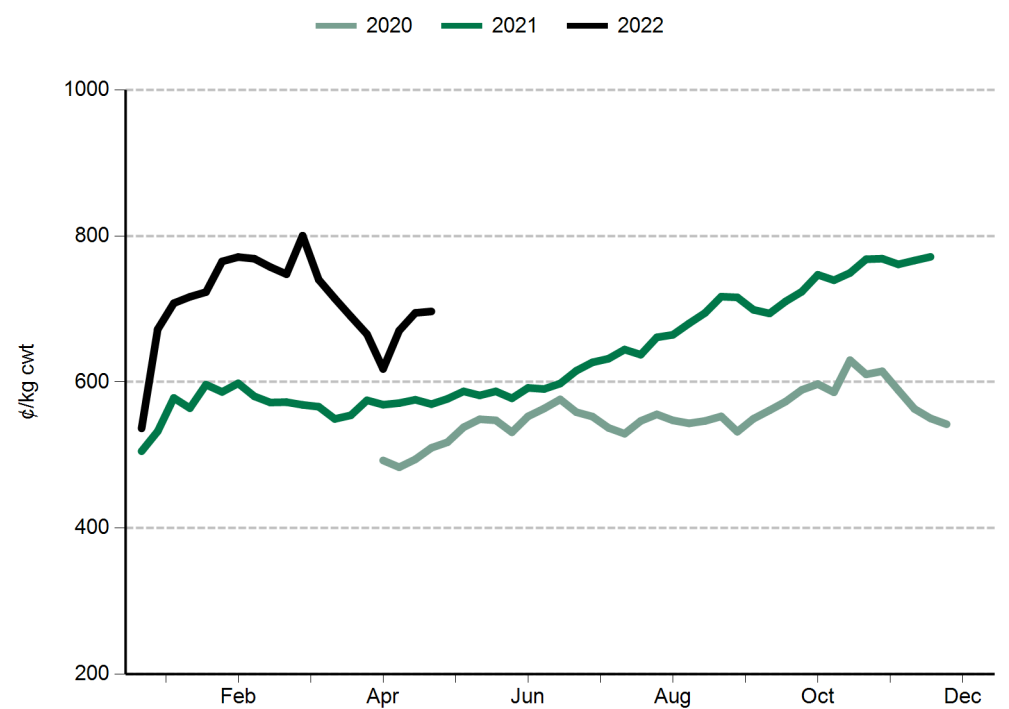
Feeder steer



Heavy steer



Medium cow



Sheep and lamb prices

Eastern States Trade Lamb Indicator (¢/kg cwt)	10 May 2022	11 May 2021
ESTLI	790	810

National saleyard sheep and lamb indicators (¢/kg cwt)		10 May 2022	11 May 2021
Merino lamb	16-22kg	706	764
Restocker/feeder lamb	0-18kg	795	882
Light lamb	12-18kg	759	811
Trade lamb	18-22kg	784	801
Heavy lamb	22+kg	757	784
Mutton	18-24kg	571	633

National OTH sheep and lamb indicators (¢/kg cwt)		14 May 2021
Medium trade lamb	18-20kg	767
Heavy trade lamb	20-22kg	767
Heavy lamb	22-24kg	765
Mutton	18-24kg	635

State saleyard sheep and lamb indicators (¢/kg cwt)		Victoria		NSW		SA		WA		Tasmania	
		10 May 2022	11 May 2021	10 May 2022	11 May 2021	10 May 2022	11 May 2021	10 May 2022	11 May 2021	10 May 2022	11 May 2021
Merino lamb	16-22kg	709	798	710	759	719	719	598	723	nq	nq
Restocker/feeder lamb	0-18kg	792	904	856	913	779	857	536	635	619	911
Light lamb	12-18kg	731	842	805	832	809	837	567	671	nq	840
Trade lamb	18-22kg	784	813	795	818	729	753	665	720	nq	771
Heavy lamb	22+kg	744	800	777	783	748	745	677	759	718	710
Mutton	18-24kg	622	660	581	656	524	595	450	566	603	641

Over-the-hooks sheep and lamb indicators (¢/kg cwt)		Victoria	NSW	SA	WA	Tasmania
		14 May 2021	14 May 2021	14 May 2021	14 May 2021	14 May 2021
Medium trade lamb	18-20kg	769	753	793	752	nq
Heavy trade lamb	20-22kg	769	753	793	752	nq
Heavy lamb	22-24kg	761	753	793	752	nq
Mutton	18-24kg	648	668	620	603	nq

Live export price quotes (A\$/head)		3 May 2022	11 May 2021
Live wether	Muchea	nq	145

Glossary:

cwt – carcase weight

lwt – live weight

OTH – over-the-hooks. Refers to the marketing of cattle/sheep/lambs directly from the farm to an abattoir where a producer is paid for the value of the carcase based on a sliding grid.

CIF – Cost, insurance, freight. The quoted price for the goods including freight and insurance costs delivered to final destination.

C&F – Cost and freight. Refers to the quoted price for the goods, including freight to the delivery point, but not insurance.

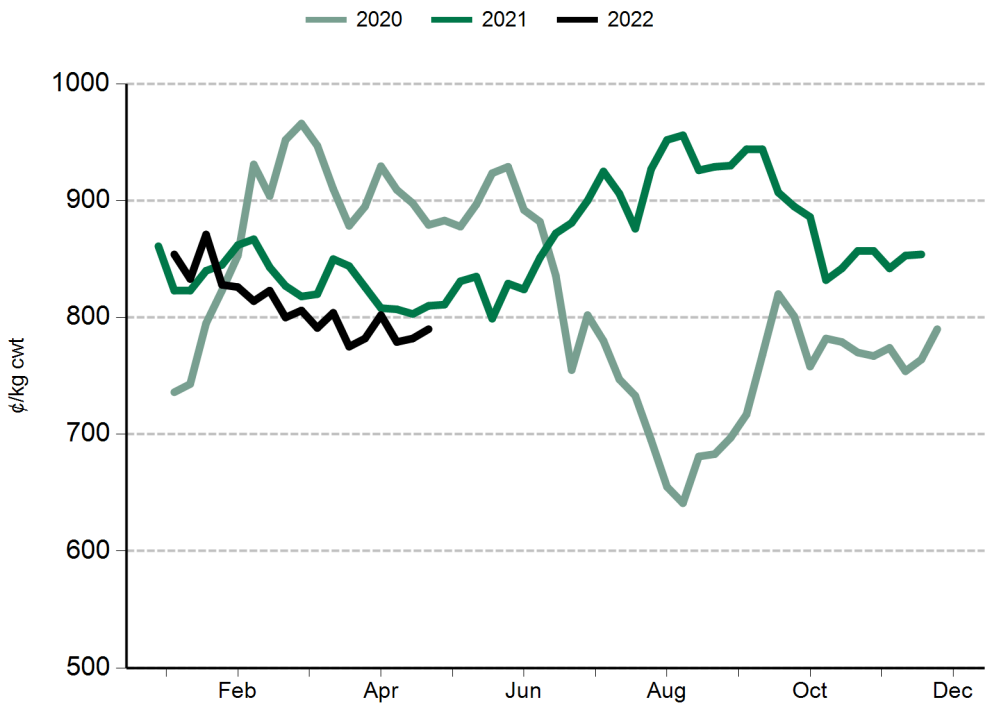
FAS – Free alongside ship. Refers to export price quotes where the seller is obliged to pay warehouse services, packing, inland freight and port charges, but not placement of goods onto the ship. The buyer is obliged to pay overseas freight, charges in foreign port, customs duties, quarantine and delivery to final destination. (See also 'FOB').

EYCI – Eastern Young Cattle Indicator. A seven day rolling average from 24 saleyards across NSW, Victoria and Queensland. It includes vealer and yearling heifers and steers, grade score C2 or C3, with live weight from 200kg.

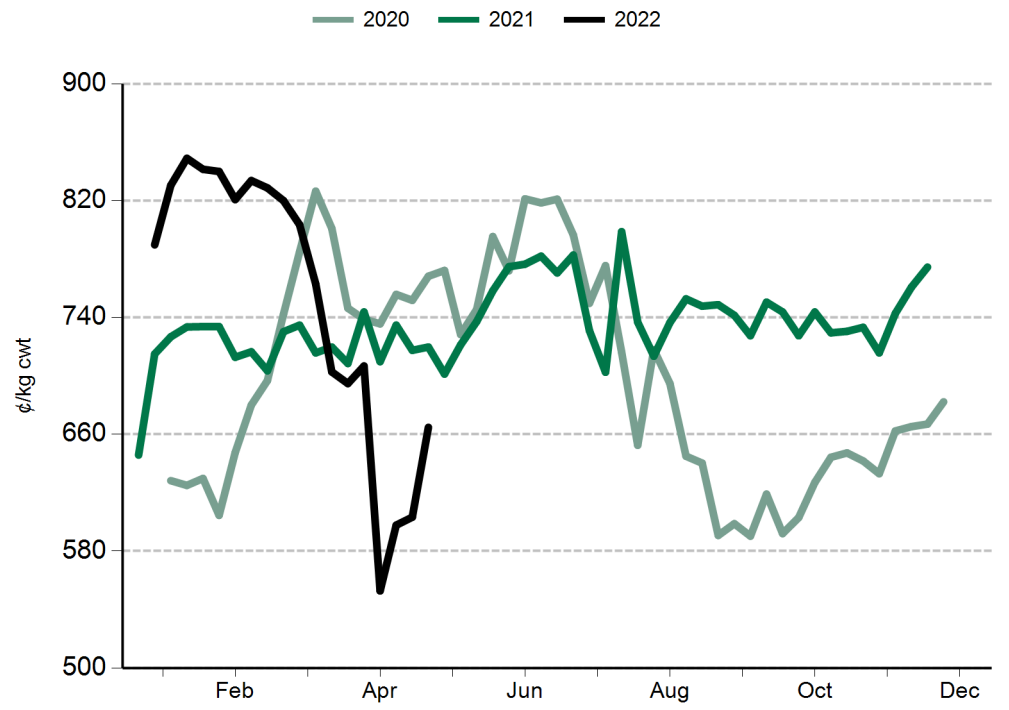
WYCI – Western Young Cattle Indicator. A benchmark of the value of young cattle in WA saleyards. It includes vealer and yearling heifers and steers, grade score C2 or C3, 180kg+ live weight.

All data is collected by MLA's NLRS, unless specified otherwise.

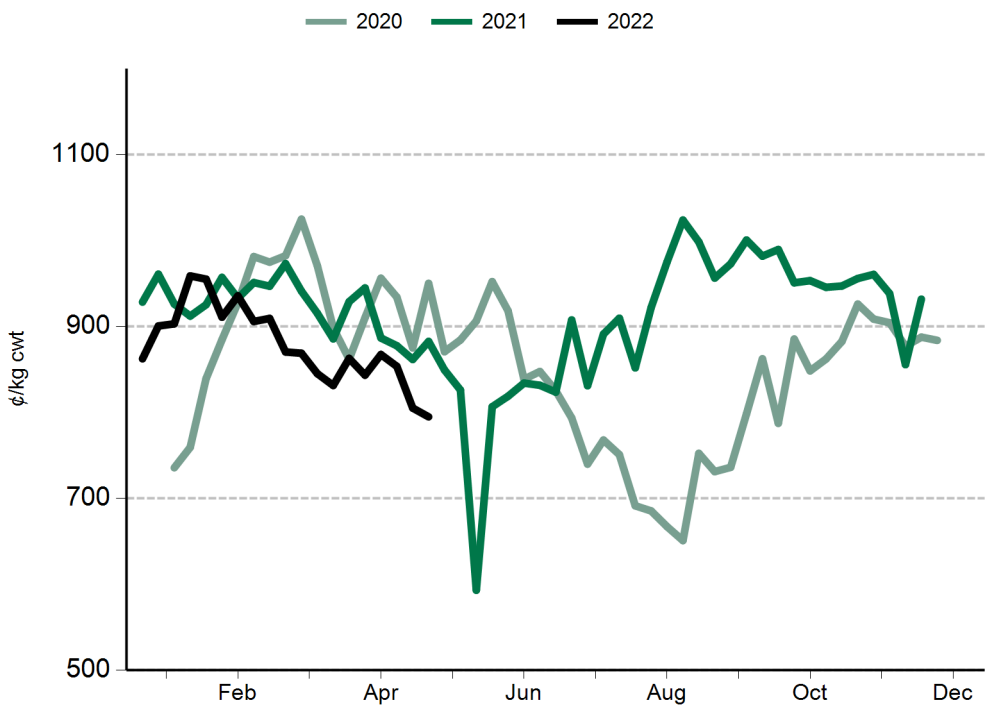
Eastern States Trade Lamb Indicator (ESTLI)



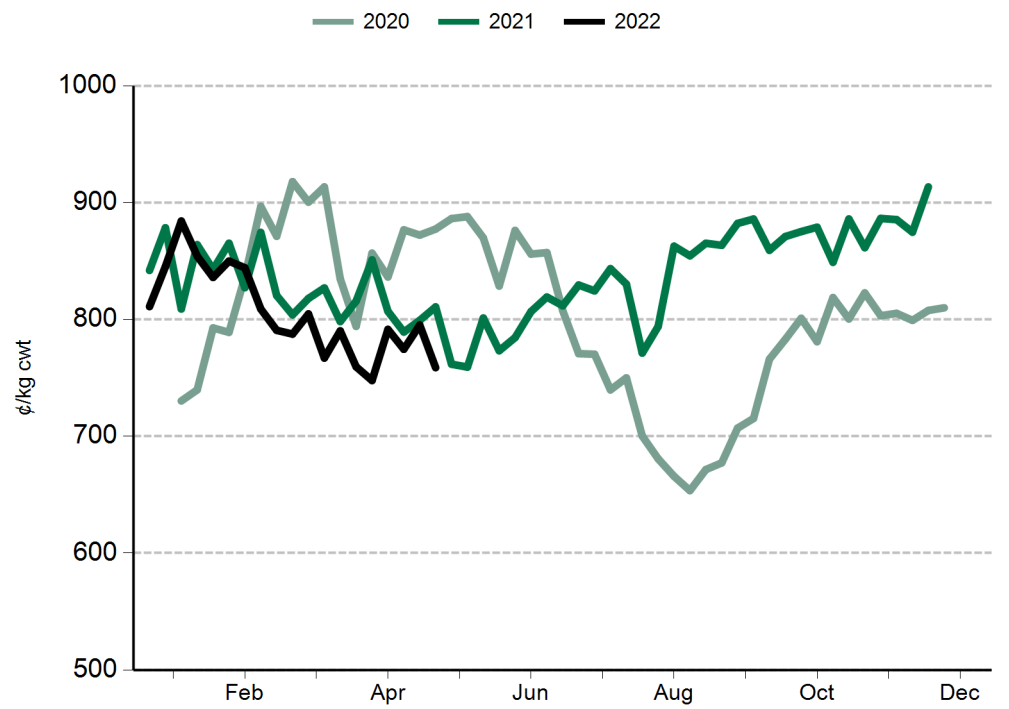
Western Trade Lamb Indicator (WTLI)



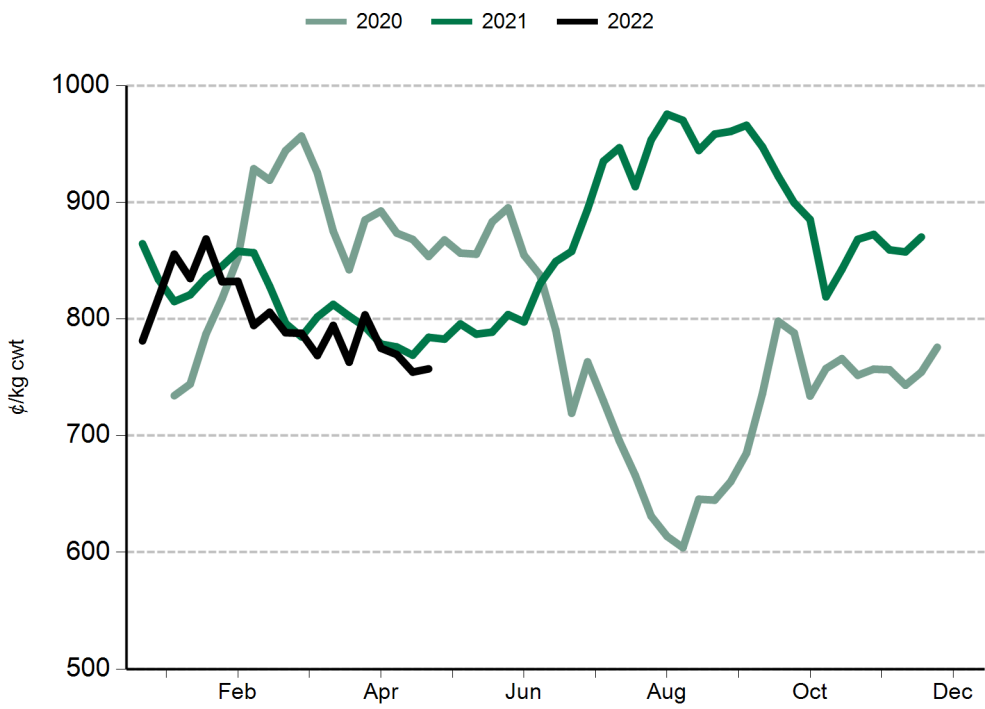
Restocker lamb



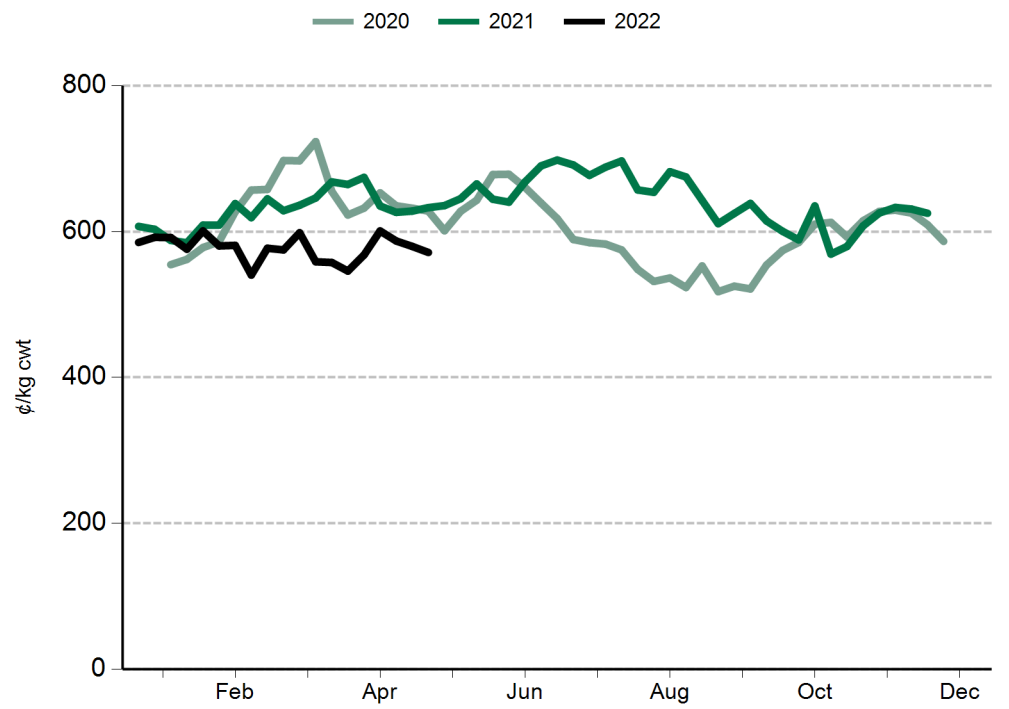
Light lamb



Heavy lamb



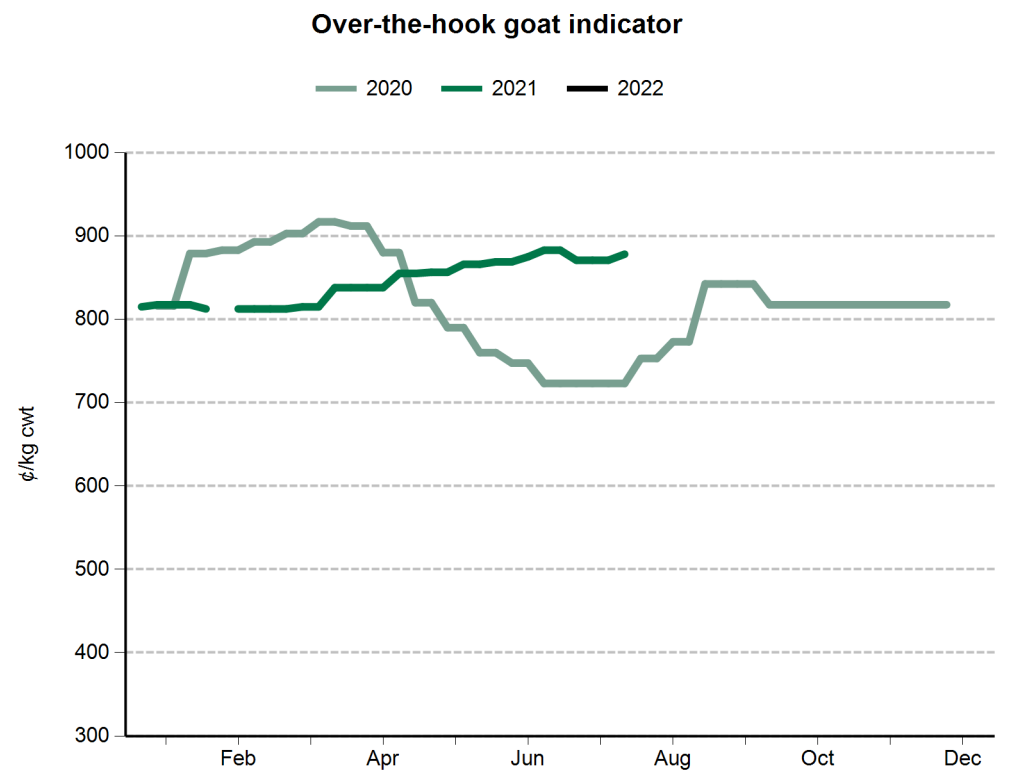
Mutton



General statistics

Over-the-hooks goat indicators (A¢/kg cwt)	14 May 2021
8.1-10kg	874
10.1-12kg	857
12.1-16kg	857
16.1-20kg	850
20.1kg+	819

Skin indicators - Lambs



Grain prices - Darling Downs (A\$/tonne)	6 May 2022	29 Apr 2022	7 May 2021
Wheat	395	410	323
Barley	395	385	290
Sorghum	346	342	310
Grain prices - Riverina (A\$/tonne)			
Wheat	nq	nq	304
Barley	375	365	238

Source: Profarmer Australia

PLEASE NOTE

MLA no longer reports on fodder prices, tallow prices or the EMI on a weekly basis.

These can be accessed separately through these links:

- [Fodder prices \(Dairy Australia\)](#)
- [Tallow prices \(MLA monthly co-product report\)](#)
- [EMI \(AWEX\)](#)

US imported beef prices (CIF)		29 Apr 2022	7 May 2021
Bull 95CL	US¢/lb	314.5	277.5
	A¢/kg	975.2	785.7
Cow 90CL	US¢/lb	290.5	257.5
	A¢/kg	900.7	729.1
CC/CF 85CL	US¢/lb	270.5	239.5
	A¢/kg	838.7	678.1
Shank 90CL	US¢/lb	280.0	260.0
	A¢/kg	868.2	736.1
Trim 85CL	US¢/lb	nq	238.5
	A¢/kg	nq	675.3
Trim 80CL	US¢/lb	270.0	215.0
	A¢/kg	837.2	608.7
Trim 75CL	US¢/lb	nq	175.0
	A¢/kg	nq	495.5
Trim 65CL	US¢/lb	nq	nq
	A¢/kg	nq	nq
Outside flats	US¢/lb	nq	nq
	A¢/kg	nq	nq
Knuckles	US¢/lb	310.0	302.5
	A¢/kg	961.2	856.5
Inside cap off	US¢/lb	362.5	352.5
	A¢/kg	1124.0	998.0

Source: Steiner Consulting Group

