

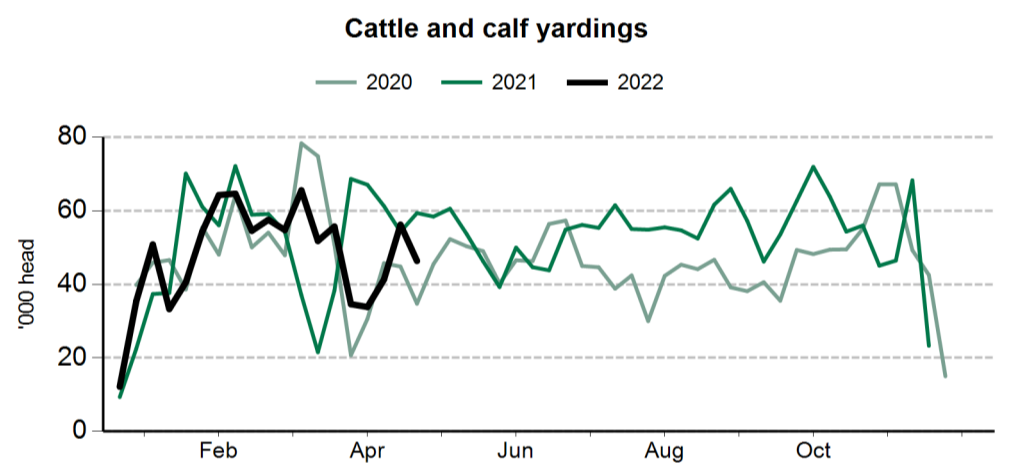
The following weekly statistical summary includes the following information:

- **Livestock movements**.....pages 1-2
 - Cattle yardings
 - Sheep yardings
 - Cattle slaughter
 - Sheep, lamb and goat slaughter
- **Cattle price indicators**.....pages 3-4
 - Saleyards indicators
 - Over-the-hook indicators
 - Live export indicators
- **Sheep and lamb indicators**.....pages 5-6
 - Saleyards indicators
 - Over-the-hook indicators
 - Live export indicators
- **General statistics**.....page 7
 - Over-the-hook goat indicators
 - Skin price indicators
 - Weekly US imported beef indicators

Cattle movements

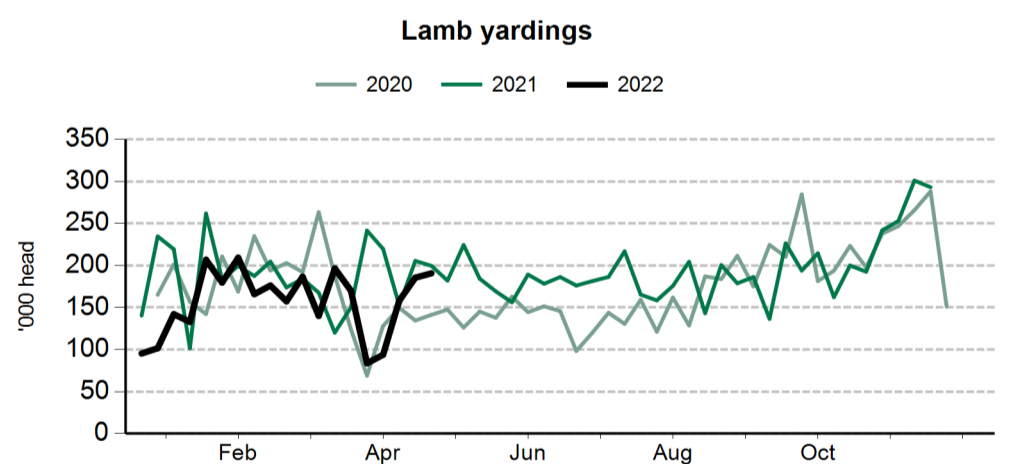
Cattle saleyard throughput		13 May 2022	6 May 2022	14 May 2021
Queensland	Cattle	nq	9,096	20,812
NSW	Cattle	7,185	14,737	14,483
Victoria	Cattle	4,444	7,473	8,139
SA	Cattle	782	1,429	1,390
WA	Cattle	889	1,476	1,972
Tasmania	Cattle	163	60	110

Cattle slaughter		6 May 2022	14 May 2021
Queensland	Cattle	39,379	56,050
	Calves	40	59
NSW	Cattle	25,612	31,106
	Calves	22	1,141
Victoria	Cattle	12,088	13,500
	Calves	3,573	4,252
SA	Cattle	3,285	2,626
	Calves	15	2
Tasmania	Cattle	4,410	4,395
	Calves	113	134

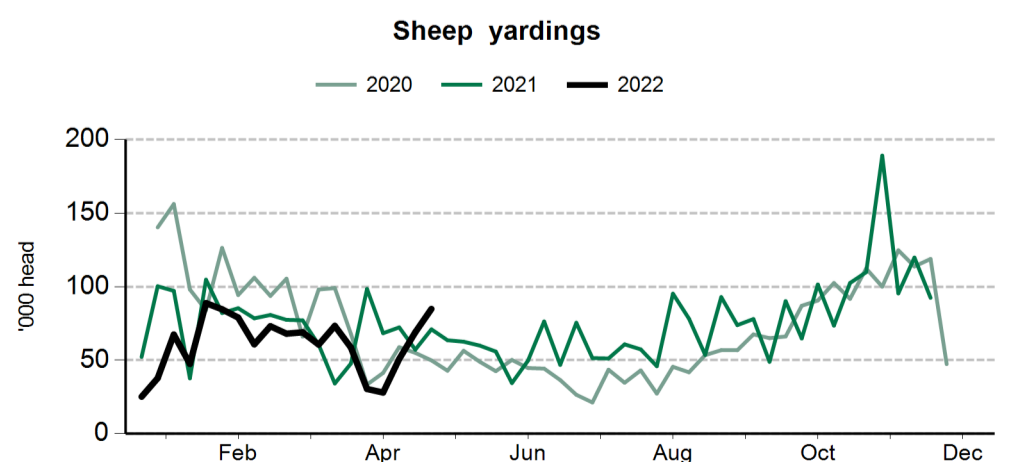


Smallstock movements

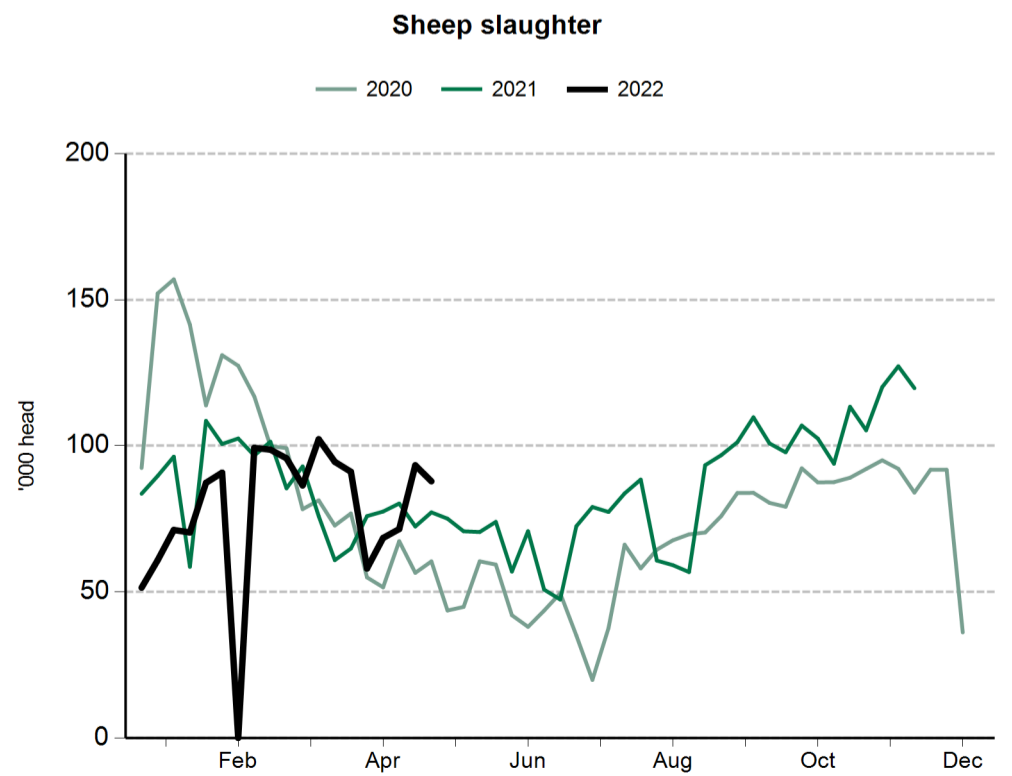
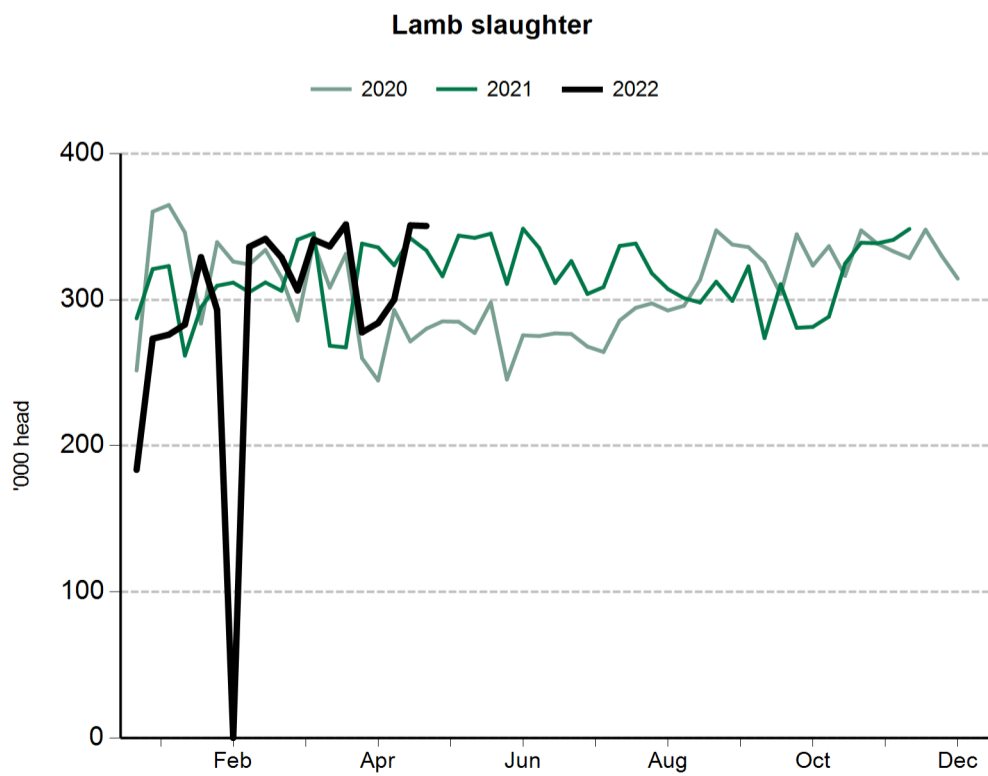
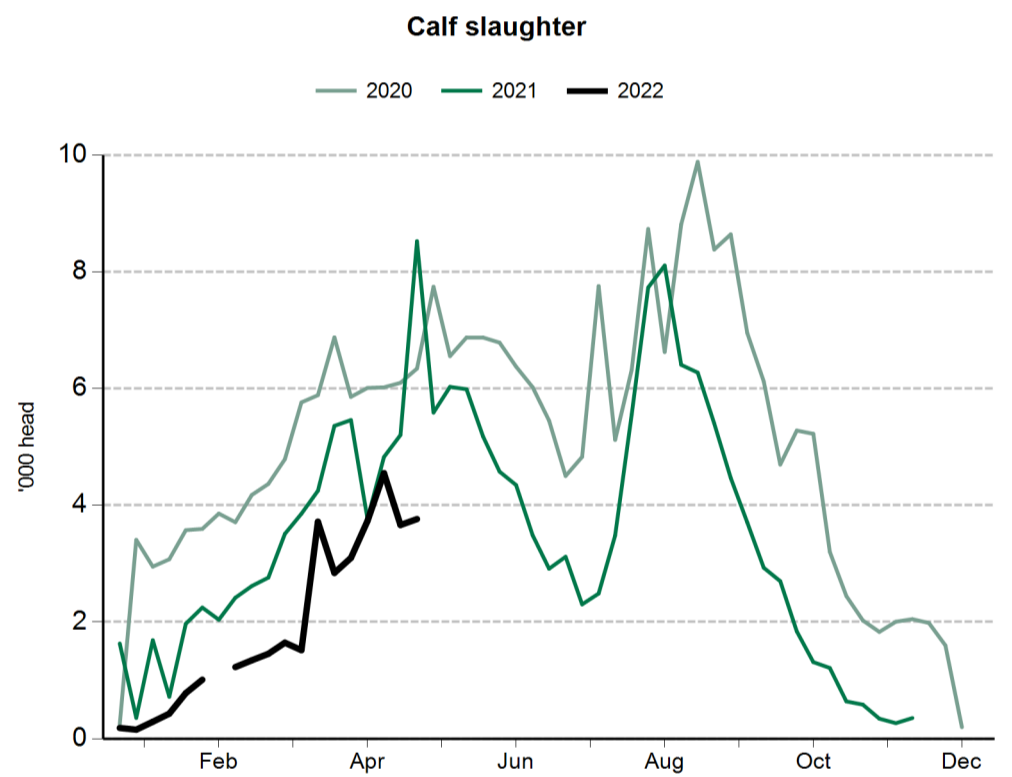
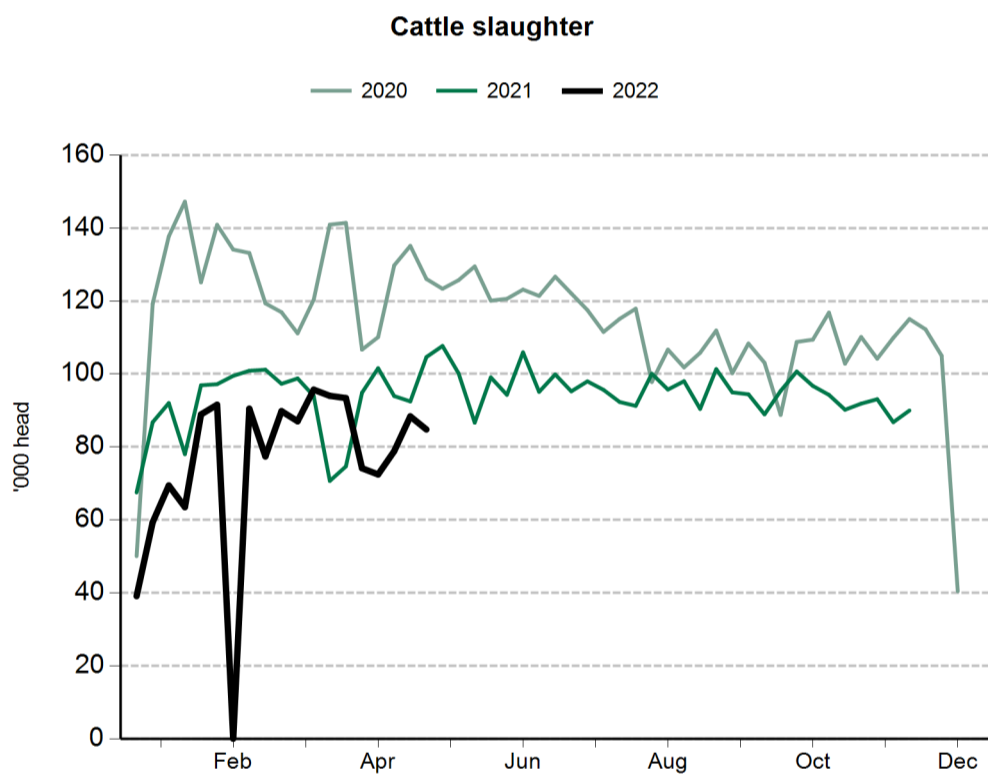
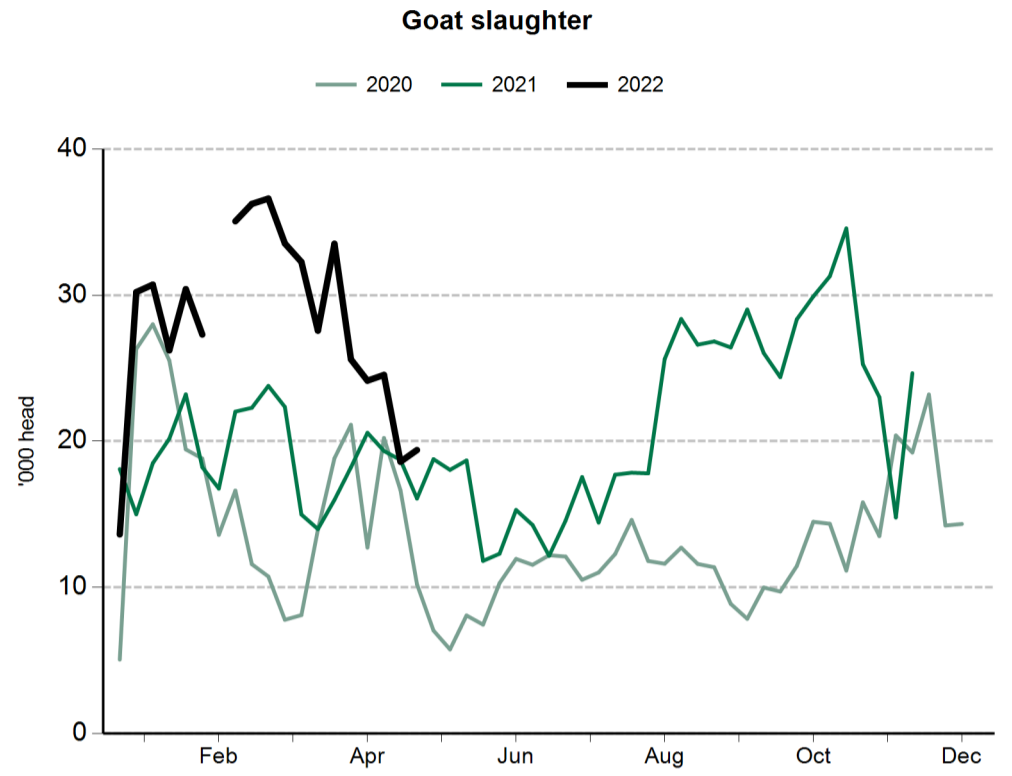
Sheep and lamb saleyard throughput		13 May 2022	6 May 2022	14 May 2021
NSW	Lambs	31,060	102,134	94,721
	Sheep	9,290	39,549	25,181
Victoria	Lambs	46,913	58,683	59,618
	Sheep	7,424	33,160	19,799
SA	Lambs	10,887	10,665	7,579
	Sheep	2,892	1,706	9,030
WA	Lambs	4,305	17,263	16,443
	Sheep	1,548	9,825	8,039
Tasmania	Lambs	1,426	1,433	2,262
	Sheep	696	419	1,215



Sheep and lamb slaughter		6 May 2022	14 May 2021
Queensland	Lambs	108	1,523
	Sheep	117	1,945
NSW	Lambs	111,627	112,915
	Sheep	39,293	36,459
Victoria	Lambs	183,609	169,423
	Sheep	36,318	32,672
SA	Lambs	48,943	26,663
	Sheep	10,141	3,392
Tasmania	Lambs	6,156	5,525
	Sheep	1,947	566



Goat slaughter		6 May 2022	14 May 2021
Queensland	Goats	9,716	8,807
NSW	Goats	1,295	2,859
Victoria	Goats	6,212	6,182
SA	Goats	2,169	919
Tasmania	Goats	nq	nq



Cattle prices

National saleyard indicators	Live weight	Muscle/Fat	Unit	17 May 2022	18 May 2021
Restocker Steer	200-280kg	C2	¢/kg lwt	645	536
Feeder Steer	330-400kg	C2	¢/kg lwt	574	449
Vealer Steer	280-330kg	C2	¢/kg lwt	635	513
			¢/kg cwt	1197	970
Trade Steer	330-400kg	C3	¢/kg lwt	551	455
			¢/kg cwt	1038	842
Medium Steer	400-500kg	C3	¢/kg lwt	466	399
			¢/kg cwt	876	740
Heavy Steer	500-600kg	C4	¢/kg lwt	441	384
			¢/kg cwt	804	702
Medium Cow	400-520kg	D3	¢/kg lwt	339	287
			¢/kg cwt	692	577
Eastern Young Cattle Indicator (EYCI)			¢/kg cwt	1100.00	890

Eastern states OTH indicators	Carcase weight	Muscle	Unit	21 May 2021
Trade steer	240-260kg	A-C	¢/kg cwt	642
Medium steer	260-280kg	A-C	¢/kg cwt	651
Heavy steer	300-400kg	A-C	¢/kg cwt	661
Medium cow	260-280kg	A-E	¢/kg cwt	556
MSA trade steer	240-260kg	A-C	¢/kg cwt	663

Feeder cattle indicators - paddock sales		Unit
Domestic		
Steers 280-350kg		¢/kg lwt
Heifers 280-350kg		¢/kg lwt
Export		
Shortfed 100-120 DOF		¢/kg lwt
Mediumfed 120-220 DOF		¢/kg lwt
Longfed 220+ DOF		¢/kg lwt

State saleyard indicators				Queensland		NSW		Victoria		SA		Tasmania
Category	Live weight	Muscle/Fat	Unit	17 May 2022	18 May 2021	17 May 2022	18 May 2021	17 May 2022	18 May 2021	17 May 2022	18 May 2021	18 May 2021
Restocker Steer	200-280kg	C2	¢/kg lwt	660	537	623	521	nq	nq	612	nq	nq
Feeder Steer	330-400kg	C2	¢/kg lwt	594	439	569	460	512	427	nq	457	nq
Vealer Steer	280-330kg	C2	¢/kg lwt	602	441	641	522	579	462	595	nq	nq
			¢/kg cwt	1158	842	1203	985	1069	848	1179	nq	nq
Trade Steer	330-400kg	C3	¢/kg lwt	500	nq	554	452	578	493	564	455	nq
			¢/kg cwt	909	nq	1020	817	1090	880	1127	881	nq
Medium Steer	400-500kg	C3	¢/kg lwt	404	396	484	402	513	408	nq	425	nq
			¢/kg cwt	746	730	906	748	970	768	nq	818	nq
Heavy Steer	500-600kg	C4	¢/kg lwt	411	360	439	396	456	406	nq	nq	nq
			¢/kg cwt	747	666	798	713	845	756	nq	nq	nq
Medium Cow	400-520kg	D3	¢/kg lwt	336	284	346	295	359	313	nq	nq	256
			¢/kg cwt	686	578	717	601	706	625	nq	nq	512

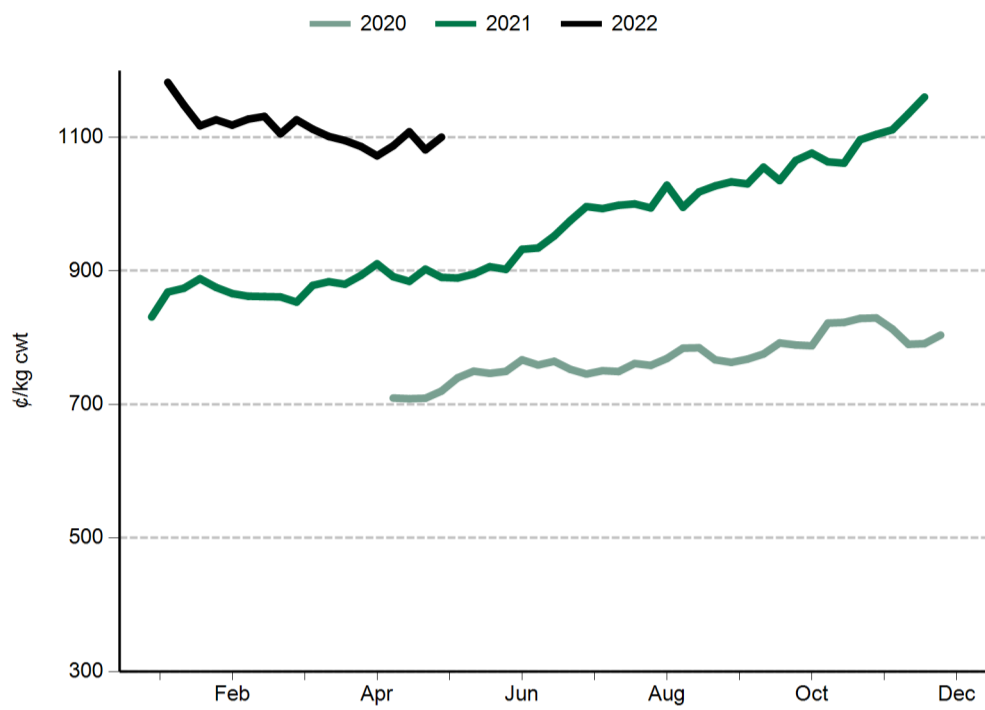
State over-the-hooks indicators				Queensland	NSW	Victoria	SA	Tasmania
Category	Carcase weight	Muscle	Unit	21 May 2021	21 May 2021	21 May 2021	21 May 2021	21 May 2021
Trade steer	240-260kg	A-C	¢/kg cwt	666	668	683	nq	551
Medium steer	260-280kg	A-C	¢/kg cwt	658	668	684	nq	595
Heavy steer	300-400kg	A-C	¢/kg cwt	669	679	690	nq	605
Medium cow	260-280kg	A-E	¢/kg cwt	565	562	536	599	520
MSA trade steer	240-260kg	A-C	¢/kg cwt	670	673	nq	645	nq

WA saleyard indicators	Unit	17 May 2022	18 May 2021
WYCI	¢/kg cwt	1093	952
Medium Steer	¢/kg lwt	356	412
Medium Cow	¢/kg lwt	280	286

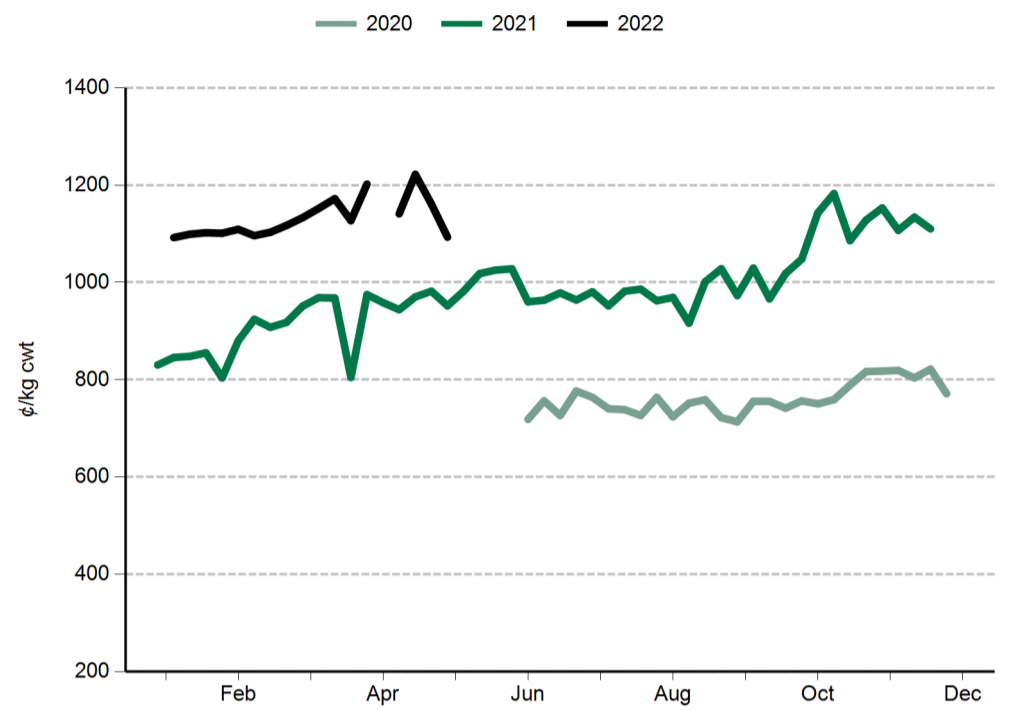
WA over-the-hooks indicators	Unit
Grassfed yearling	¢/kg cwt
Grainfed yearling	¢/kg cwt
MSA yearling	¢/kg cwt

Live Export Price Quotes			Unit	6 May 2022	14 May 2021
Light Steer	260 - 360 kg	Townsville	¢/kg lwt	nq	400
	260 - 360 kg	Darwin	¢/kg lwt	480	nq
Light Heifer	260 - 360 kg	Townsville	¢/kg lwt	nq	375
	260 - 360 kg	Darwin	¢/kg lwt	460	nq

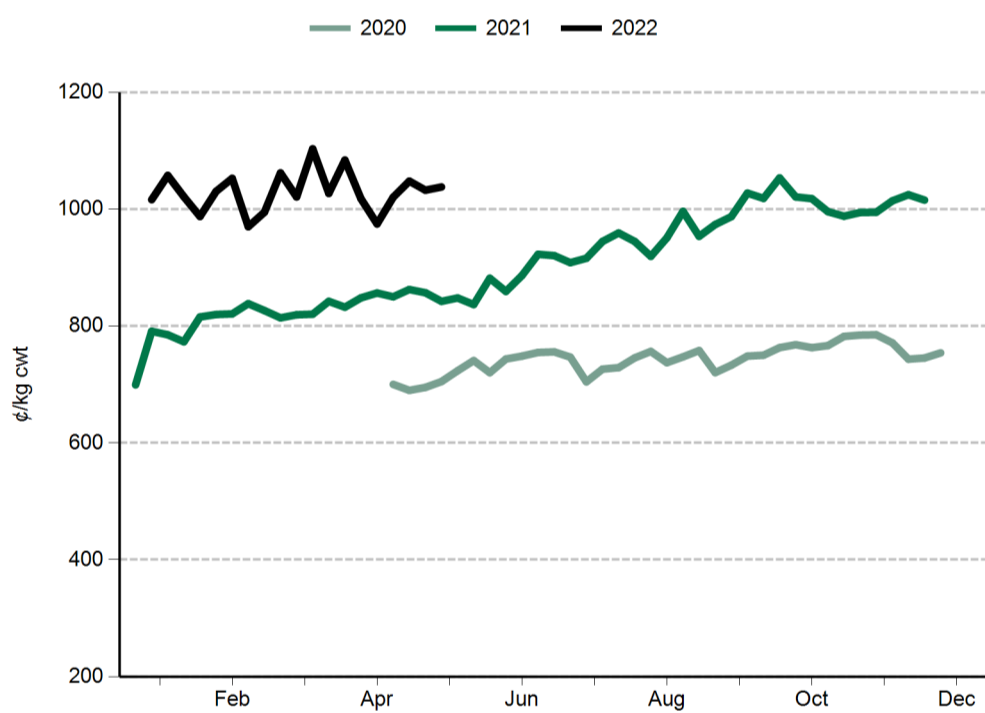
Eastern Young Cattle Indicator (EYCI)



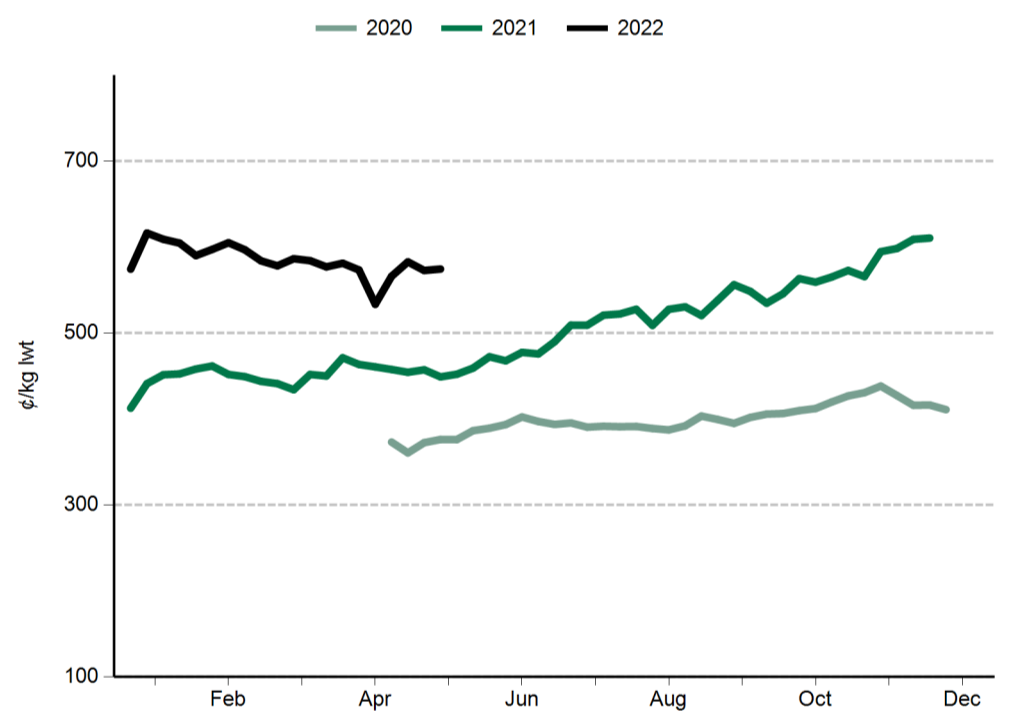
Western Young Cattle Indicator (WYCI)



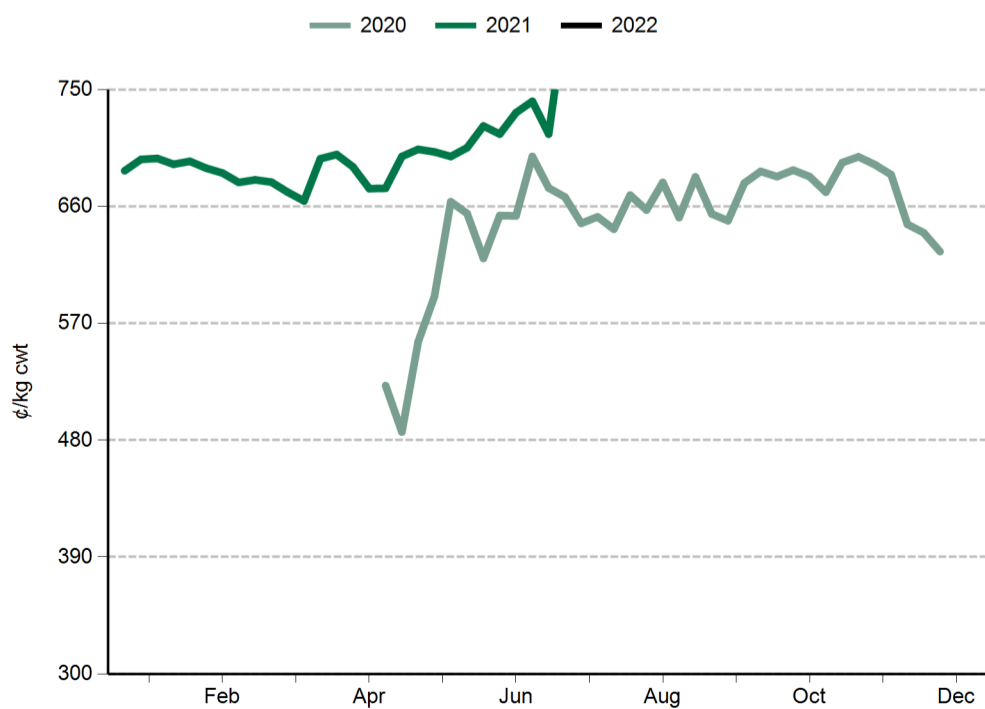
Trade steer



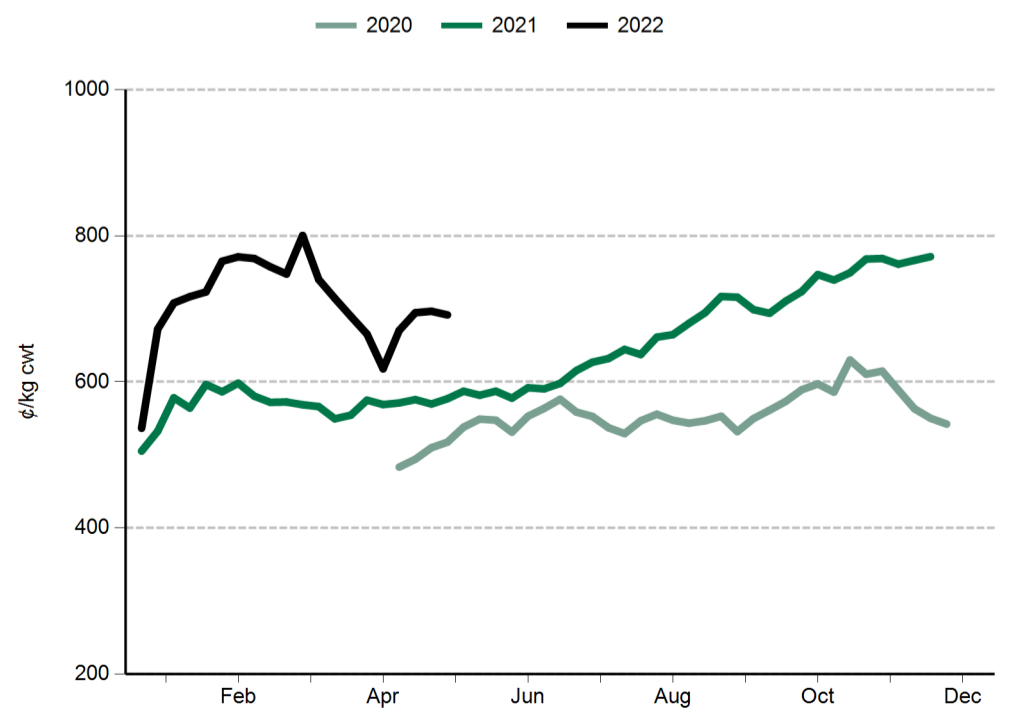
Feeder steer



Heavy steer



Medium cow



Sheep and lamb prices

Eastern States Trade Lamb Indicator (¢/kg cwt)	17 May 2022	18 May 2021
ESTLI	775	811

National saleyard sheep and lamb indicators (¢/kg cwt)		17 May 2022	18 May 2021
Merino lamb	16-22kg	716	742
Restocker/feeder lamb	0-18kg	814	849
Light lamb	12-18kg	785	762
Trade lamb	18-22kg	764	800
Heavy lamb	22+kg	775	783
Mutton	18-24kg	581	636

National OTH sheep and lamb indicators (¢/kg cwt)		21 May 2021
Medium trade lamb	18-20kg	763
Heavy trade lamb	20-22kg	763
Heavy lamb	22-24kg	762
Mutton	18-24kg	639

State saleyard sheep and lamb indicators (¢/kg cwt)		Victoria		NSW		SA		WA		Tasmania	
		17 May 2022	18 May 2021	17 May 2022	18 May 2021	17 May 2022	18 May 2021	17 May 2022	18 May 2021	17 May 2022	18 May 2021
Merino lamb	16-22kg	677	759	778	730	725	765	499	662	nq	nq
Restocker/feeder lamb	0-18kg	821	838	884	926	880	906	449	619	625	914
Light lamb	12-18kg	757	785	833	817	852	845	500	631	nq	797
Trade lamb	18-22kg	754	814	803	820	742	761	533	701	nq	808
Heavy lamb	22+kg	758	795	801	782	734	756	644	735	732	740
Mutton	18-24kg	651	665	608	653	500	636	306	553	660	626

Over-the-hooks sheep and lamb indicators (¢/kg cwt)		Victoria	NSW	SA	WA	Tasmania
		21 May 2021	21 May 2021	21 May 2021	21 May 2021	21 May 2021
Medium trade lamb	18-20kg	768	736	790	760	nq
Heavy trade lamb	20-22kg	768	736	790	760	nq
Heavy lamb	22-24kg	760	736	790	760	nq
Mutton	18-24kg	648	673	630	603	nq

Live export price quotes (A\$/head)		10 May 2022	18 May 2021
Live wether	Muchea	nq	nq

Glossary:

cwt – carcase weight

lwt – live weight

OTH – over-the-hooks. Refers to the marketing of cattle/sheep/lambs directly from the farm to an abattoir where a producer is paid for the value of the carcase based on a sliding grid.

CIF – Cost, insurance, freight. The quoted price for the goods including freight and insurance costs delivered to final destination.

C&F – Cost and freight. Refers to the quoted price for the goods, including freight to the delivery point, but not insurance.

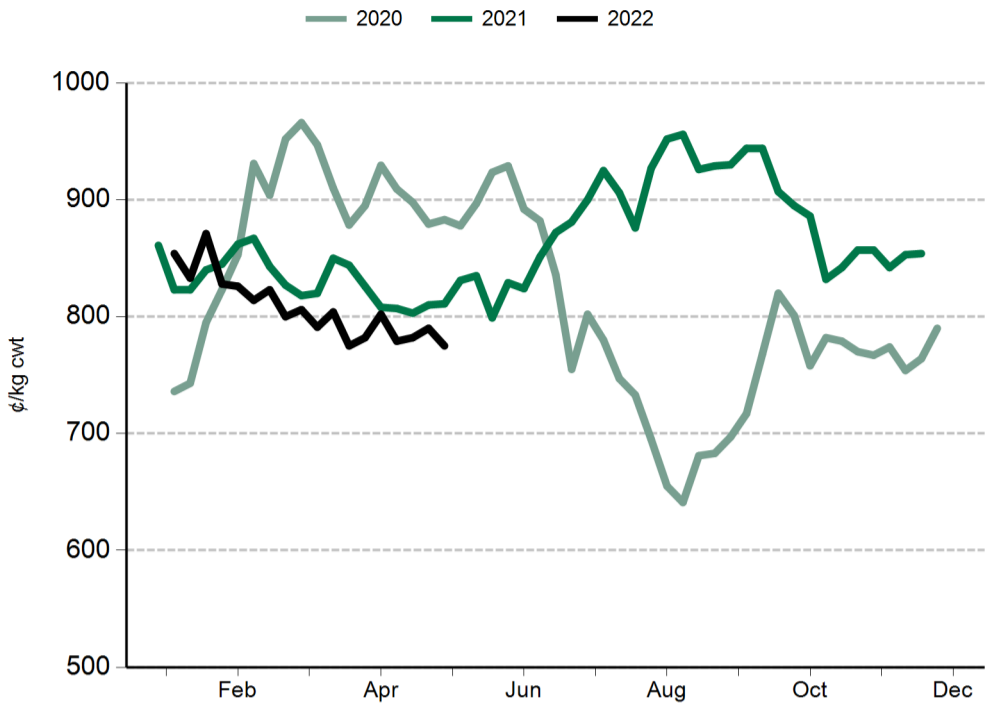
FAS – Free alongside ship. Refers to export price quotes where the seller is obliged to pay warehouse services, packing, inland freight and port charges, but not placement of goods onto the ship. The buyer is obliged to pay overseas freight, charges in foreign port, customs duties, quarantine and delivery to final destination. (See also 'FOB').

EYCI – Eastern Young Cattle Indicator. A seven day rolling average from 24 saleyards across NSW, Victoria and Queensland. It includes vealer and yearling heifers and steers, grade score C2 or C3, with live weight from 200kg.

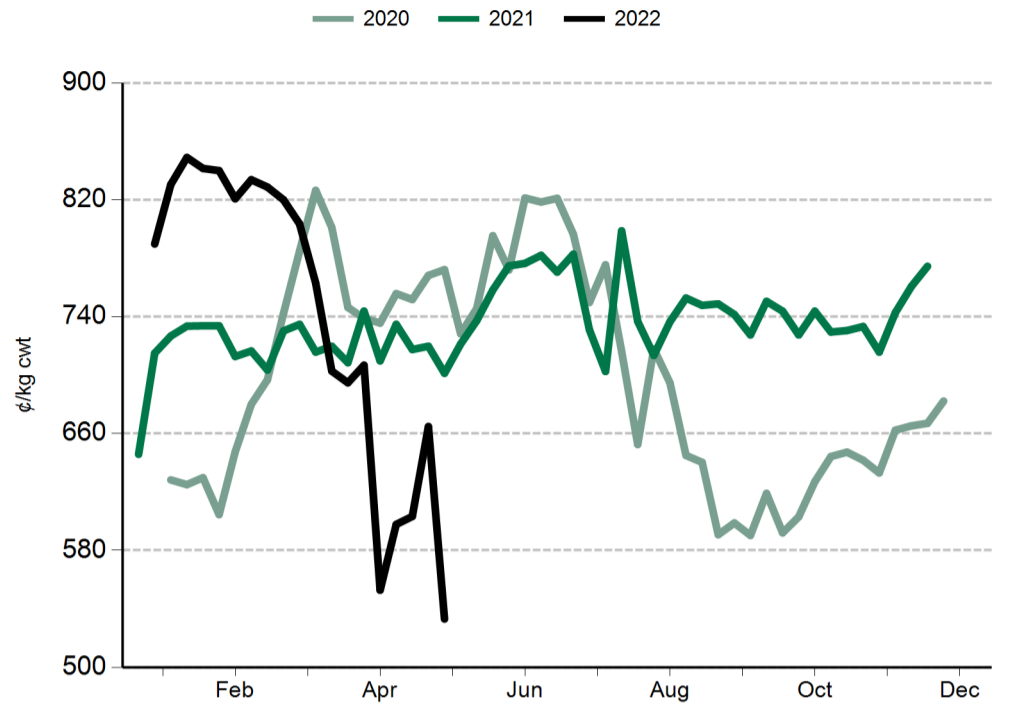
WYCI – Western Young Cattle Indicator. A benchmark of the value of young cattle in WA saleyards. It includes vealer and yearling heifers and steers, grade score C2 or C3, 180kg+ live weight.

All data is collected by MLA's NLRS, unless specified otherwise.

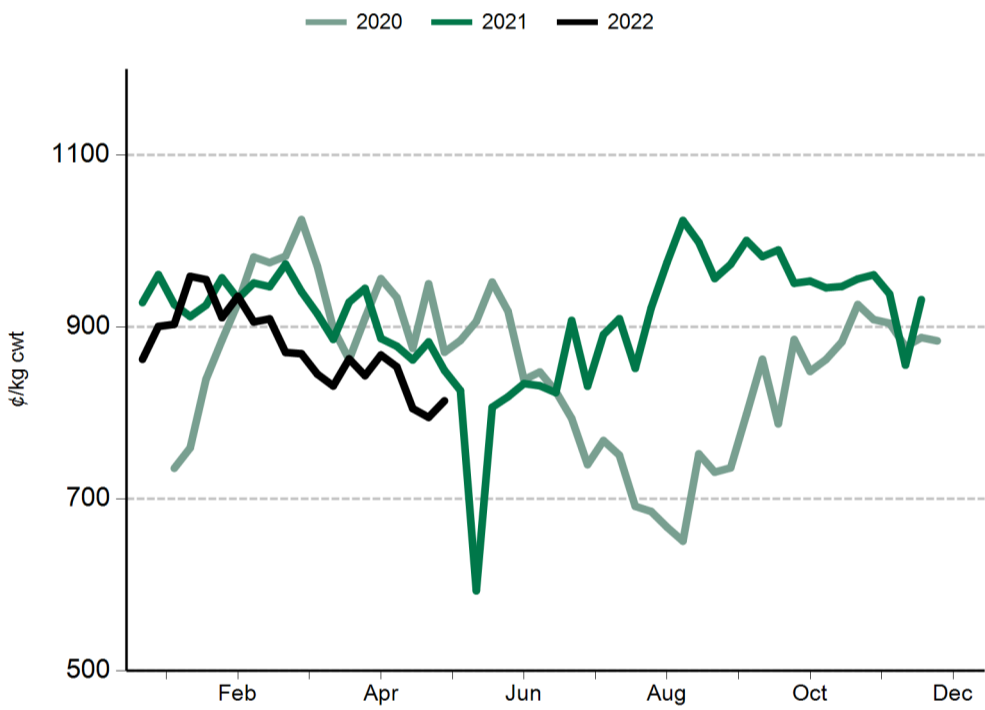
Eastern States Trade Lamb Indicator (ESTLI)



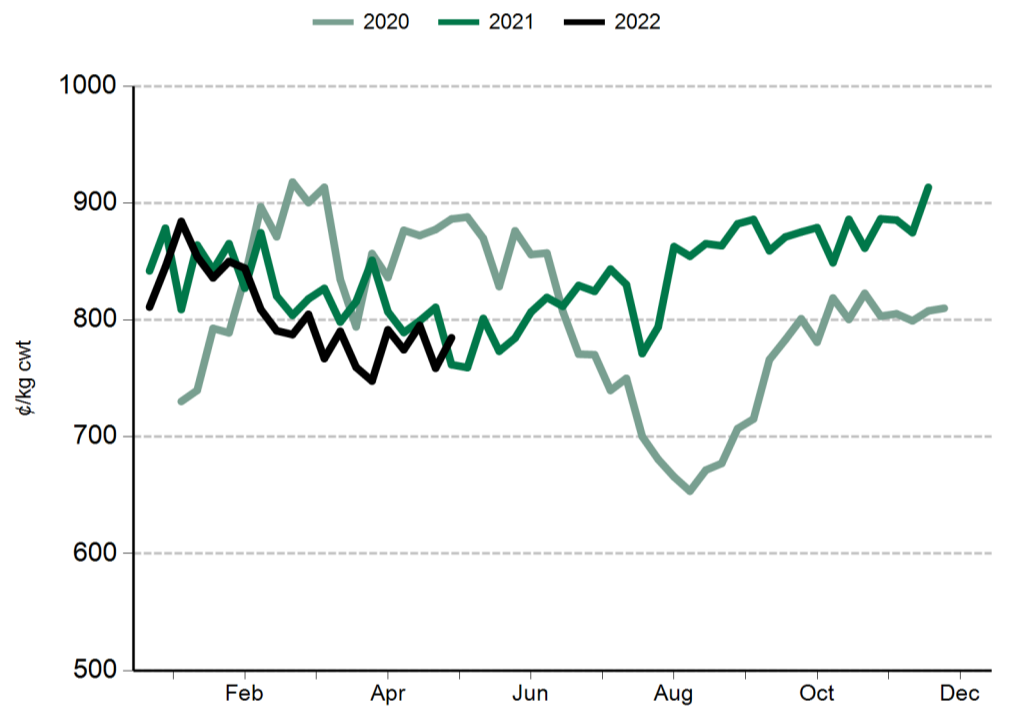
Western Trade Lamb Indicator (WTLI)



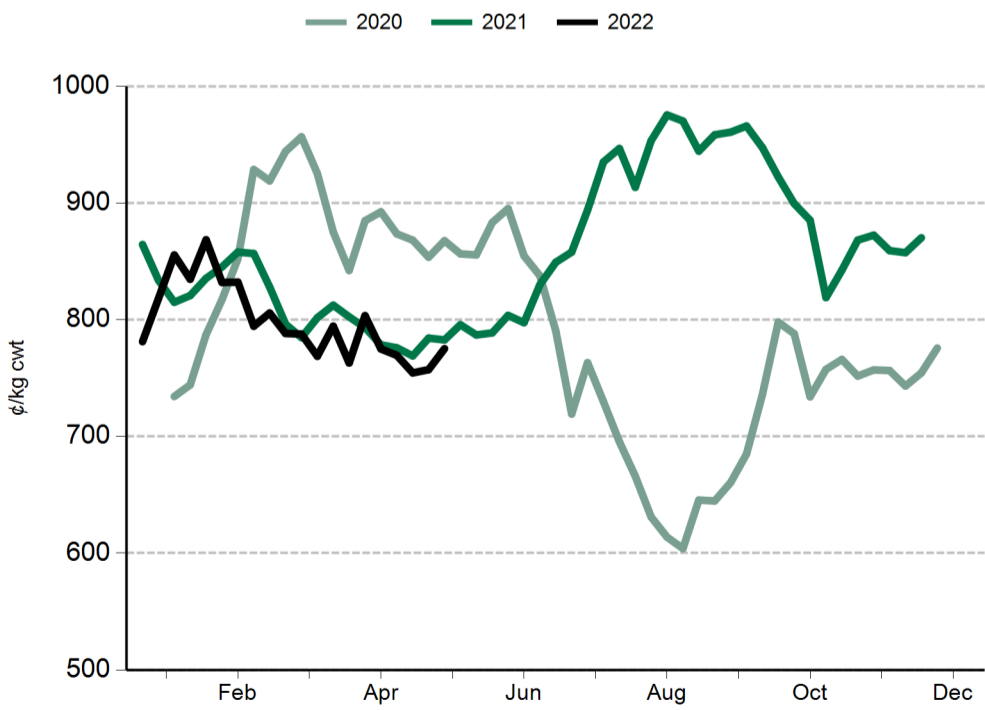
Restocker lamb



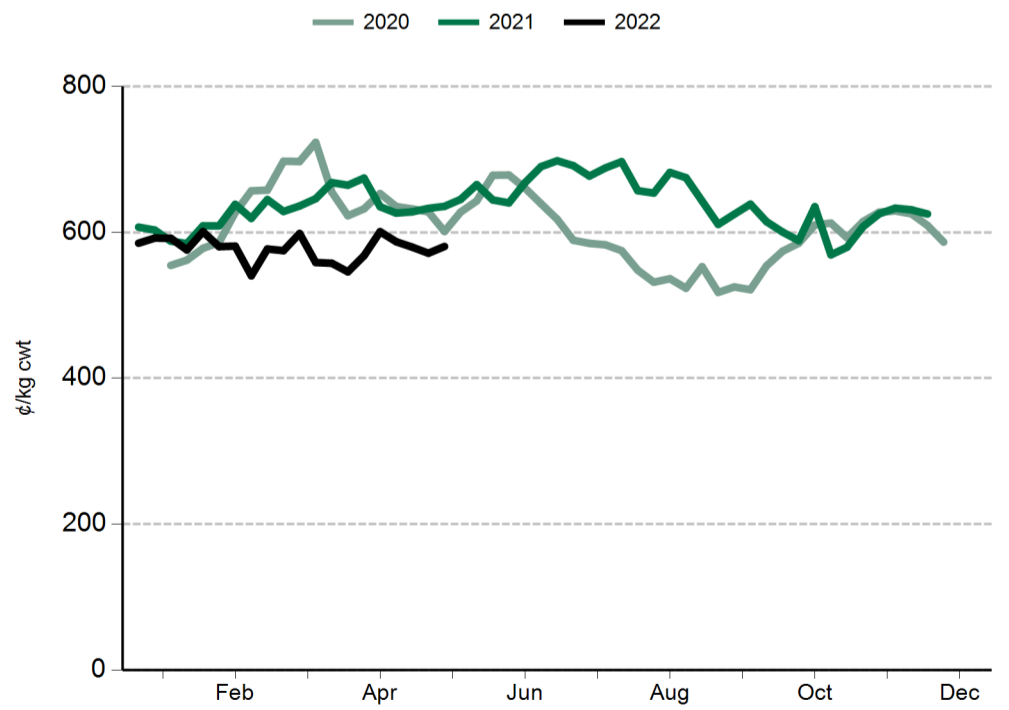
Light lamb



Heavy lamb



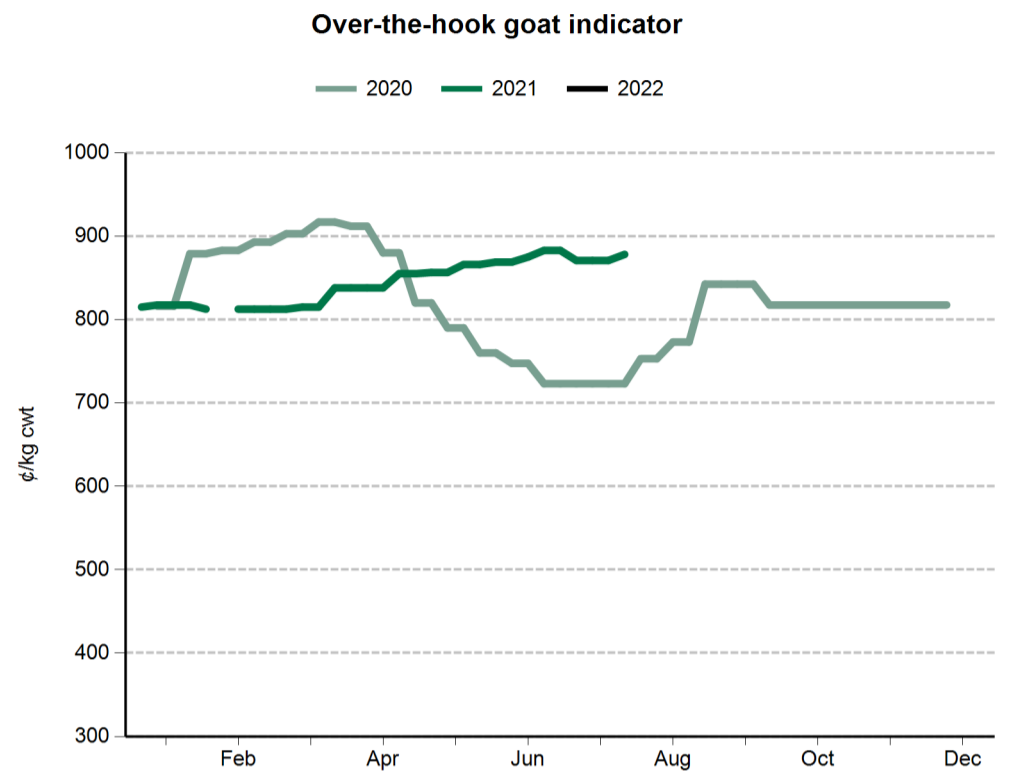
Mutton



General statistics

Over-the-hooks goat indicators (A¢/kg cwt)	21 May 2021
8.1-10kg	884
10.1-12kg	866
12.1-16kg	866
16.1-20kg	860
20.1kg+	829

Skin indicators - Lambs



Grain prices - Darling Downs (A\$/tonne)	13 May 2022	6 May 2022	14 May 2021
Wheat	425	395	323
Barley	435	395	290
Sorghum	365	346	310
Grain prices - Riverina (A\$/tonne)			
Wheat	nq	nq	302
Barley	410	375	243

Source: Profarmer Australia

PLEASE NOTE

MLA no longer reports on fodder prices, tallow prices or the EMI on a weekly basis.

These can be accessed separately through these links:

- [Fodder prices \(Dairy Australia\)](#)
- [Tallow prices \(MLA monthly co-product report\)](#)
- [EMI \(AWEX\)](#)

US imported beef prices (CIF)		6 May 2022	14 May 2021
Bull 95CL	US¢/lb	307.5	286.0
	A¢/kg	977.3	812.9
Cow 90CL	US¢/lb	287.5	268.5
	A¢/kg	913.8	763.2
CC/CF 85CL	US¢/lb	270.0	240.5
	A¢/kg	858.1	683.6
Shank 90CL	US¢/lb	nq	257.5
	A¢/kg	nq	731.9
Trim 85CL	US¢/lb	269.5	244.5
	A¢/kg	856.5	695.0
Trim 80CL	US¢/lb	nq	220.0
	A¢/kg	nq	625.3
Trim 75CL	US¢/lb	nq	175.0
	A¢/kg	nq	497.4
Trim 65CL	US¢/lb	nq	nq
	A¢/kg	nq	nq
Outside flats	US¢/lb	nq	nq
	A¢/kg	nq	nq
Knuckles	US¢/lb	310.0	312.5
	A¢/kg	985.3	888.3
Inside cap off	US¢/lb	362.5	370.0
	A¢/kg	1152.1	1051.7

Source: Steiner Consulting Group

