

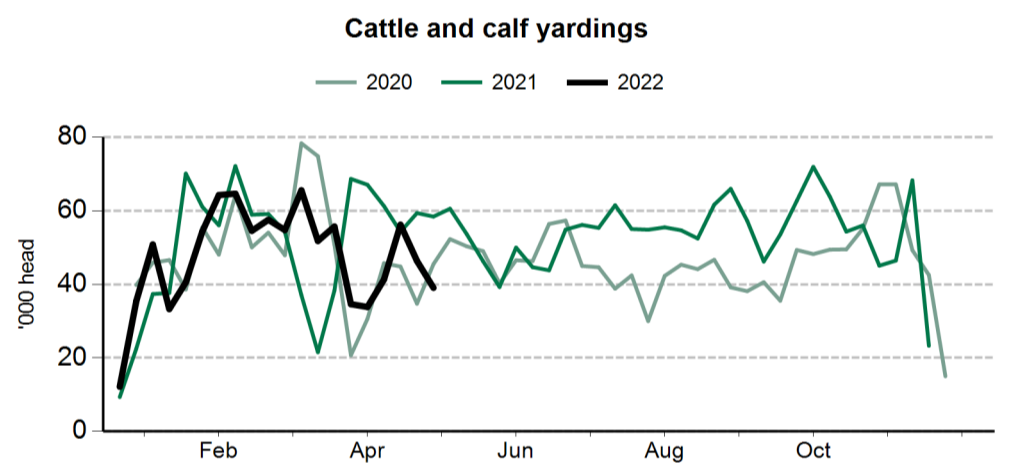
The following weekly statistical summary includes the following information:

- **Livestock movements**.....pages 1-2
  - Cattle yardings
  - Sheep yardings
  - Cattle slaughter
  - Sheep, lamb and goat slaughter
- **Cattle price indicators**.....pages 3-4
  - Saleyard indicators
  - Over-the-hook indicators
  - Live export indicators
- **Sheep and lamb indicators**.....pages 5-6
  - Saleyard indicators
  - Over-the-hook indicators
  - Live export indicators
- **General statistics**.....page 7
  - Over-the-hook goat indicators
  - Skin price indicators
  - Weekly US imported beef indicators

### Cattle movements

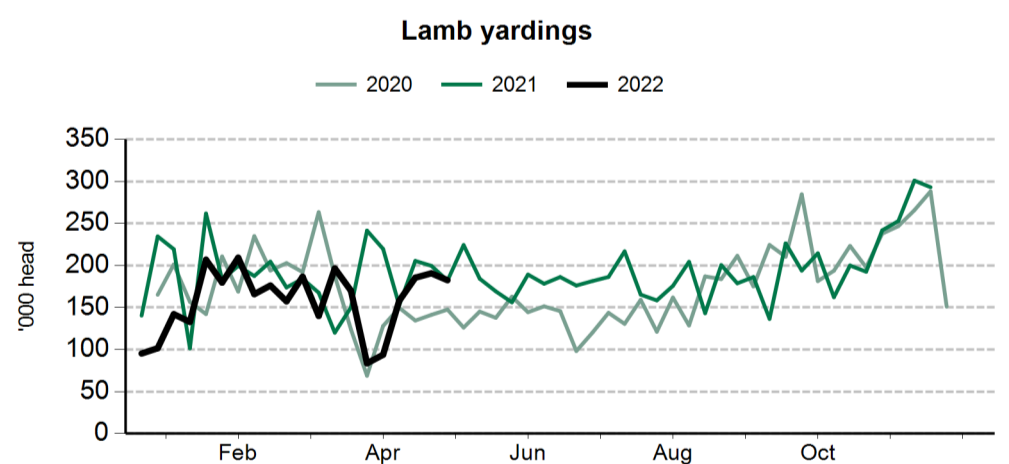
Cattle saleyard throughput		20 May 2022	13 May 2022	21 May 2021
Queensland	Cattle	2,792	4,698	21,361
NSW	Cattle	10,236	11,450	13,877
Victoria	Cattle	3,995	7,509	8,218
SA	Cattle	504	1,341	1,564
WA	Cattle	950	1,461	1,459
Tasmania	Cattle	121	163	110

Cattle slaughter		21 May 2021
Queensland	Cattle	52,644
	Calves	19
NSW	Cattle	26,178
	Calves	1,183
Victoria	Cattle	13,451
	Calves	4,629
SA	Cattle	3,300
	Calves	12
Tasmania	Cattle	4,574
	Calves	186

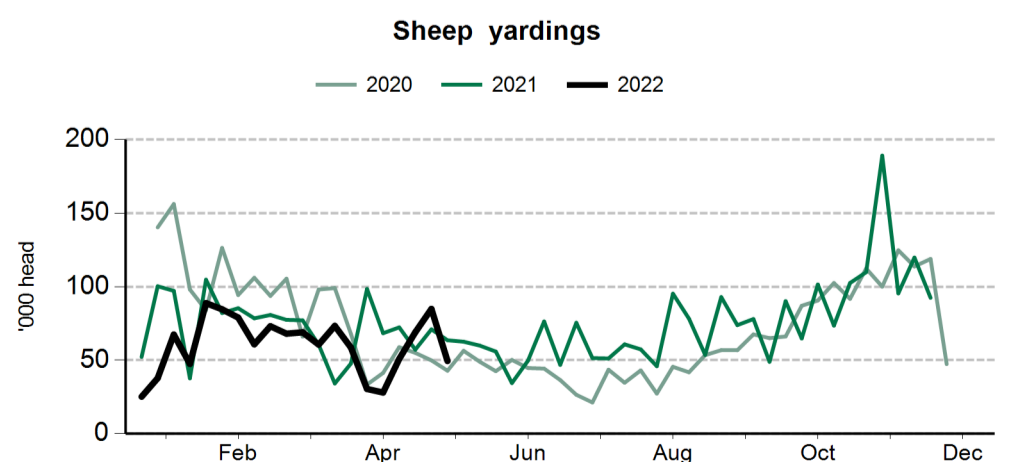


### Smallstock movements

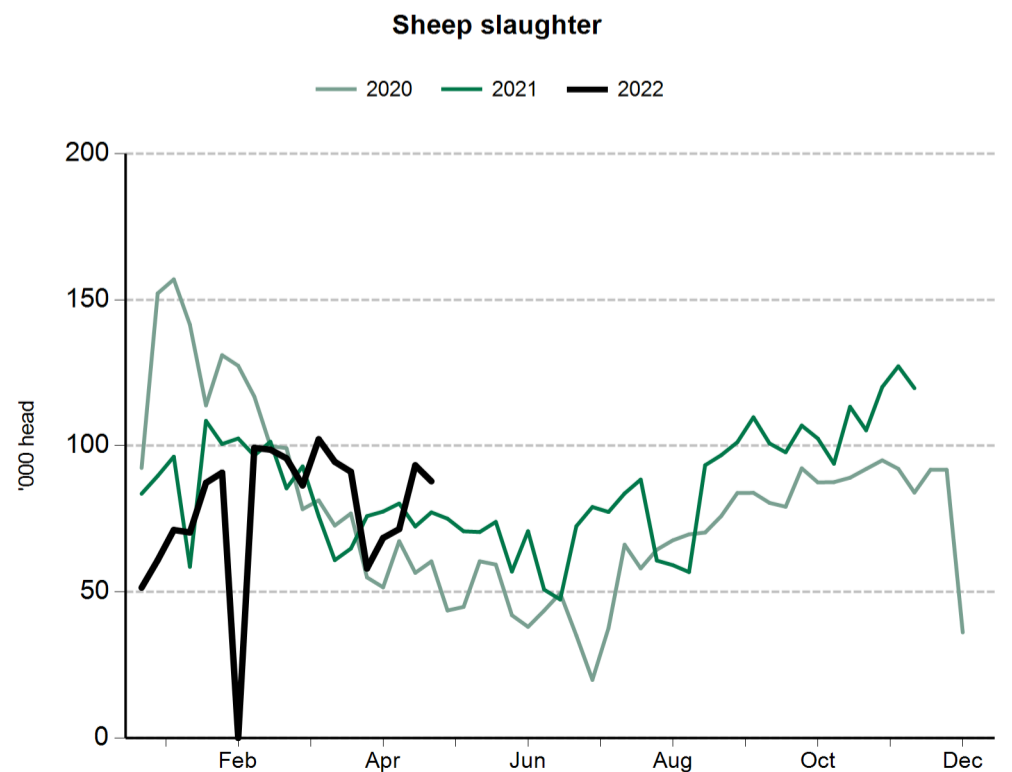
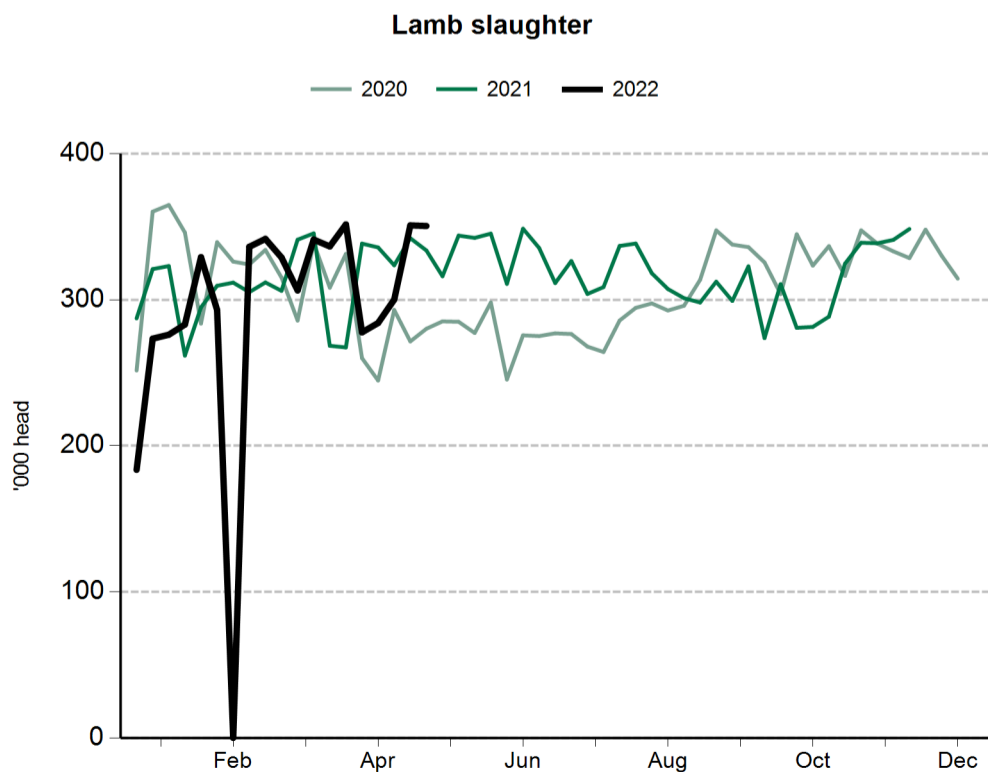
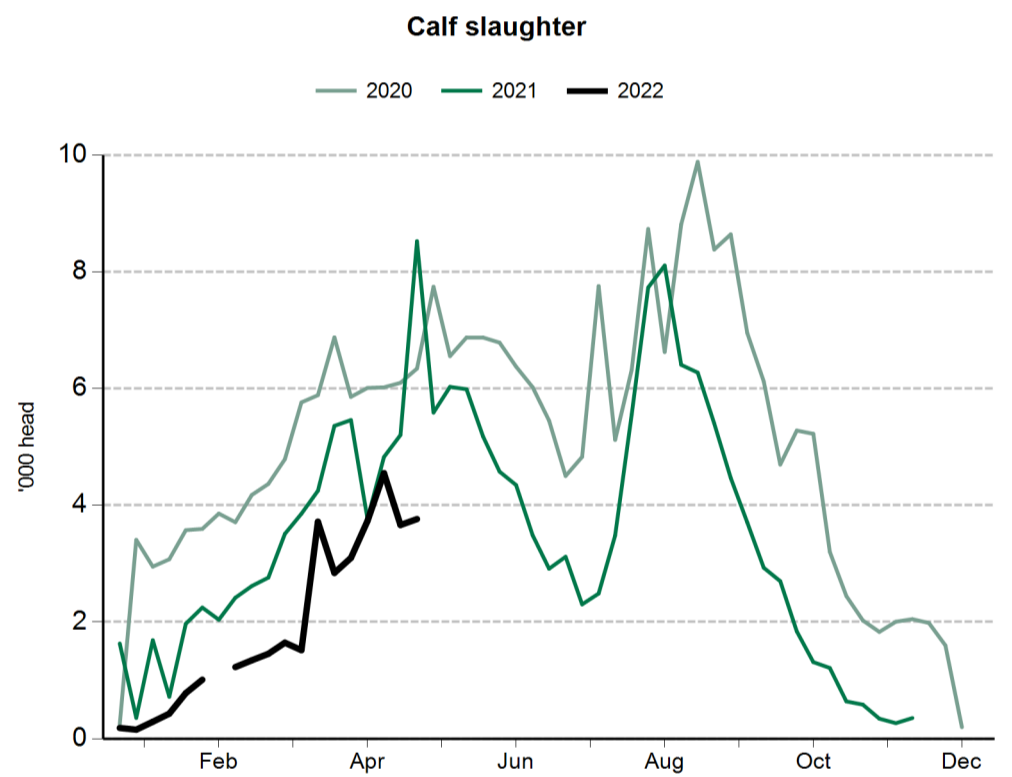
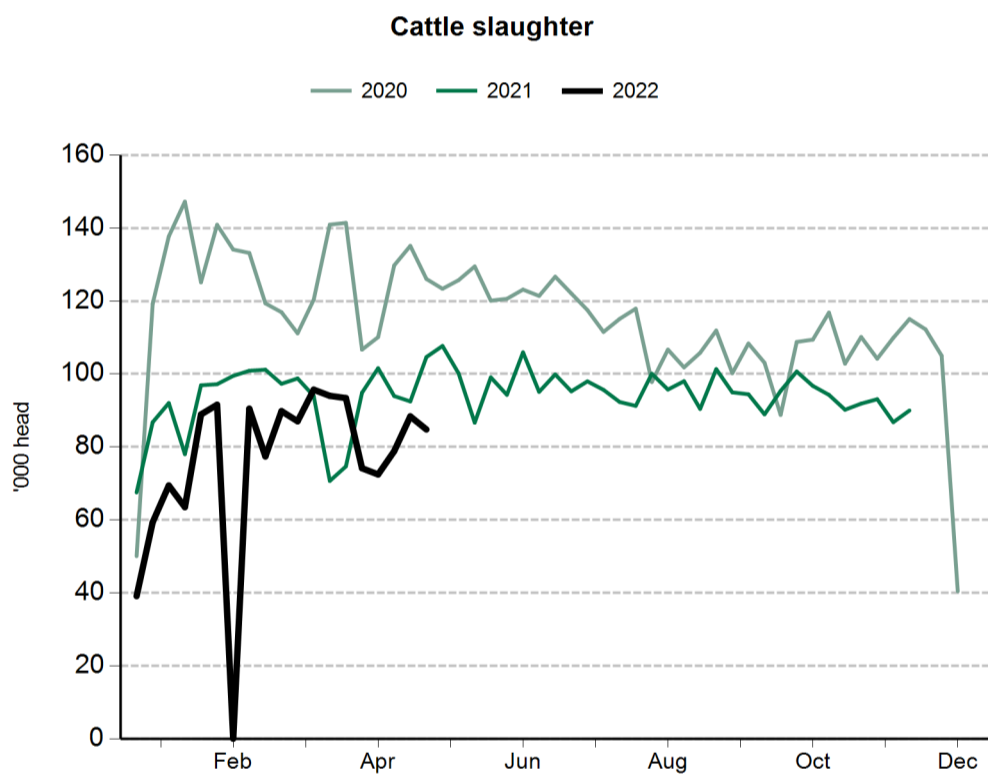
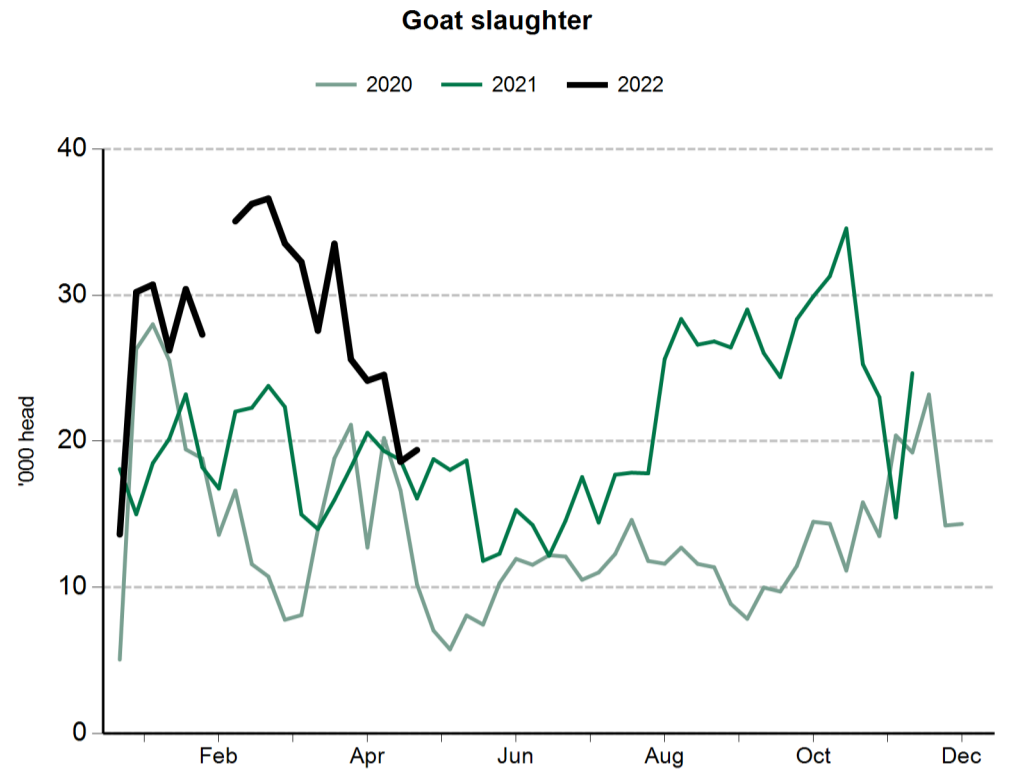
Sheep and lamb saleyard throughput		20 May 2022	13 May 2022	21 May 2021
NSW	Lambs	49,315	96,765	140,925
	Sheep	15,615	27,100	29,836
Victoria	Lambs	47,875	66,354	56,816
	Sheep	10,035	14,783	19,068
SA	Lambs	10,060	10,887	10,768
	Sheep	1,879	2,892	3,569
WA	Lambs	931	6,405	13,427
	Sheep	711	3,859	7,531
Tasmania	Lambs	1,590	1,426	1,656
	Sheep	1,810	696	2,246



Sheep and lamb slaughter		21 May 2021
Queensland	Lambs	1,730
	Sheep	1,040
NSW	Lambs	108,171
	Sheep	40,846
Victoria	Lambs	173,248
	Sheep	25,292
SA	Lambs	55,302
	Sheep	3,035
Tasmania	Lambs	5,435
	Sheep	497



Goat slaughter		21 May 2021
Queensland	Goats	7,653
NSW	Goats	1,241
Victoria	Goats	8,140
SA	Goats	997
Tasmania	Goats	nq



**Cattle prices**

National saleyard indicators	Live weight	Muscle/Fat	Unit	24 May 2022	25 May 2021
Restocker Steer	200-280kg	C2	¢/kg lwt	663	534
Feeder Steer	330-400kg	C2	¢/kg lwt	586	452
Vealer Steer	280-330kg	C2	¢/kg lwt	645	502
			¢/kg cwt	1218	943
Trade Steer	330-400kg	C3	¢/kg lwt	555	466
			¢/kg cwt	1024	848
Medium Steer	400-500kg	C3	¢/kg lwt	479	388
			¢/kg cwt	892	735
Heavy Steer	500-600kg	C4	¢/kg lwt	458	383
			¢/kg cwt	831	699
Medium Cow	400-520kg	D3	¢/kg lwt	357	289
			¢/kg cwt	727	587
<b>Eastern Young Cattle Indicator (EYCI)</b>			¢/kg cwt	1115.00	889

Eastern states OTH indicators	Carcase weight	Muscle	Unit	28 May 2021
Trade steer	240-260kg	A-C	¢/kg cwt	641
Medium steer	260-280kg	A-C	¢/kg cwt	653
Heavy steer	300-400kg	A-C	¢/kg cwt	662
Medium cow	260-280kg	A-E	¢/kg cwt	557
MSA trade steer	240-260kg	A-C	¢/kg cwt	666

Feeder cattle indicators - paddock sales		Unit
<b>Domestic</b>		
Steers 280-350kg		¢/kg lwt
Heifers 280-350kg		¢/kg lwt
<b>Export</b>		
Shortfed 100-120 DOF		¢/kg lwt
Mediumfed 120-220 DOF		¢/kg lwt
Longfed 220+ DOF		¢/kg lwt

State saleyard indicators				Queensland		NSW		Victoria		SA		Tasmania	
Category	Live weight	Muscle/Fat	Unit	24 May 2022	25 May 2021	24 May 2022	25 May 2021	24 May 2022	25 May 2021	24 May 2022	25 May 2021	24 May 2022	25 May 2021
Restocker Steer	200-280kg	C2	¢/kg lwt	665	535	667	522	588	nq	489	nq	nq	nq
Feeder Steer	330-400kg	C2	¢/kg lwt	570	434	592	471	549	474	560	431	nq	nq
Vealer Steer	280-330kg	C2	¢/kg lwt	nq	424	651	523	584	479	614	520	nq	nq
			¢/kg cwt	nq	804	1228	976	1085	894	1137	1040	nq	nq
Trade Steer	330-400kg	C3	¢/kg lwt	nq	nq	571	472	476	457	577	467	nq	344
			¢/kg cwt	nq	nq	1039	845	914	855	1109	898	nq	637
Medium Steer	400-500kg	C3	¢/kg lwt	414	359	498	410	515	432	nq	438	nq	nq
			¢/kg cwt	761	675	923	765	957	806	nq	853	nq	nq
Heavy Steer	500-600kg	C4	¢/kg lwt	421	365	475	397	509	405	nq	nq	nq	nq
			¢/kg cwt	752	665	861	721	952	750	nq	nq	nq	nq
Medium Cow	400-520kg	D3	¢/kg lwt	359	287	368	291	369	299	300	nq	297	nq
			¢/kg cwt	722	582	769	598	738	610	652	nq	571	nq

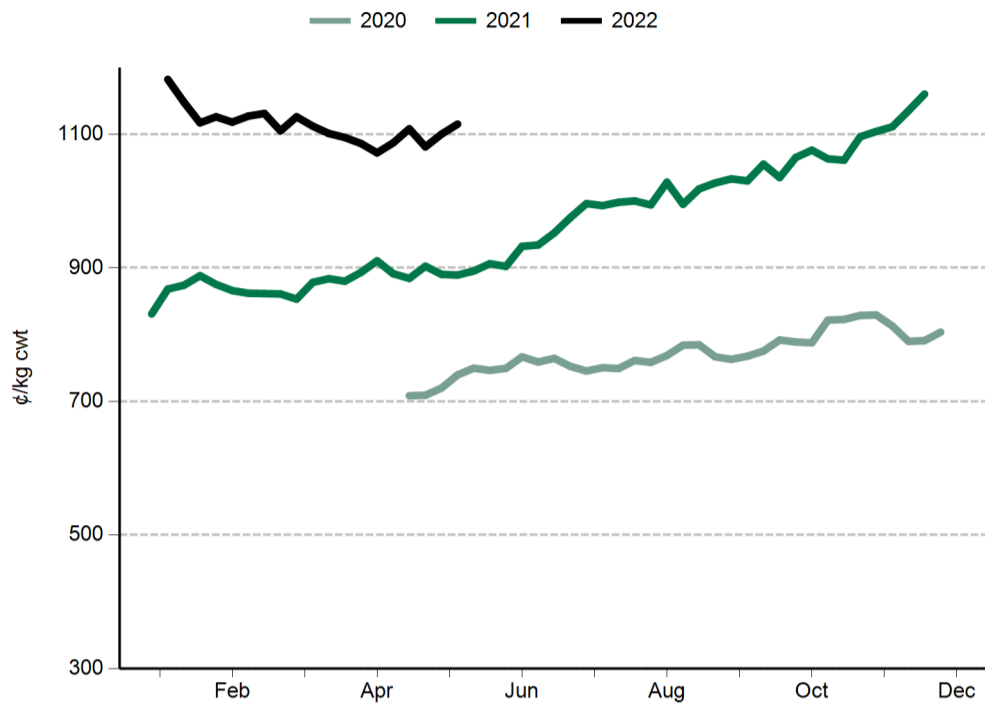
State over-the-hooks indicators				Queensland	NSW	Victoria	SA	Tasmania
Category	Carcase weight	Muscle	Unit	28 May 2021	28 May 2021	28 May 2021	28 May 2021	28 May 2021
Trade steer	240-260kg	A-C	¢/kg cwt	663	668	683	nq	551
Medium steer	260-280kg	A-C	¢/kg cwt	660	668	684	nq	600
Heavy steer	300-400kg	A-C	¢/kg cwt	671	679	690	nq	610
Medium cow	260-280kg	A-E	¢/kg cwt	568	562	536	599	520
MSA trade steer	240-260kg	A-C	¢/kg cwt	680	673	nq	645	nq

WA saleyard indicators	Unit	24 May 2022	25 May 2021
WYCI	¢/kg cwt	1092	982
Medium Steer	¢/kg lwt	499	411
Medium Cow	¢/kg lwt	286	310

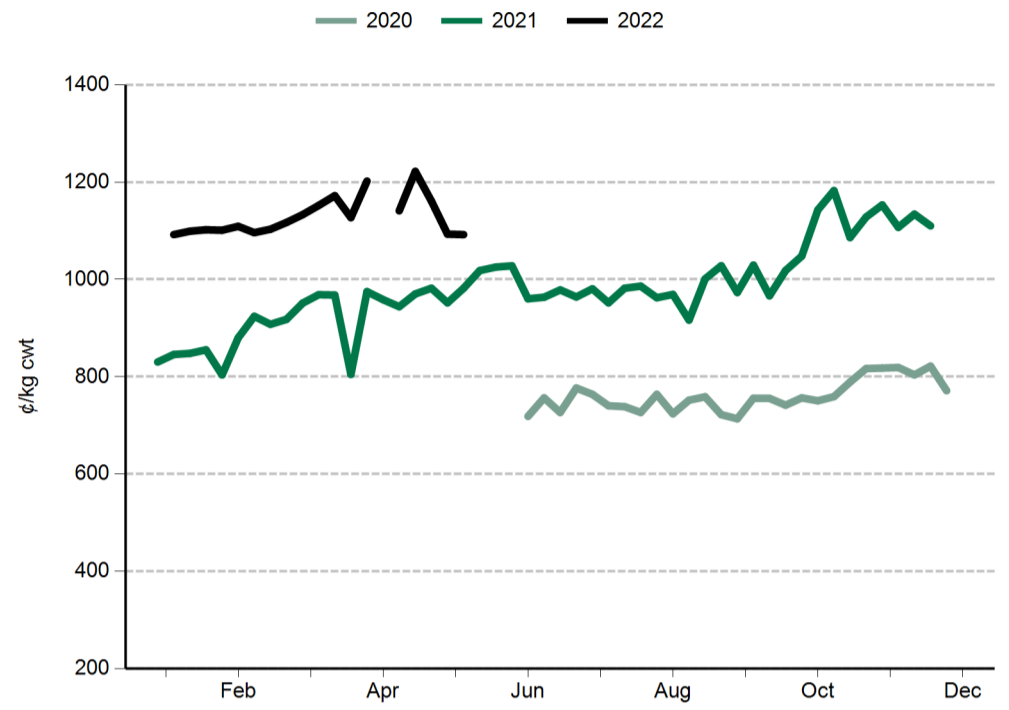
WA over-the-hooks indicators	Unit
Grassfed yearling	¢/kg cwt
Grainfed yearling	¢/kg cwt
MSA yearling	¢/kg cwt

Live Export Price Quotes			Unit	13 May 2022	21 May 2021
Light Steer	260 - 360 kg	Townsville	¢/kg lwt	nq	400
	260 - 360 kg	Darwin	¢/kg lwt	480	nq
Light Heifer	260 - 360 kg	Townsville	¢/kg lwt	nq	375
	260 - 360 kg	Darwin	¢/kg lwt	460	nq

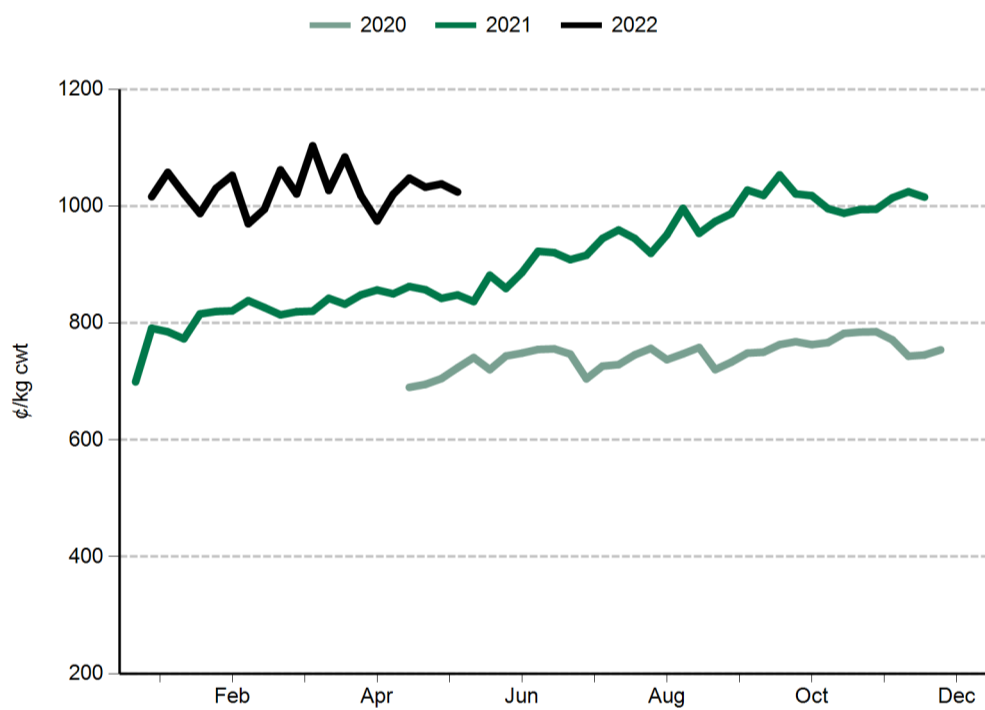
**Eastern Young Cattle Indicator (EYCI)**



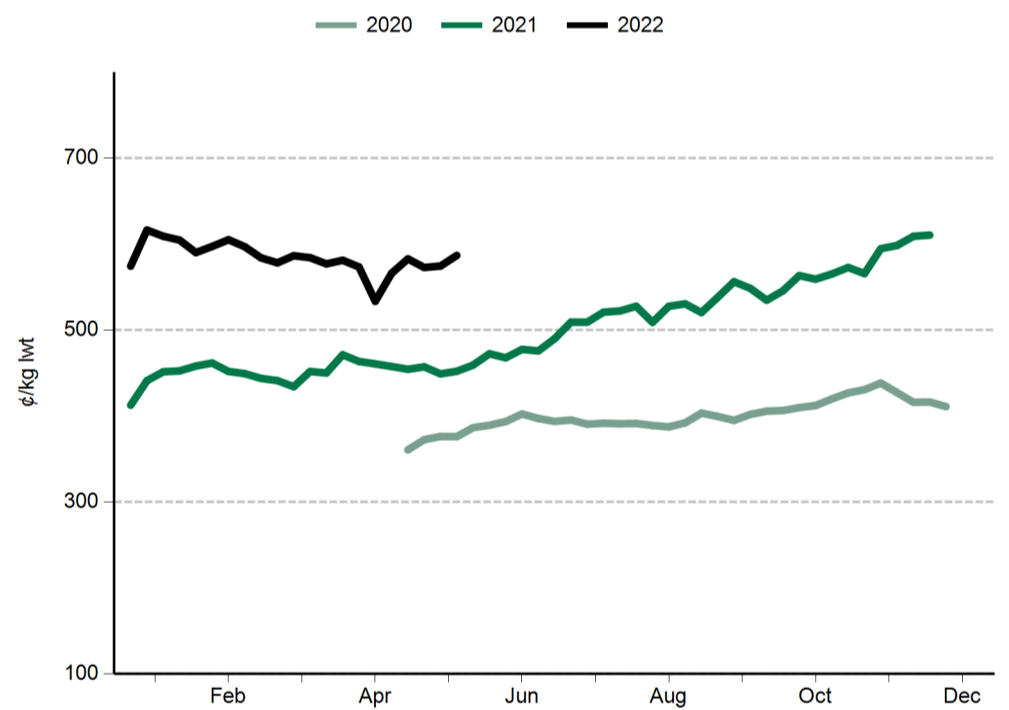
**Western Young Cattle Indicator (WYCI)**



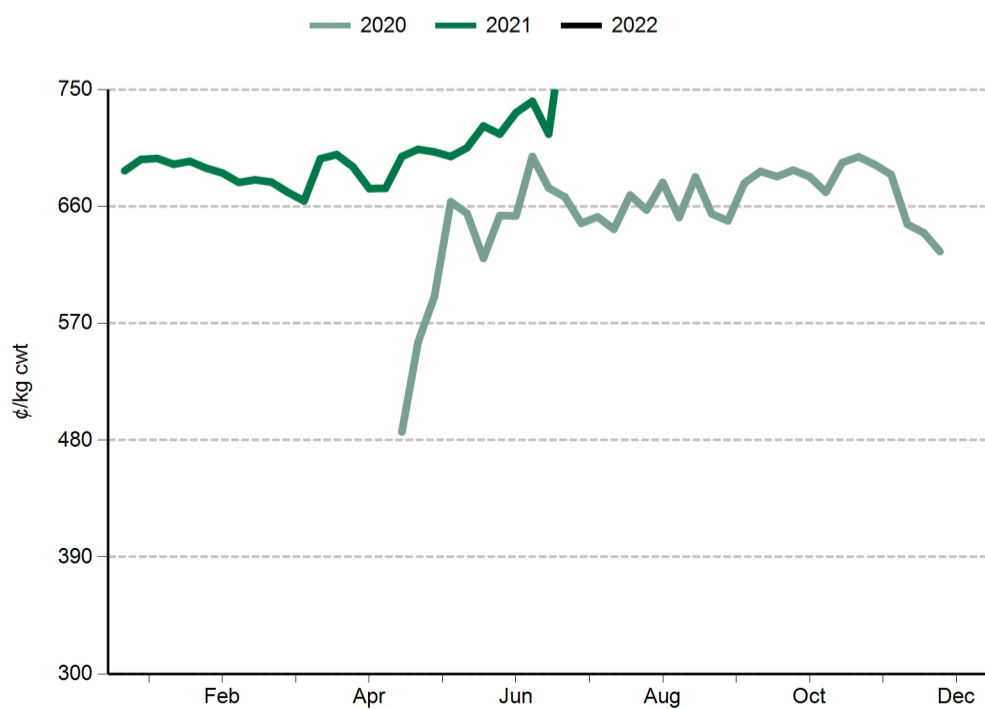
**Trade steer**



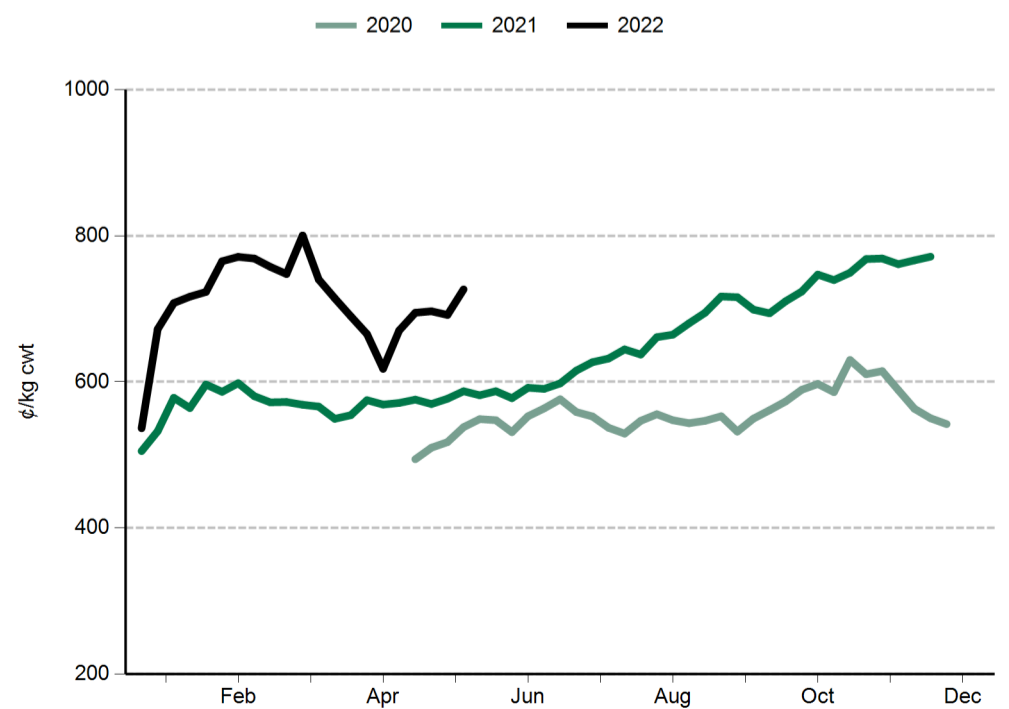
**Feeder steer**



**Heavy steer**



**Medium cow**



#### Sheep and lamb prices

Eastern States Trade Lamb Indicator (¢/kg cwt)	24 May 2022	25 May 2021
ESTLI	798	831

National saleyard sheep and lamb indicators (¢/kg cwt)		24 May 2022	25 May 2021
Merino lamb	16-22kg	721	767
Restocker/feeder lamb	0-18kg	827	826
Light lamb	12-18kg	784	759
Trade lamb	18-22kg	796	818
Heavy lamb	22+kg	778	796
Mutton	18-24kg	608	645

National OTH sheep and lamb indicators (¢/kg cwt)		28 May 2021
Medium trade lamb	18-20kg	764
Heavy trade lamb	20-22kg	764
Heavy lamb	22-24kg	762
Mutton	18-24kg	644

State saleyard sheep and lamb indicators (¢/kg cwt)		Victoria		NSW		SA		WA		Tasmania	
		24 May 2022	25 May 2021	24 May 2022	25 May 2021	24 May 2022	25 May 2021	24 May 2022	25 May 2021	24 May 2022	25 May 2021
Merino lamb	16-22kg	691	805	708	757	814	750	633	690	nq	nq
Restocker/feeder lamb	0-18kg	810	911	871	837	883	796	421	639	708	871
Light lamb	12-18kg	759	845	799	792	815	761	628	672	625	786
Trade lamb	18-22kg	793	870	801	814	796	775	548	721	nq	786
Heavy lamb	22+kg	770	822	783	789	774	764	654	768	683	700
Mutton	18-24kg	620	684	625	651	614	673	392	549	651	643

Over-the-hooks sheep and lamb indicators (¢/kg cwt)		Victoria	NSW	SA	WA	Tasmania
		28 May 2021	28 May 2021	28 May 2021	28 May 2021	28 May 2021
Medium trade lamb	18-20kg	769	728	790	768	nq
Heavy trade lamb	20-22kg	769	728	790	768	nq
Heavy lamb	22-24kg	761	728	790	768	nq
Mutton	18-24kg	650	680	630	617	nq

Live export price quotes (A\$/head)		17 May 2022	25 May 2021
Live wether	Muchea	nq	nq

#### Glossary:

**cwt** – carcase weight

**lwt** – live weight

**OTH** – over-the-hooks. Refers to the marketing of cattle/sheep/lambs directly from the farm to an abattoir where a producer is paid for the value of the carcase based on a sliding grid.

**CIF** – Cost, insurance, freight. The quoted price for the goods including freight and insurance costs delivered to final destination.

**C&F** – Cost and freight. Refers to the quoted price for the goods, including freight to the delivery point, but not insurance.

**FAS** – Free alongside ship. Refers to export price quotes where the seller is obliged to pay warehouse services, packing, inland freight and port charges, but not placement of goods onto the ship. The buyer is obliged to pay overseas freight, charges in foreign port, customs duties, quarantine and delivery to final destination. (See also 'FOB').

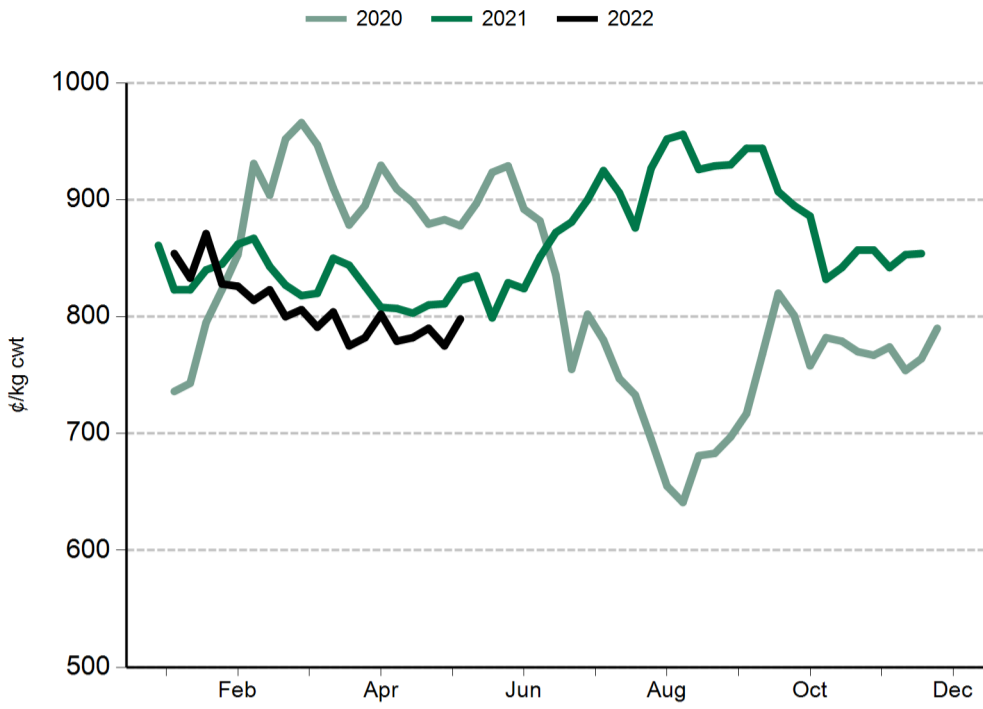
**EYCI** – Eastern Young Cattle Indicator. A seven day rolling average from 24 saleyards across NSW, Victoria and Queensland. It includes vealer and yearling heifers and steers, grade score C2 or C3, with live weight from 200kg.

**WYCI** – Western Young Cattle Indicator. A benchmark of the value of young cattle in WA saleyards. It includes vealer and yearling heifers and steers, grade score C2 or C3, 180kg+ live weight.

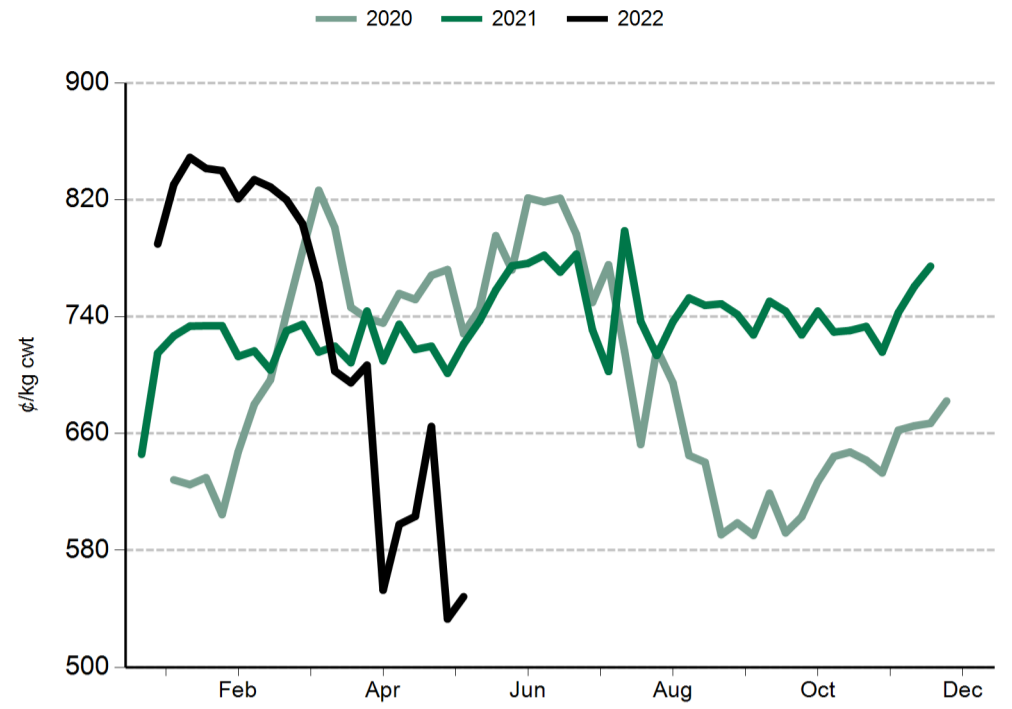
**All data is collected by MLA's NLRS, unless specified otherwise.**



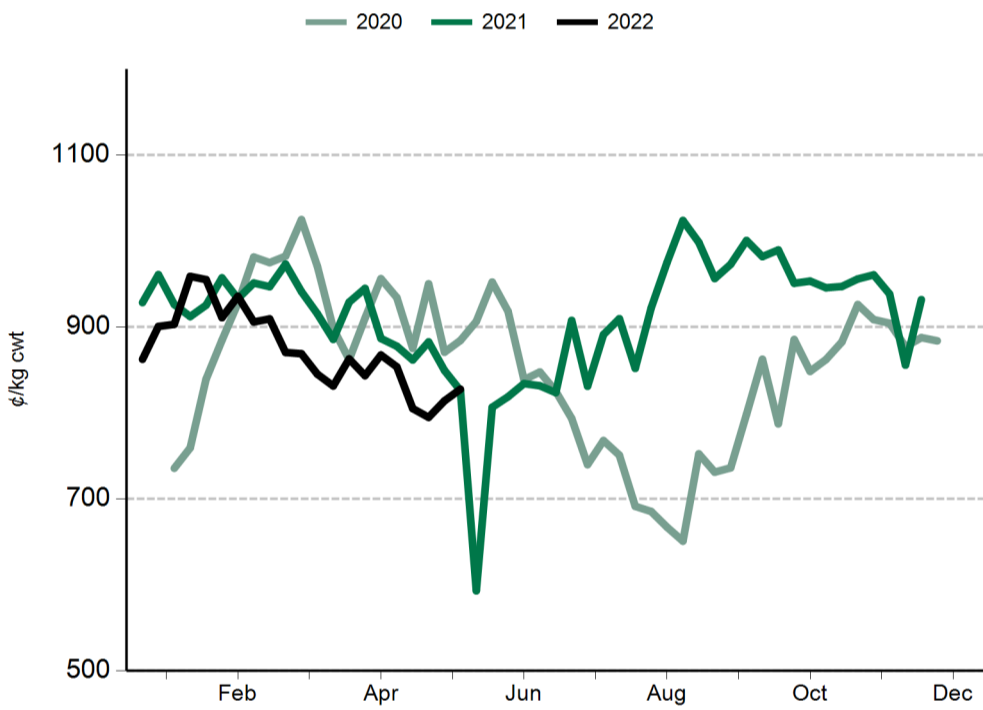
**Eastern States Trade Lamb Indicator (ESTLI)**



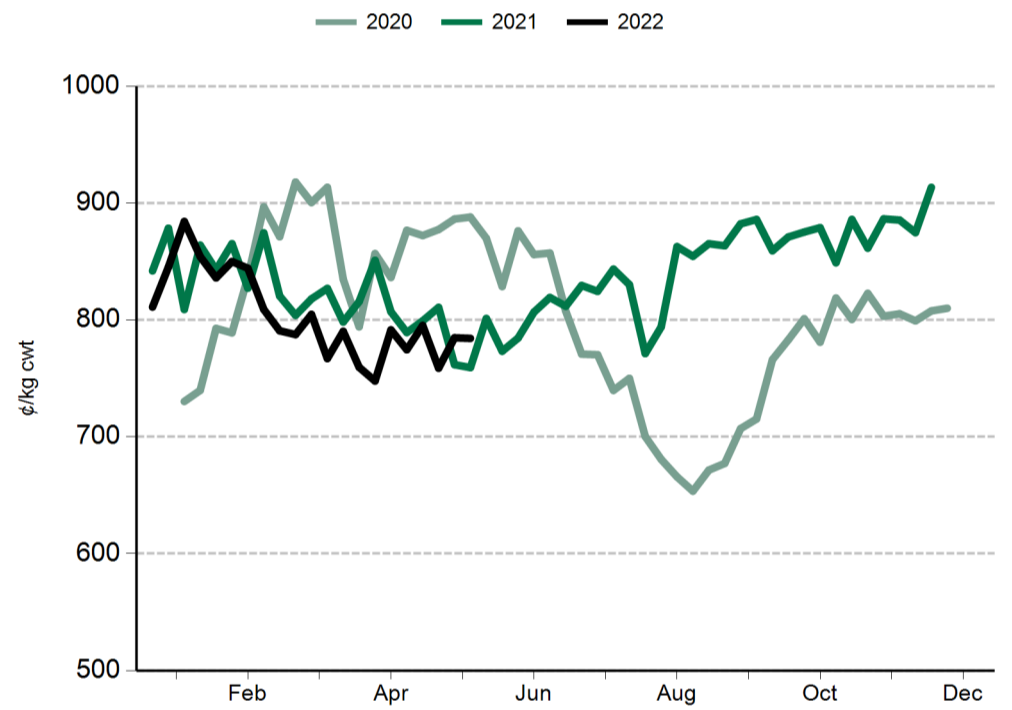
**Western Trade Lamb Indicator (WTLI)**



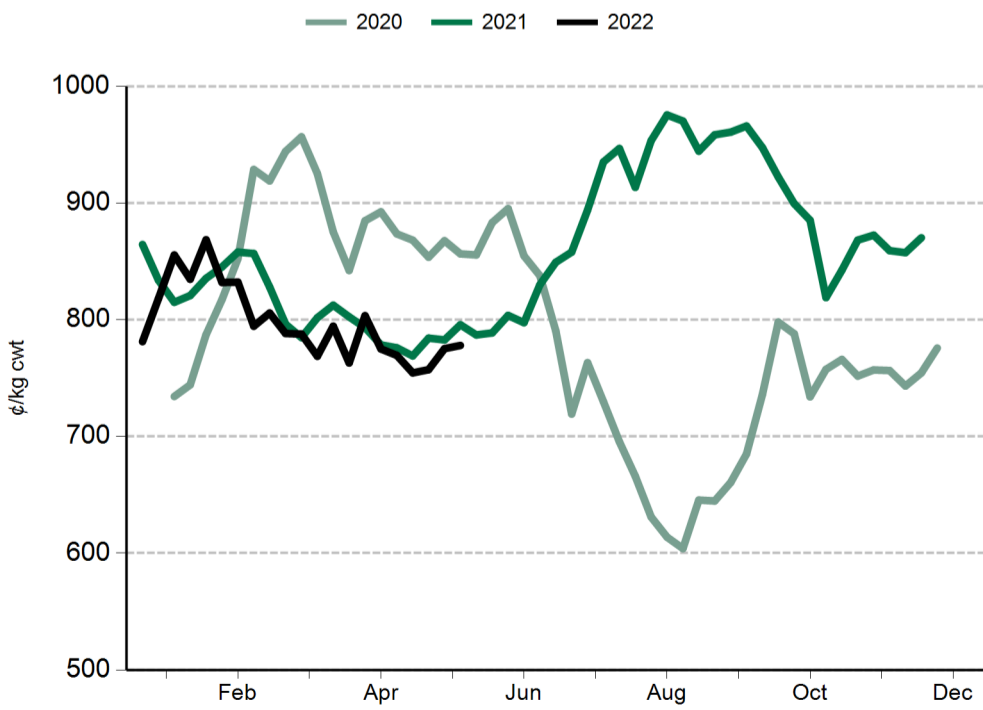
**Restocker lamb**



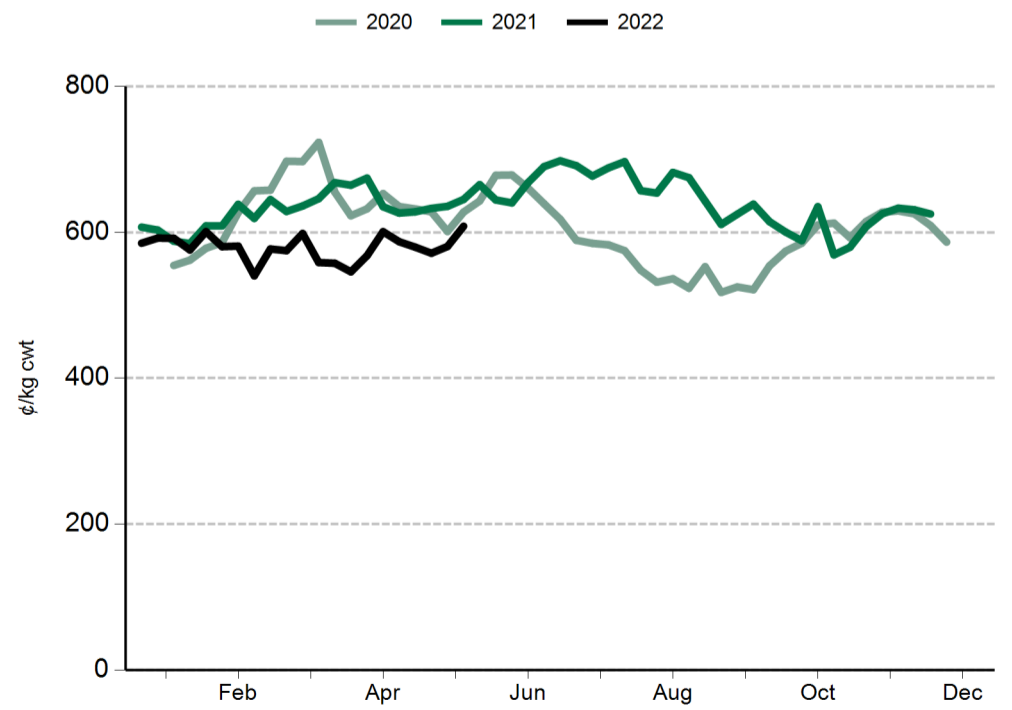
**Light lamb**



**Heavy lamb**



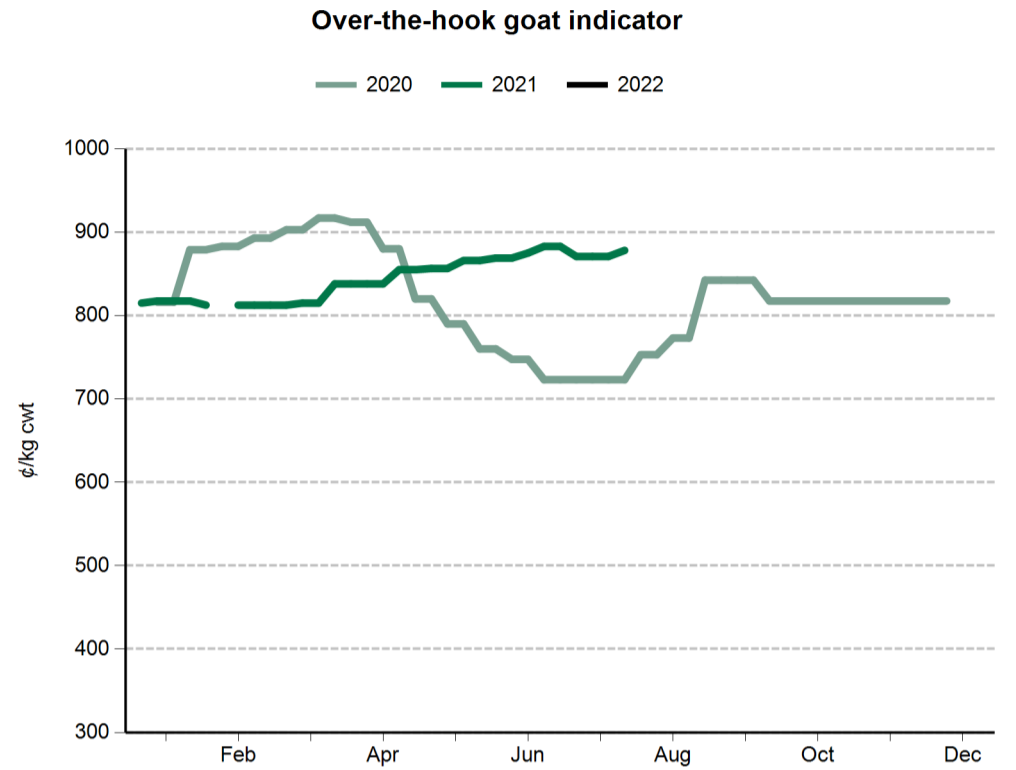
**Mutton**



#### General statistics

Over-the-hooks goat indicators (A¢/kg cwt)	28 May 2021
8.1-10kg	884
10.1-12kg	866
12.1-16kg	866
16.1-20kg	860
20.1kg+	829

#### Skin indicators - Lambs



Grain prices - Darling Downs (A\$/tonne)	20 May 2022	13 May 2022	21 May 2021
Wheat	460	425	318
Barley	460	435	295
Sorghum	377	365	310
Grain prices - Riverina (A\$/tonne)			
Wheat	nq	nq	310
Barley	415	410	243

Source: Profarmer Australia

#### PLEASE NOTE

MLA no longer reports on fodder prices, tallow prices or the EMI on a weekly basis.

These can be accessed separately through these links:

- [Fodder prices \(Dairy Australia\)](#)
- [Tallow prices \(MLA monthly co-product report\)](#)
- [EMI \(AWEX\)](#)

US imported beef prices (CIF)		13 May 2022	21 May 2021
Bull 95CL	US¢/lb	307.5	288.5
	A¢/kg	967.8	822.5
Cow 90CL	US¢/lb	285.5	269.5
	A¢/kg	898.6	768.4
CC/CF 85CL	US¢/lb	270.0	244.0
	A¢/kg	849.8	695.7
Shank 90CL	US¢/lb	280.0	257.5
	A¢/kg	881.2	734.1
Trim 85CL	US¢/lb	307.5	243.5
	A¢/kg	967.8	694.2
Trim 80CL	US¢/lb	nq	220.0
	A¢/kg	nq	627.2
Trim 75CL	US¢/lb	nq	175.0
	A¢/kg	nq	498.9
Trim 65CL	US¢/lb	nq	nq
	A¢/kg	nq	nq
Outside flats	US¢/lb	nq	nq
	A¢/kg	nq	nq
Knuckles	US¢/lb	310.0	312.5
	A¢/kg	975.7	891.0
Inside cap off	US¢/lb	372.5	375.0
	A¢/kg	1172.4	1069.1

Source: Steiner Consulting Group

