

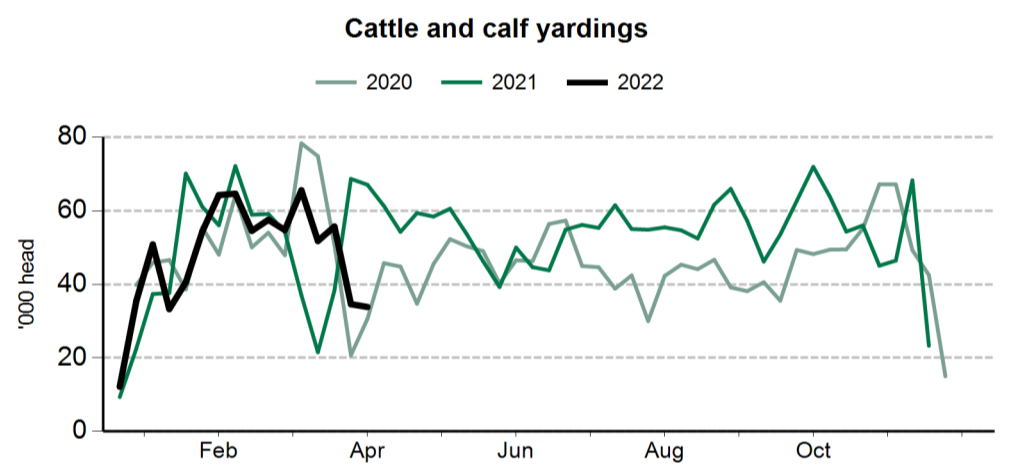
The following weekly statistical summary includes the following information:

- **Livestock movements**.....pages 1-2
  - Cattle yardings
  - Sheep yardings
  - Cattle slaughter
  - Sheep, lamb and goat slaughter
- **Cattle price indicators**.....pages 3-4
  - Saleyard indicators
  - Over-the-hook indicators
  - Live export indicators
- **Sheep and lamb indicators**.....pages 5-6
  - Saleyard indicators
  - Over-the-hook indicators
  - Live export indicators
- **General statistics**.....page 7
  - Over-the-hook goat indicators
  - Skin price indicators
  - Weekly US imported beef indicators

### Cattle movements

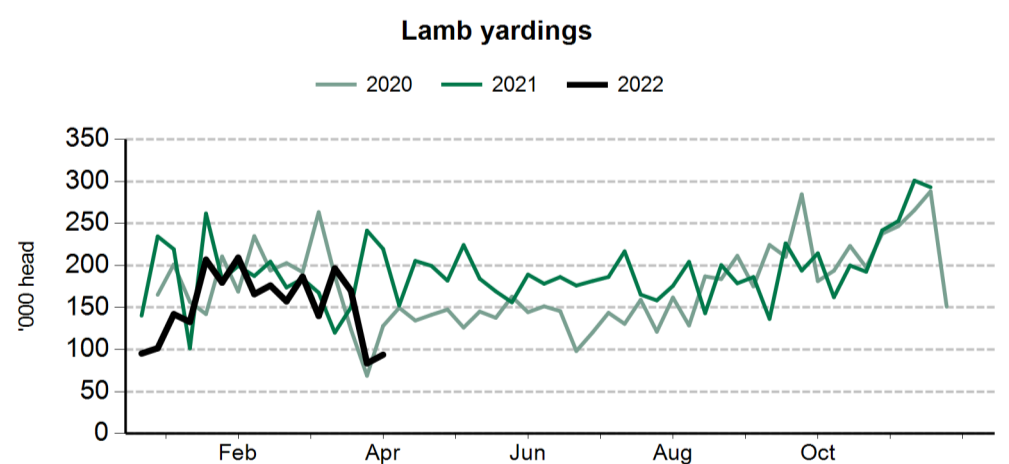
Cattle saleyard throughput		22 Apr 2022	15 Apr 2022	23 Apr 2021
Queensland	Cattle	4,704	11,195	22,162
NSW	Cattle	3,650	5,211	15,640
Victoria	Cattle	2,428	3,367	7,828
SA	Cattle	588	409	1,197
WA	Cattle	764	535	2,005
Tasmania	Cattle	164	nq	110

Cattle slaughter		15 Apr 2022	23 Apr 2021
Queensland	Cattle	38,796	44,280
	Calves	13	77
NSW	Cattle	19,507	29,004
	Calves	600	1,114
Victoria	Cattle	8,716	14,139
	Calves	2,790	3,482
SA	Cattle	1,936	2,011
	Calves	11	9
Tasmania	Cattle	3,486	4,499
	Calves	315	145

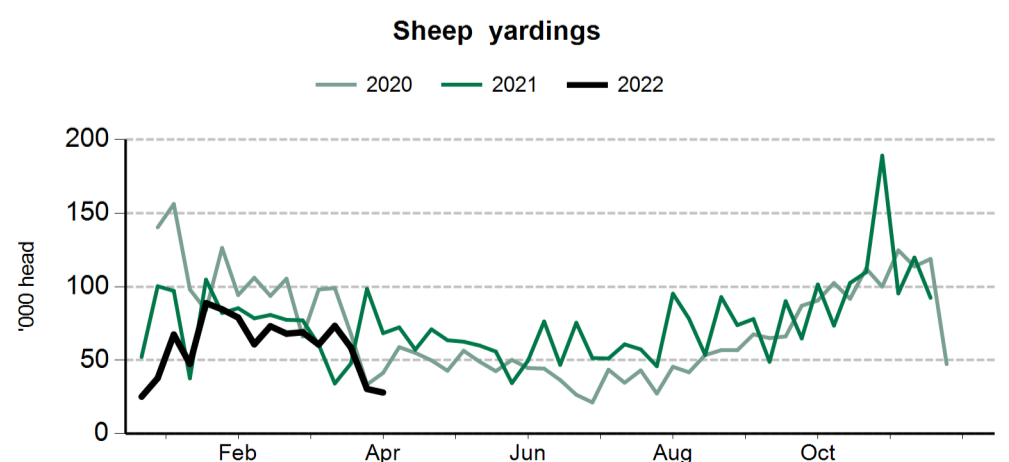


### Smallstock movements

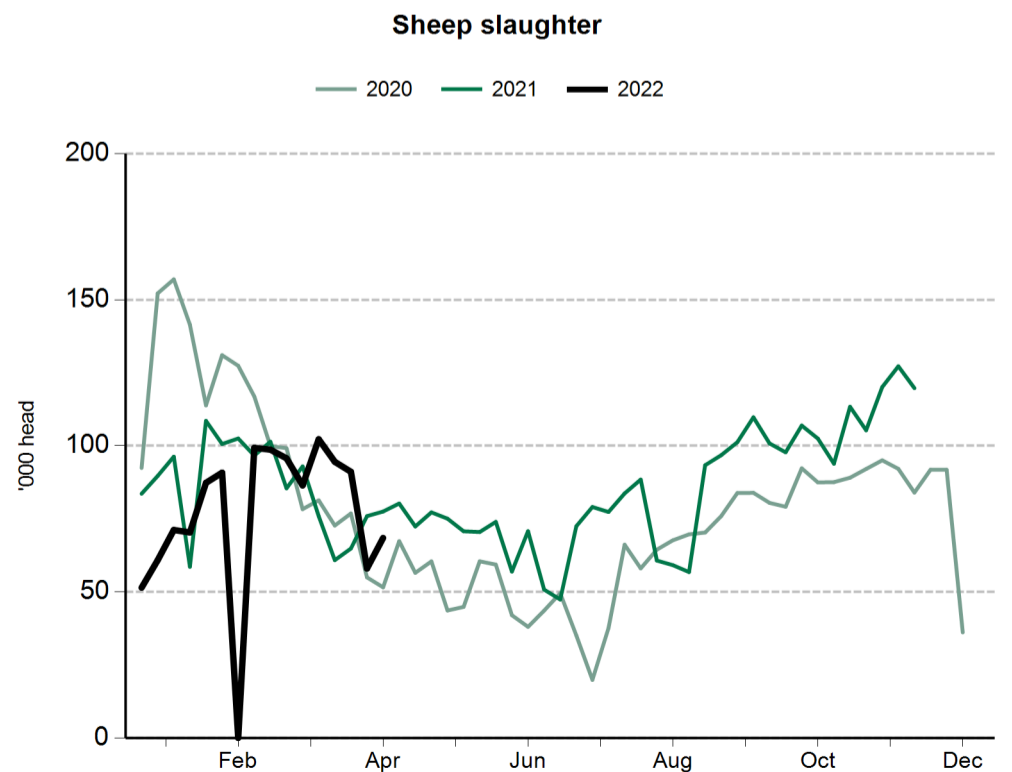
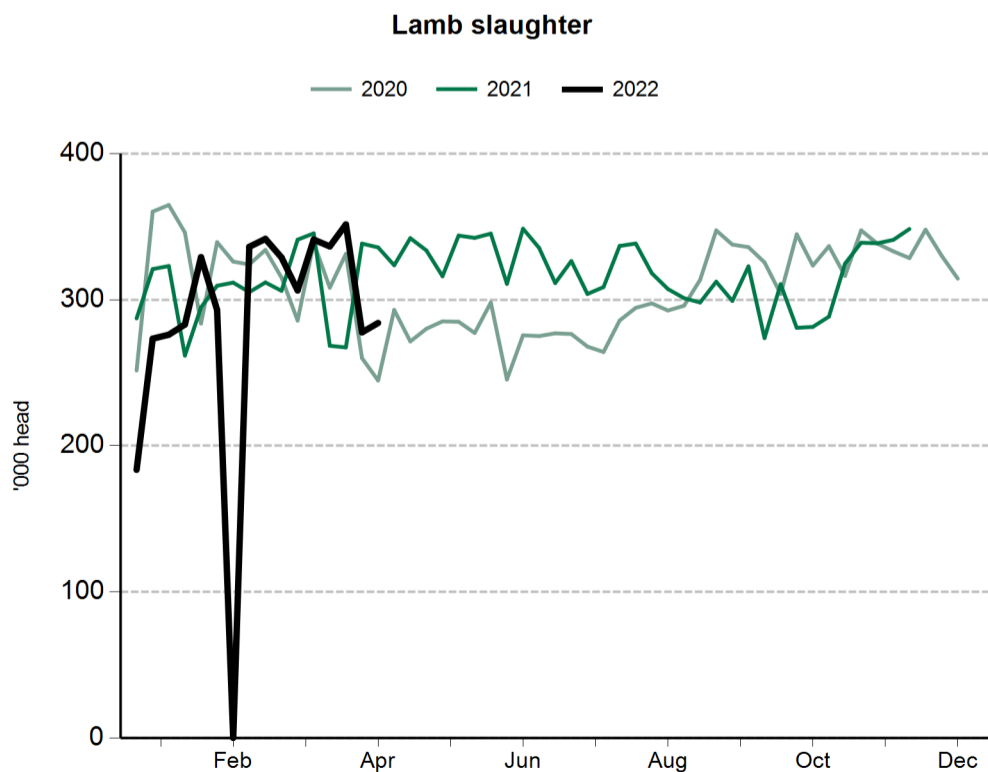
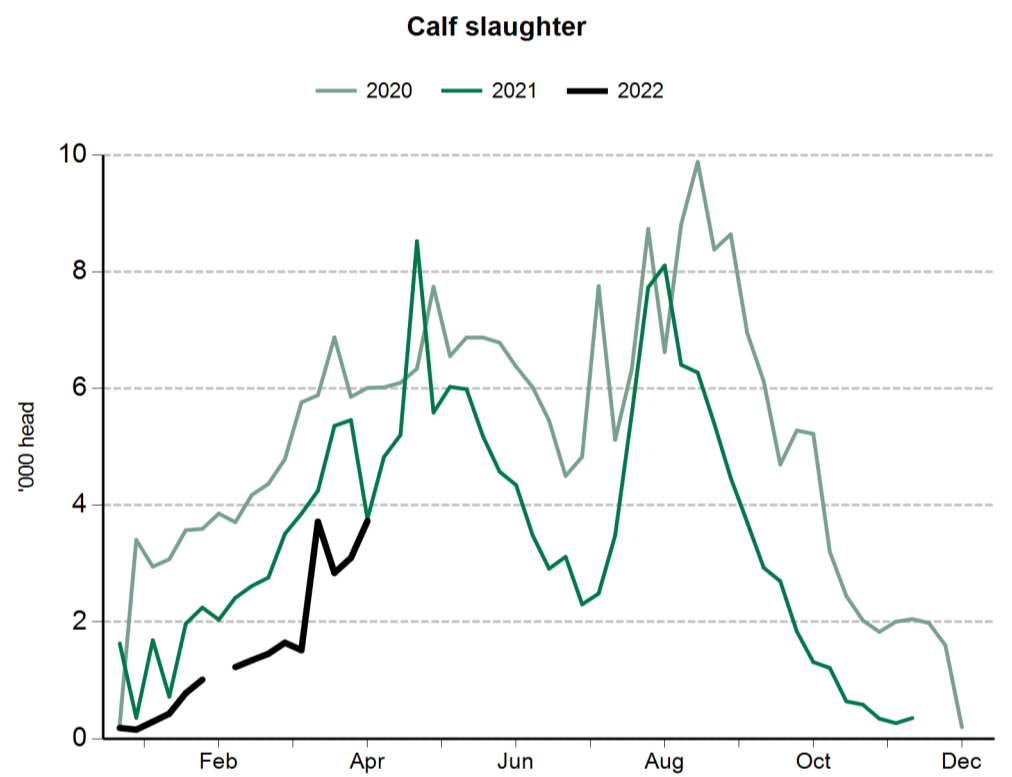
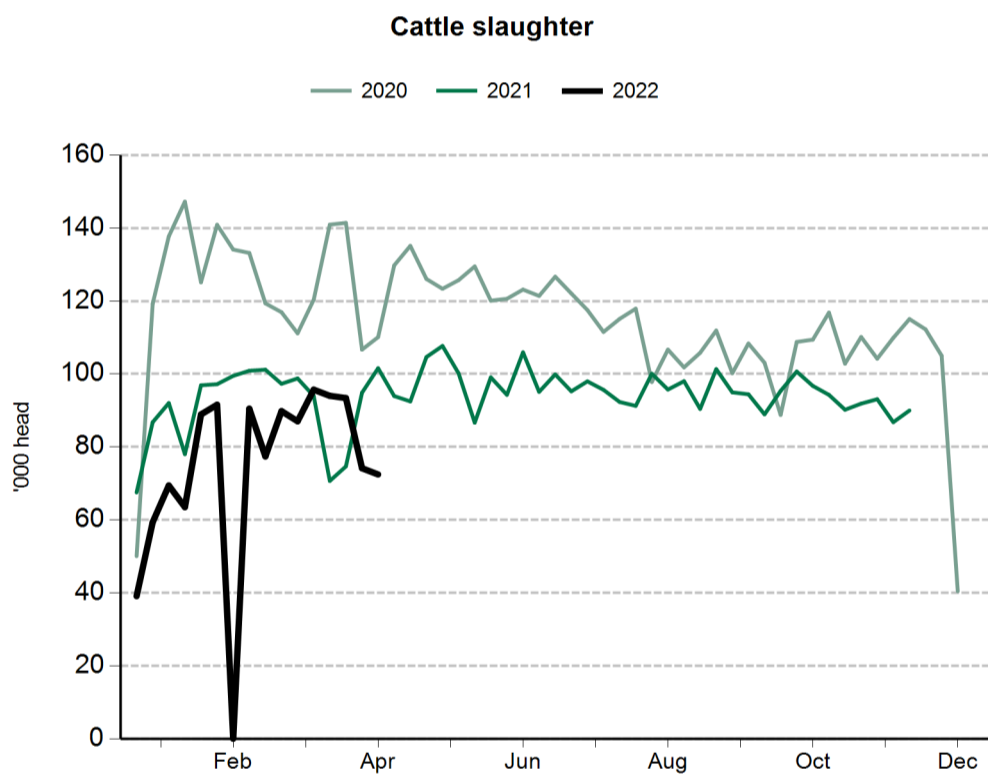
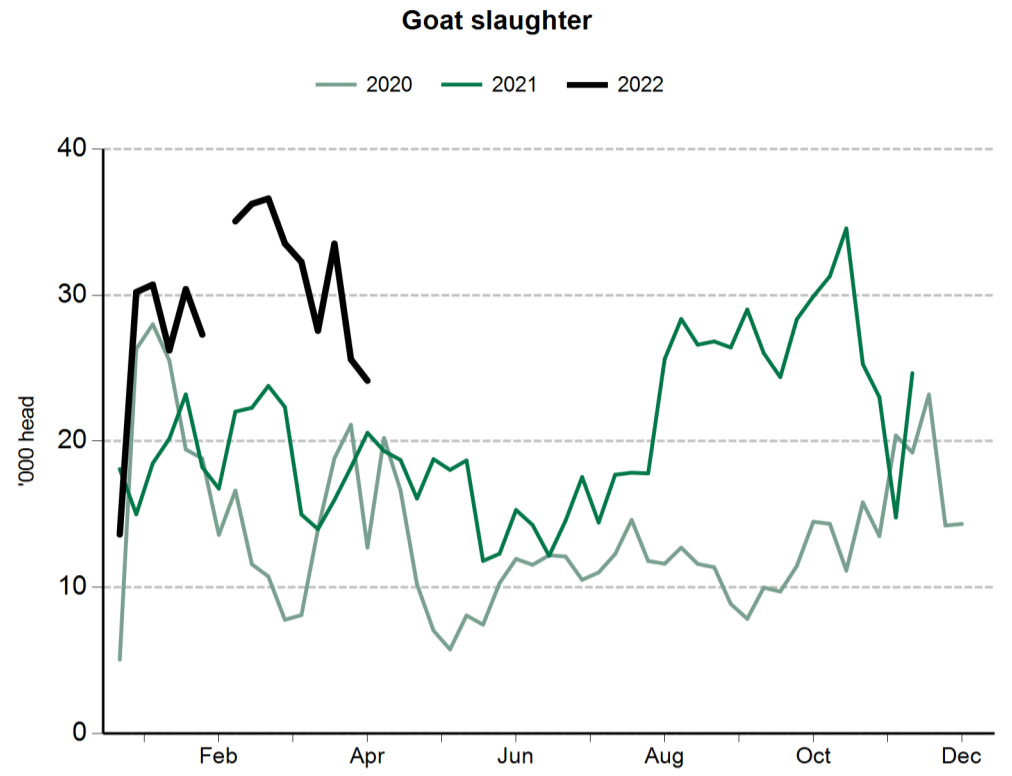
Sheep and lamb saleyard throughput		22 Apr 2022	15 Apr 2022	23 Apr 2021
NSW	Lambs	20,300	52,306	91,675
	Sheep	4,950	14,110	35,180
Victoria	Lambs	33,748	37,130	33,121
	Sheep	8,723	12,653	13,393
SA	Lambs	10,684	3,848	6,570
	Sheep	2,432	753	11,306
WA	Lambs	3,934	nq	17,850
	Sheep	1,623	nq	11,008
Tasmania	Lambs	1,729	nq	2,535
	Sheep	nq	nq	987



Sheep and lamb slaughter		15 Apr 2022	23 Apr 2021
Queensland	Lambs	346	832
	Sheep	484	1,488
NSW	Lambs	93,334	104,665
	Sheep	33,726	39,580
Victoria	Lambs	143,021	165,355
	Sheep	26,082	35,095
SA	Lambs	42,103	47,481
	Sheep	7,139	2,066
Tasmania	Lambs	5,240	5,223
	Sheep	990	1,991



Goat slaughter		15 Apr 2022	23 Apr 2021
Queensland	Goats	9,152	8,892
NSW	Goats	1,258	1,167
Victoria	Goats	10,577	7,837
SA	Goats	3,152	1,430
Tasmania	Goats	nq	nq



#### Cattle prices

National saleyard indicators	Live weight	Muscle/Fat	Unit	26 Apr 2022	27 Apr 2021
Restocker Steer	200-280kg	C2	¢/kg lwt	665	530
Feeder Steer	330-400kg	C2	¢/kg lwt	566	457
Vealer Steer	280-330kg	C2	¢/kg lwt	640	506
			¢/kg cwt	1209	964
Trade Steer	330-400kg	C3	¢/kg lwt	545	464
			¢/kg cwt	1021	850
Medium Steer	400-500kg	C3	¢/kg lwt	417	397
			¢/kg cwt	776	746
Heavy Steer	500-600kg	C4	¢/kg lwt	463	373
			¢/kg cwt	845	674
Medium Cow	400-520kg	D3	¢/kg lwt	328	281
			¢/kg cwt	670	571
Eastern Young Cattle Indicator (EYCI)			¢/kg cwt	1087.00	891

Eastern states OTH indicators	Carcase weight	Muscle	Unit	30 Apr 2021
Trade steer	240-260kg	A-C	¢/kg cwt	633
Medium steer	260-280kg	A-C	¢/kg cwt	639
Heavy steer	300-400kg	A-C	¢/kg cwt	649
Medium cow	260-280kg	A-E	¢/kg cwt	541
MSA trade steer	240-260kg	A-C	¢/kg cwt	635

Feeder cattle indicators - paddock sales		Unit
<b>Domestic</b>		
Steers 280-350kg		¢/kg lwt
Heifers 280-350kg		¢/kg lwt
<b>Export</b>		
Shortfed 100-120 DOF		¢/kg lwt
Mediumfed 120-220 DOF		¢/kg lwt
Longfed 220+ DOF		¢/kg lwt

State saleyard indicators				Queensland		NSW		Victoria		SA		Tasmania	
Category	Live weight	Muscle/Fat	Unit	26 Apr 2022	27 Apr 2021	26 Apr 2022	27 Apr 2021	26 Apr 2022	27 Apr 2021	26 Apr 2022	27 Apr 2021	26 Apr 2022	27 Apr 2021
Restocker Steer	200-280kg	C2	¢/kg lwt	665	530	658	490	nq	448	nq	nq	nq	nq
Feeder Steer	330-400kg	C2	¢/kg lwt	555	455	591	460	526	459	nq	383	nq	nq
Vealer Steer	280-330kg	C2	¢/kg lwt	nq	462	644	518	589	481	591	445	nq	nq
			¢/kg cwt	nq	888	1207	982	1098	894	1156	888	nq	nq
Trade Steer	330-400kg	C3	¢/kg lwt	nq	390	568	478	487	464	564	438	nq	nq
			¢/kg cwt	nq	722	1032	856	919	861	1119	854	nq	nq
Medium Steer	400-500kg	C3	¢/kg lwt	414	364	431	409	nq	413	492	429	nq	357
			¢/kg cwt	769	679	798	764	nq	773	984	838	nq	664
Heavy Steer	500-600kg	C4	¢/kg lwt	415	360	461	371	468	389	nq	nq	nq	nq
			¢/kg cwt	755	654	834	669	867	709	nq	nq	nq	nq
Medium Cow	400-520kg	D3	¢/kg lwt	330	280	329	281	309	299	nq	nq	nq	250
			¢/kg cwt	665	569	701	579	600	624	nq	nq	nq	510

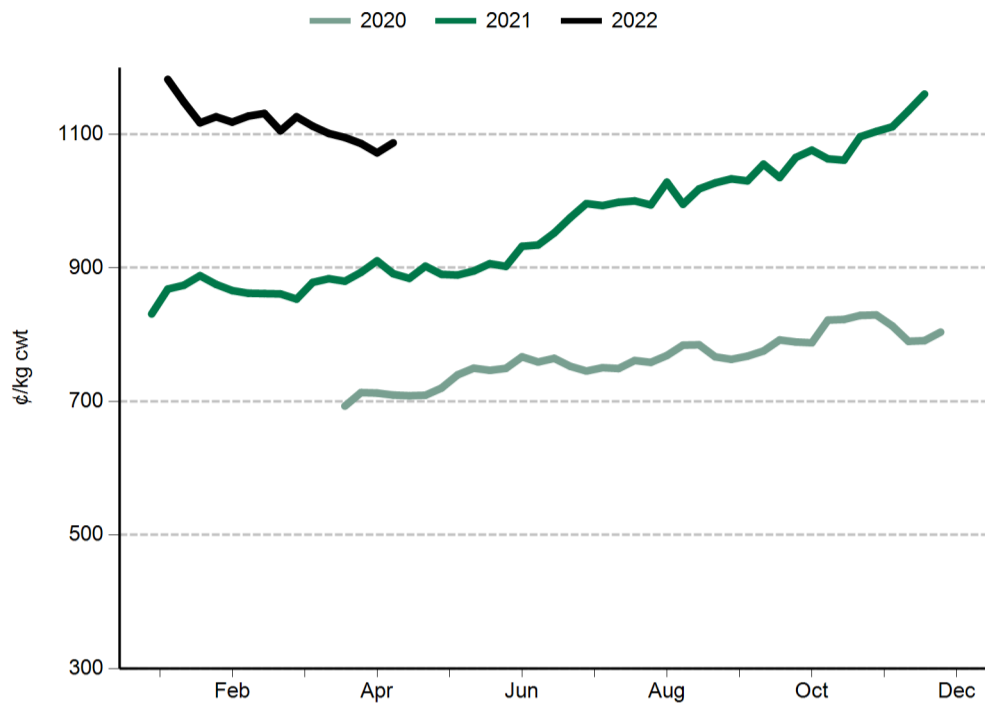
State over-the-hooks indicators				Queensland	NSW	Victoria	SA	Tasmania
Category	Carcase weight	Muscle	Unit	30 Apr 2021	30 Apr 2021	30 Apr 2021	30 Apr 2021	30 Apr 2021
Trade steer	240-260kg	A-C	¢/kg cwt	654	650	677	nq	551
Medium steer	260-280kg	A-C	¢/kg cwt	649	635	678	nq	595
Heavy steer	300-400kg	A-C	¢/kg cwt	659	646	684	nq	605
Medium cow	260-280kg	A-E	¢/kg cwt	555	555	530	569	497
MSA trade steer	240-260kg	A-C	¢/kg cwt	657	643	nq	605	nq

WA saleyard indicators	Unit	26 Apr 2022	27 Apr 2021
WYCI	¢/kg cwt	1141	944
Medium Steer	¢/kg lwt	435	427
Medium Cow	¢/kg lwt	322	288

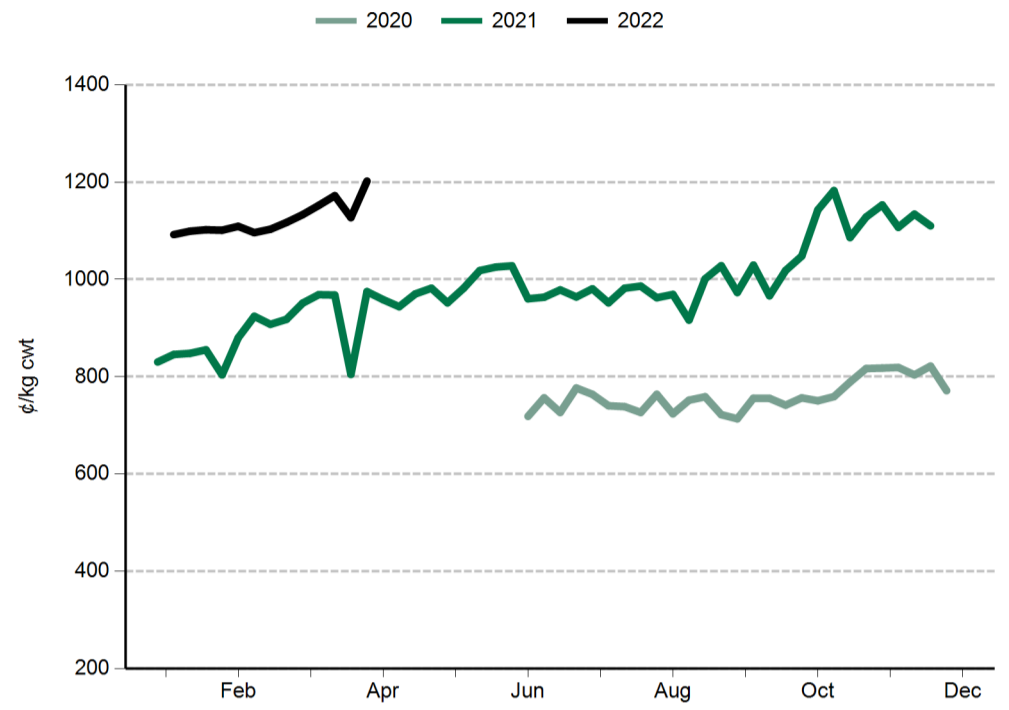
WA over-the-hooks indicators	Unit	30 Apr 2021
Grassfed yearling	¢/kg cwt	nq
Grainfed yearling	¢/kg cwt	nq
MSA yearling	¢/kg cwt	nq

Live Export Price Quotes			Unit	15 Apr 2022	23 Apr 2021
Light Steer	260 - 360 kg	Townsville	¢/kg lwt	nq	400
	260 - 360 kg	Darwin	¢/kg lwt	470	nq
Light Heifer	260 - 360 kg	Townsville	¢/kg lwt	nq	375
	260 - 360 kg	Darwin	¢/kg lwt	440	nq

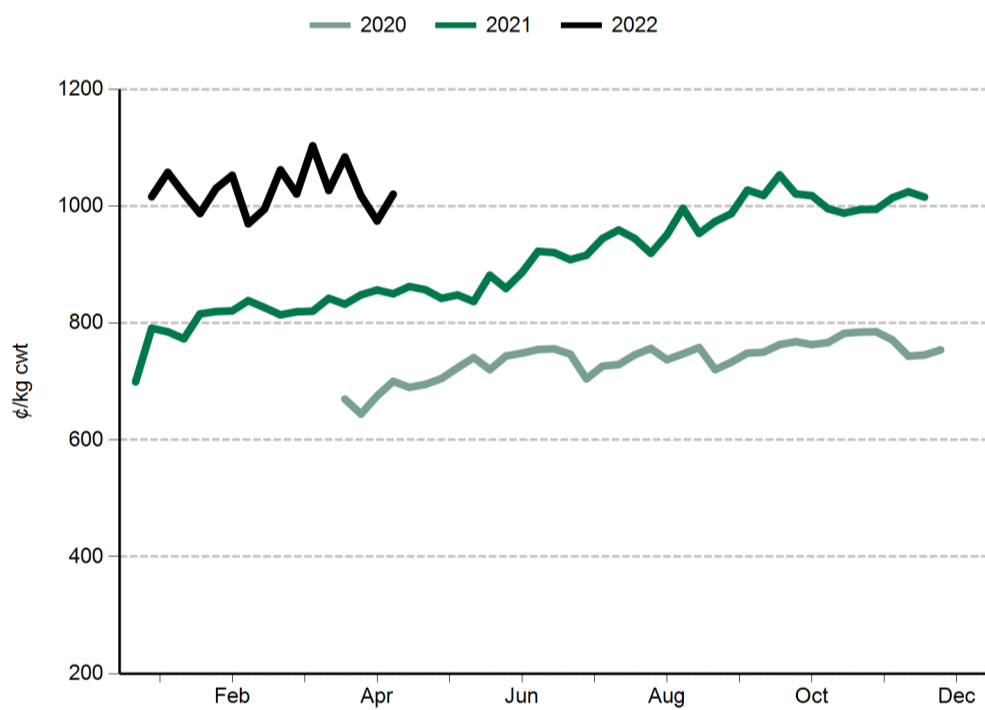
**Eastern Young Cattle Indicator (EYCI)**



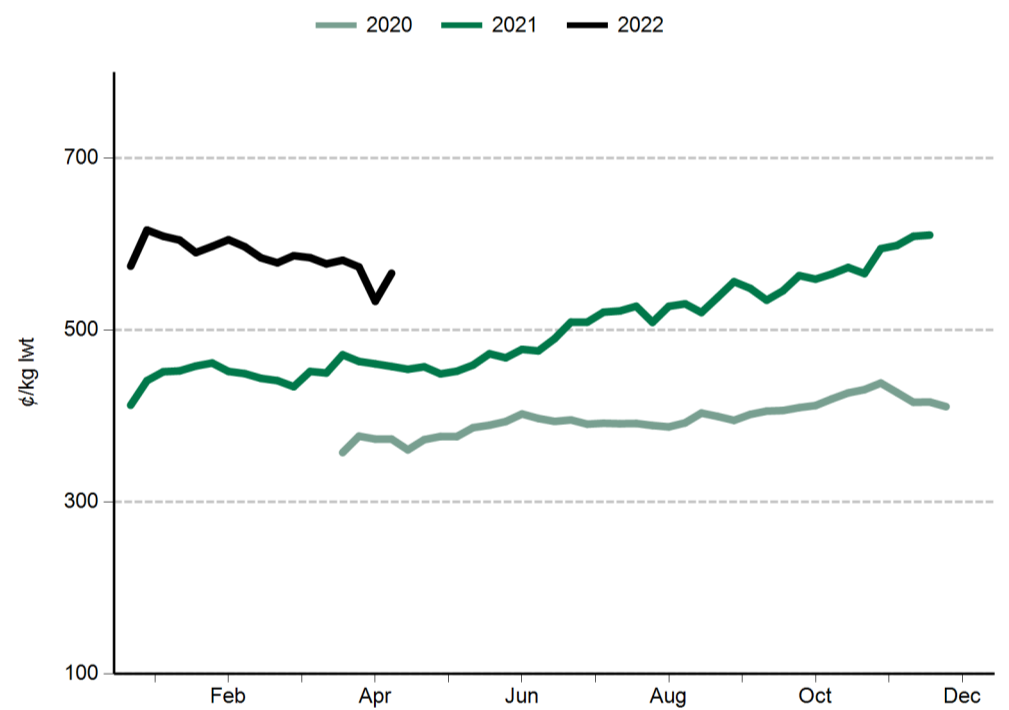
**Western Young Cattle Indicator (WYCI)**



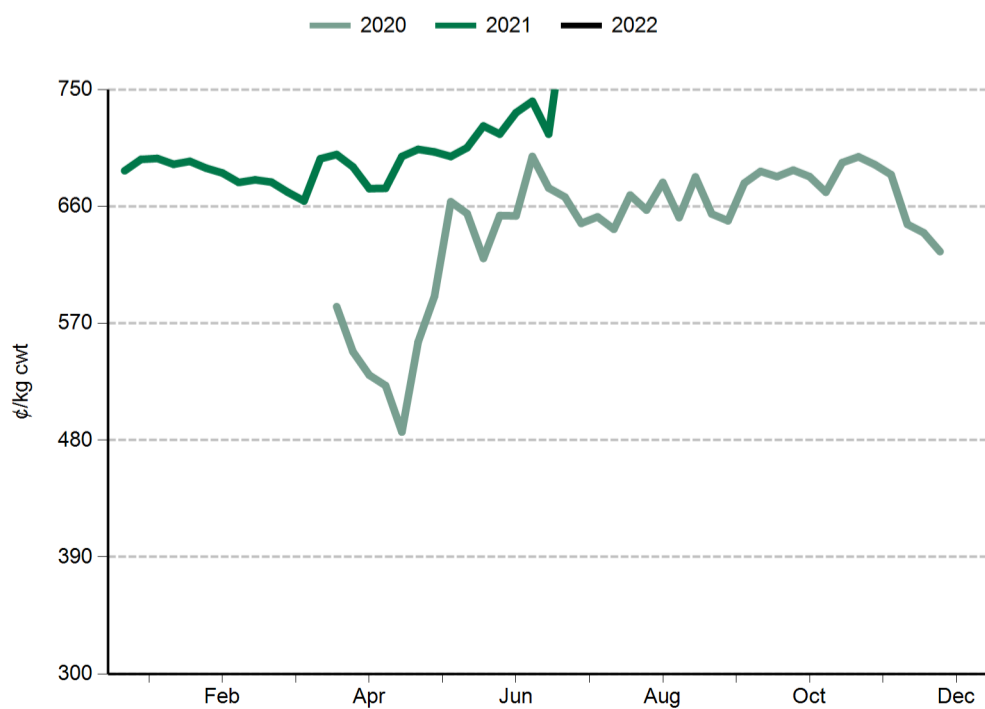
**Trade steer**



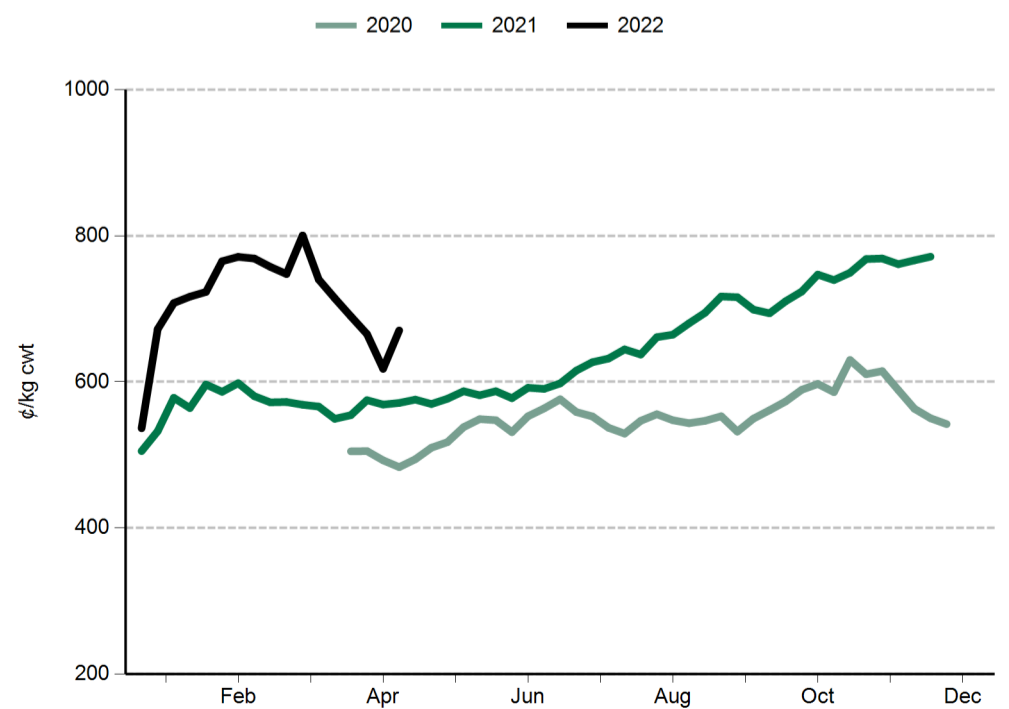
**Feeder steer**



**Heavy steer**



**Medium cow**



#### Sheep and lamb prices

Eastern States Trade Lamb Indicator (¢/kg cwt)	26 Apr 2022	27 Apr 2021
ESTLI	779	807

National saleyard sheep and lamb indicators (¢/kg cwt)		26 Apr 2022	27 Apr 2021
Merino lamb	16-22kg	724	771
Restocker/feeder lamb	0-18kg	853	877
Light lamb	12-18kg	775	789
Trade lamb	18-22kg	769	795
Heavy lamb	22+kg	770	776
Mutton	18-24kg	587	626

National OTH sheep and lamb indicators (¢/kg cwt)		30 Apr 2021
Medium trade lamb	18-20kg	765
Heavy trade lamb	20-22kg	765
Heavy lamb	22-24kg	764
Mutton	18-24kg	637

State saleyard sheep and lamb indicators (¢/kg cwt)		Victoria		NSW		SA		WA		Tasmania	
		26 Apr 2022	27 Apr 2021	26 Apr 2022	27 Apr 2021	26 Apr 2022	27 Apr 2021	26 Apr 2022	27 Apr 2021	26 Apr 2022	27 Apr 2021
Merino lamb	16-22kg	703	771	749	780	725	771	675	748	nq	nq
Restocker/feeder lamb	0-18kg	837	943	934	1013	836	943	nq	701	636	695
Light lamb	12-18kg	793	861	790	872	868	861	648	726	703	745
Trade lamb	18-22kg	773	822	789	807	719	822	598	735	nq	781
Heavy lamb	22+kg	758	785	783	777	716	785	729	754	663	723
Mutton	18-24kg	589	657	598	638	575	657	485	559	574	702

Over-the-hooks sheep and lamb indicators (¢/kg cwt)		Victoria	NSW	SA	WA	Tasmania
		30 Apr 2021	30 Apr 2021	30 Apr 2021	30 Apr 2021	30 Apr 2021
Medium trade lamb	18-20kg	774	753	783	750	nq
Heavy trade lamb	20-22kg	774	753	783	750	nq
Heavy lamb	22-24kg	768	753	783	750	nq
Mutton	18-24kg	662	655	627	603	nq

Live export price quotes (A\$/head)		19 Apr 2022	27 Apr 2021
Live wether	Muchea	nq	nq

#### Glossary:

**cwt** – carcase weight

**lwt** – live weight

**OTH** – over-the-hooks. Refers to the marketing of cattle/sheep/lambs directly from the farm to an abattoir where a producer is paid for the value of the carcase based on a sliding grid.

**CIF** – Cost, insurance, freight. The quoted price for the goods including freight and insurance costs delivered to final destination.

**C&F** – Cost and freight. Refers to the quoted price for the goods, including freight to the delivery point, but not insurance.

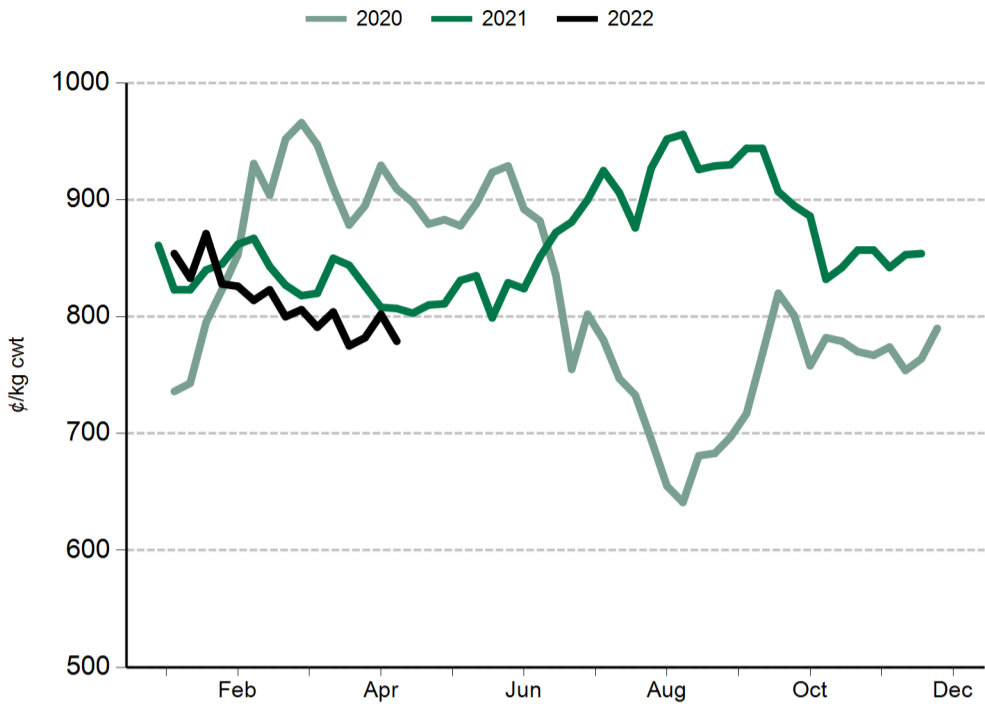
**FAS** – Free alongside ship. Refers to export price quotes where the seller is obliged to pay warehouse services, packing, inland freight and port charges, but not placement of goods onto the ship. The buyer is obliged to pay overseas freight, charges in foreign port, customs duties, quarantine and delivery to final destination. (See also 'FOB').

**EYCI** – Eastern Young Cattle Indicator. A seven day rolling average from 24 saleyards across NSW, Victoria and Queensland. It includes vealer and yearling heifers and steers, grade score C2 or C3, with live weight from 200kg.

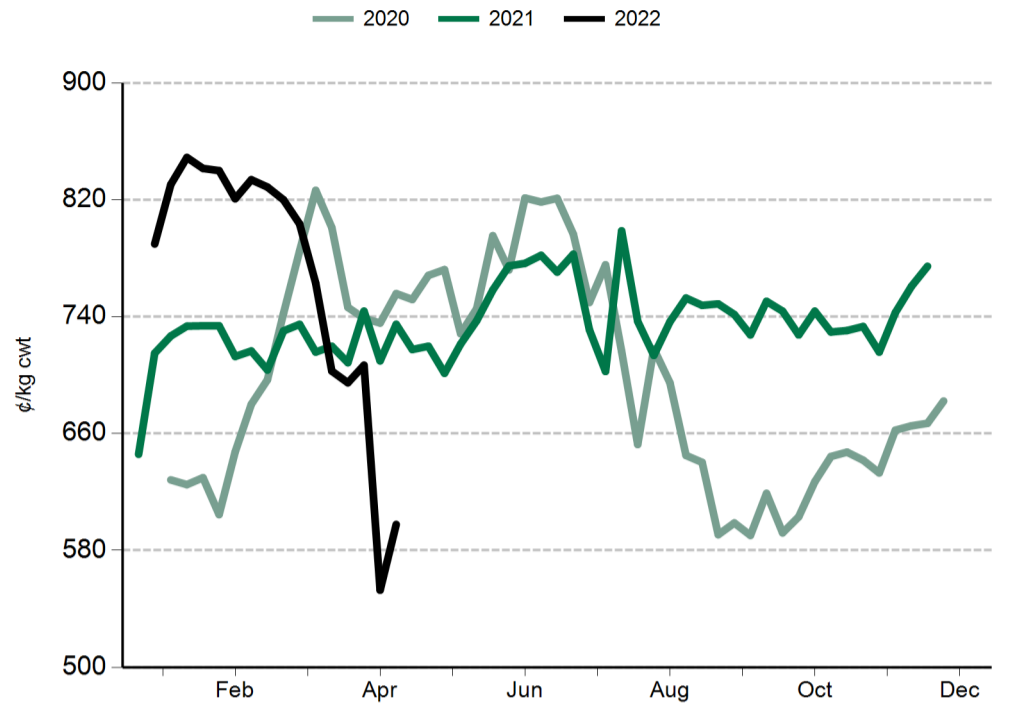
**WYCI** – Western Young Cattle Indicator. A benchmark of the value of young cattle in WA saleyards. It includes vealer and yearling heifers and steers, grade score C2 or C3, 180kg+ live weight.

**All data is collected by MLA's NLRS, unless specified otherwise.**

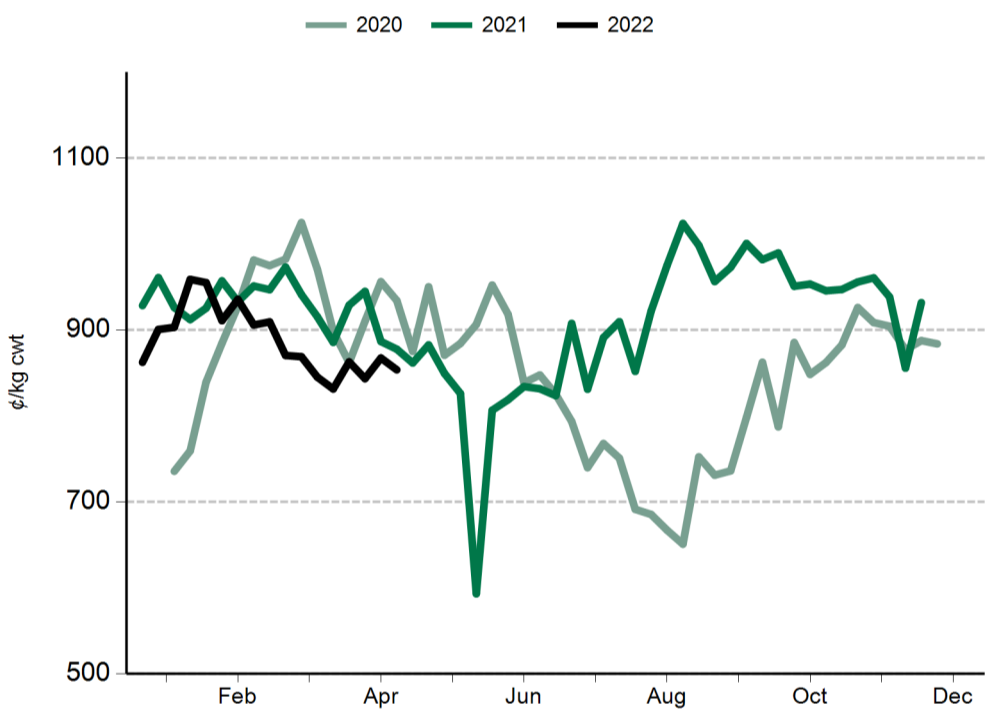
**Eastern States Trade Lamb Indicator (ESTLI)**



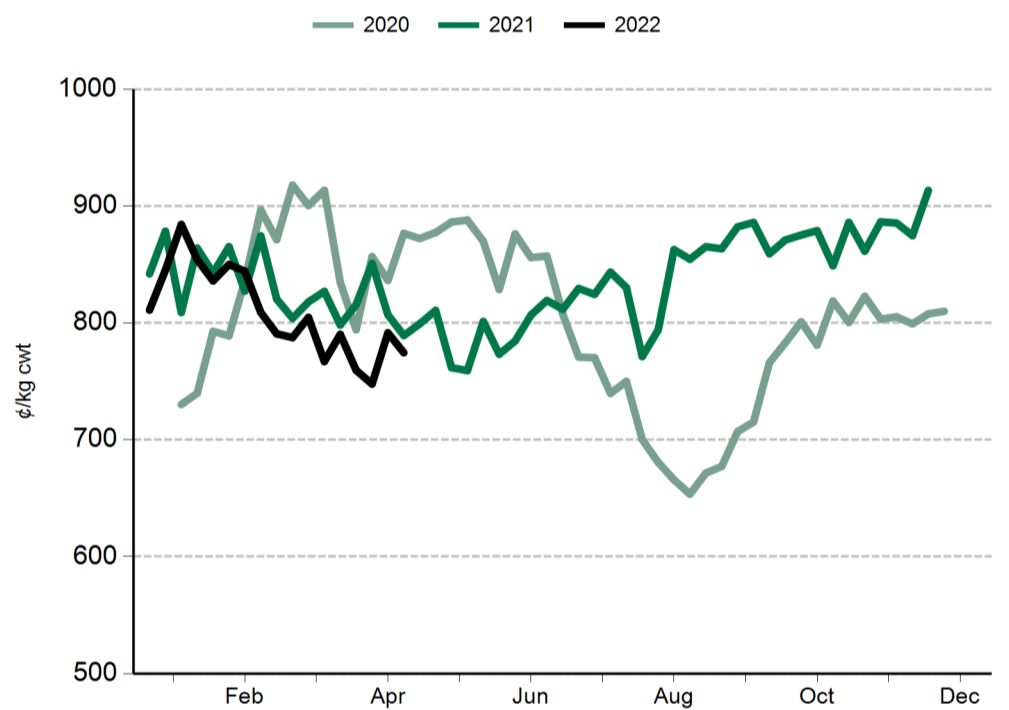
**Western Trade Lamb Indicator (WTLI)**



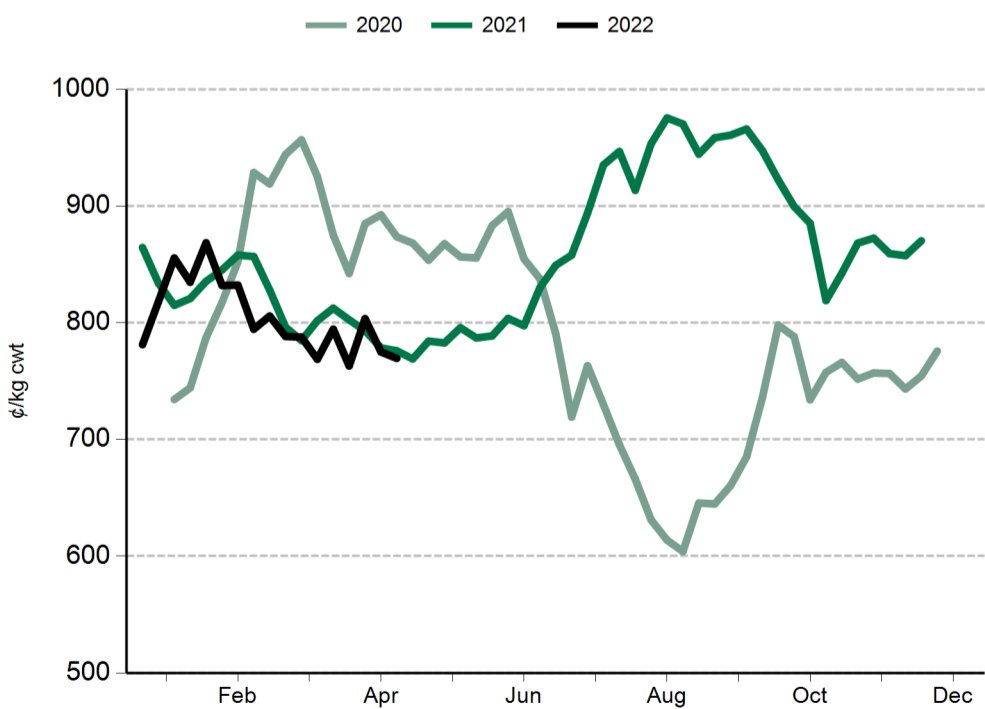
**Restocker lamb**



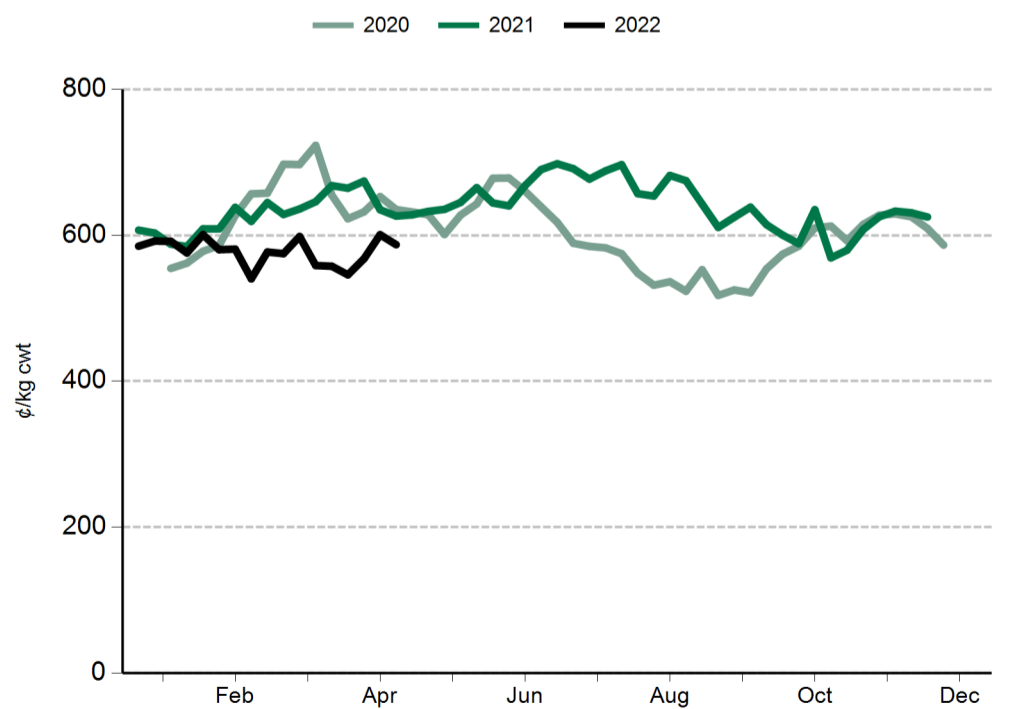
**Light lamb**



**Heavy lamb**



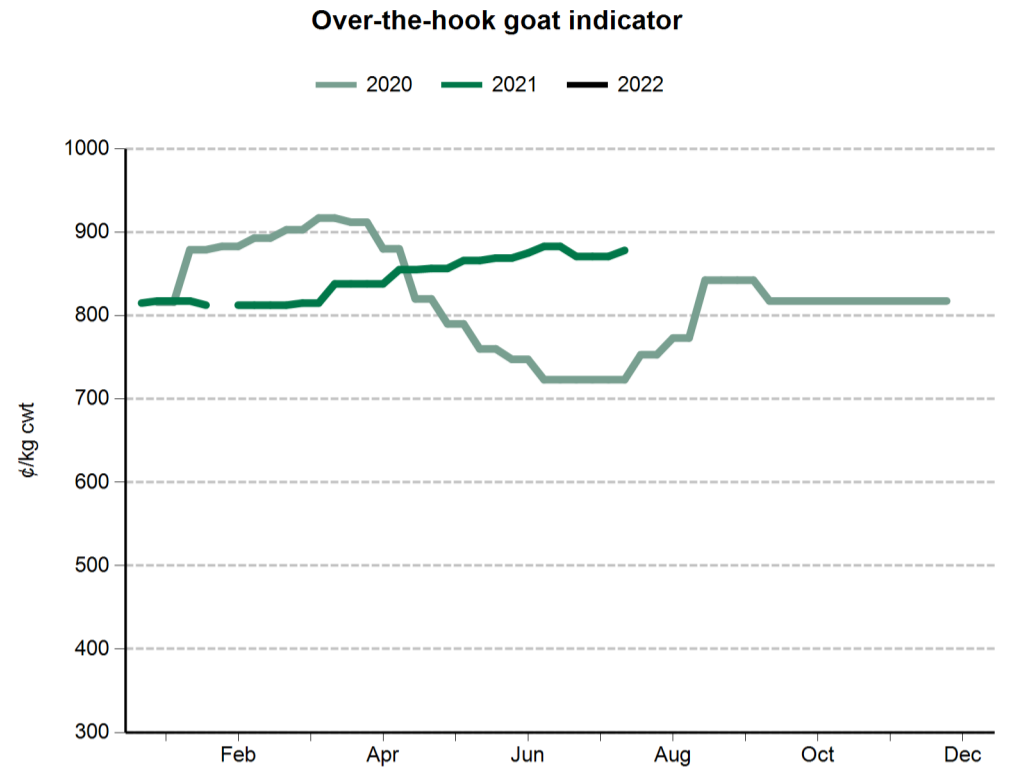
**Mutton**



#### General statistics

Over-the-hooks goat indicators (A¢/kg cwt)	30 Apr 2021
8.1-10kg	872
10.1-12kg	855
12.1-16kg	855
16.1-20kg	850
20.1kg+	819

#### Skin indicators - Lambs



Grain prices - Darling Downs (A\$/tonne)	22 Apr 2022	15 Apr 2022	23 Apr 2021
Wheat	398	395	312
Barley	367	367	285
Sorghum	340	365	303
Grain prices - Riverina (A\$/tonne)			
Wheat	nq	nq	280
Barley	345	345	243

Source: Profarmer Australia

#### PLEASE NOTE

MLA no longer reports on fodder prices, tallow prices or the EMI on a weekly basis.

These can be accessed separately through these links:

- [Fodder prices \(Dairy Australia\)](#)
- [Tallow prices \(MLA monthly co-product report\)](#)
- [EMI \(AWEX\)](#)

US imported beef prices (CIF)		23 Apr 2021
Bull 95CL	US¢/lb	264.5
	A¢/kg	751.3
Cow 90CL	US¢/lb	245.5
	A¢/kg	697.3
CC/CF 85CL	US¢/lb	228.5
	A¢/kg	649.0
Shank 90CL	US¢/lb	250.0
	A¢/kg	710.1
Trim 85CL	US¢/lb	227.5
	A¢/kg	646.2
Trim 80CL	US¢/lb	200.0
	A¢/kg	568.1
Trim 75CL	US¢/lb	175.0
	A¢/kg	497.0
Trim 65CL	US¢/lb	nq
	A¢/kg	nq
Outside flats	US¢/lb	nq
	A¢/kg	nq
Knuckles	US¢/lb	292.5
	A¢/kg	830.8
Inside cap off	US¢/lb	342.5
	A¢/kg	972.8

Source: Steiner Consulting Group

