

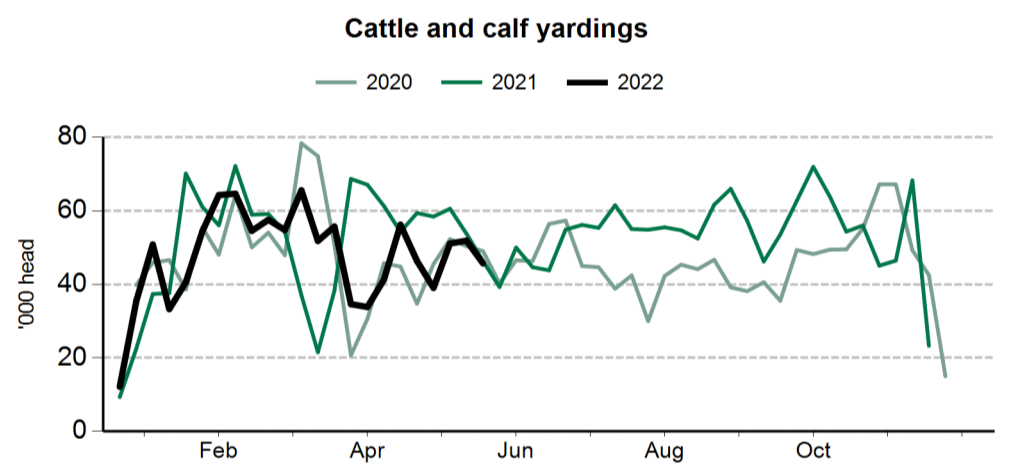
The following weekly statistical summary includes the following information:

- **Livestock movements**.....pages 1-2
 - Cattle yardings
 - Sheep yardings
 - Cattle slaughter
 - Sheep, lamb and goat slaughter
- **Cattle price indicators**.....pages 3-4
 - Saleyard indicators
 - Over-the-hook indicators
 - Live export indicators
- **Sheep and lamb indicators**.....pages 5-6
 - Saleyard indicators
 - Over-the-hook indicators
 - Live export indicators
- **General statistics**.....page 7
 - Over-the-hook goat indicators
 - Skin price indicators
 - Weekly US imported beef indicators

Cattle movements

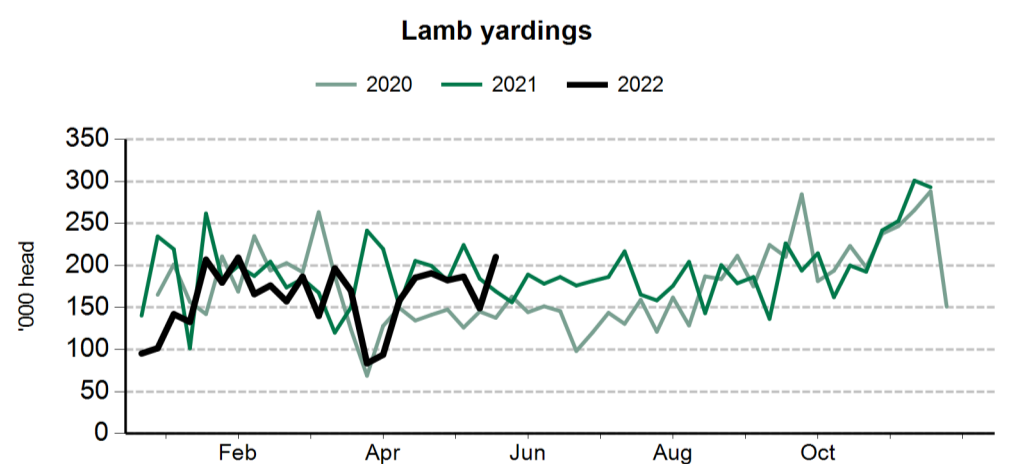
Cattle saleyard throughput		10 Jun 2022	3 Jun 2022	11 Jun 2021
Queensland	Cattle	8,047	11,538	14,015
NSW	Cattle	4,253	14,971	7,972
Victoria	Cattle	2,505	5,516	5,651
SA	Cattle	694	1,122	1,108
WA	Cattle	421	229	927
Tasmania	Cattle	98	156	26

Cattle slaughter		11 Jun 2021
Queensland	Cattle	51,297
	Calves	27
NSW	Cattle	24,386
	Calves	822
Victoria	Cattle	11,276
	Calves	3,637
SA	Cattle	2,631
	Calves	5
Tasmania	Cattle	4,689
	Calves	85

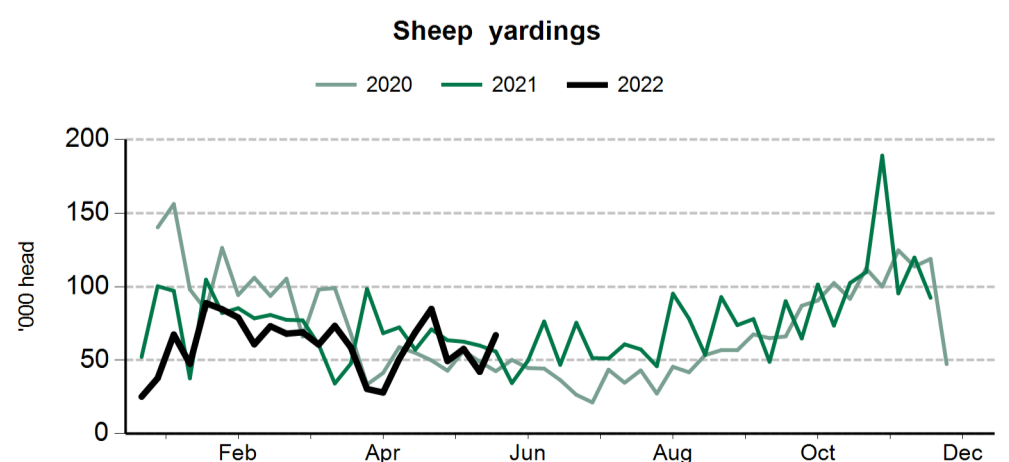


Smallstock movements

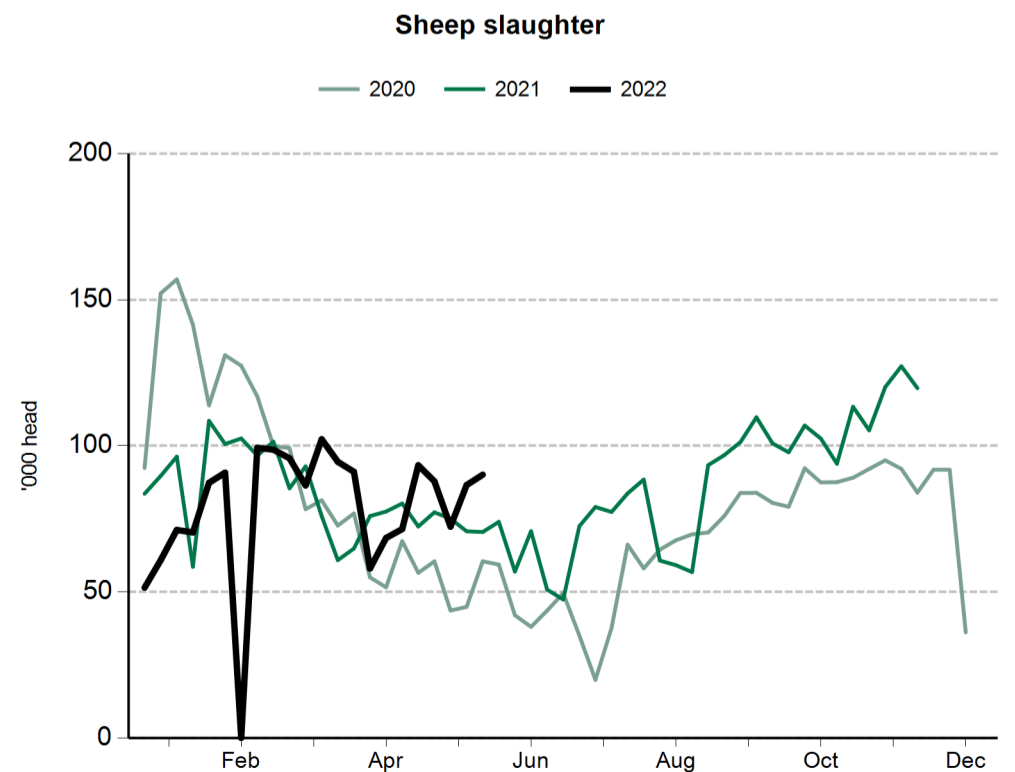
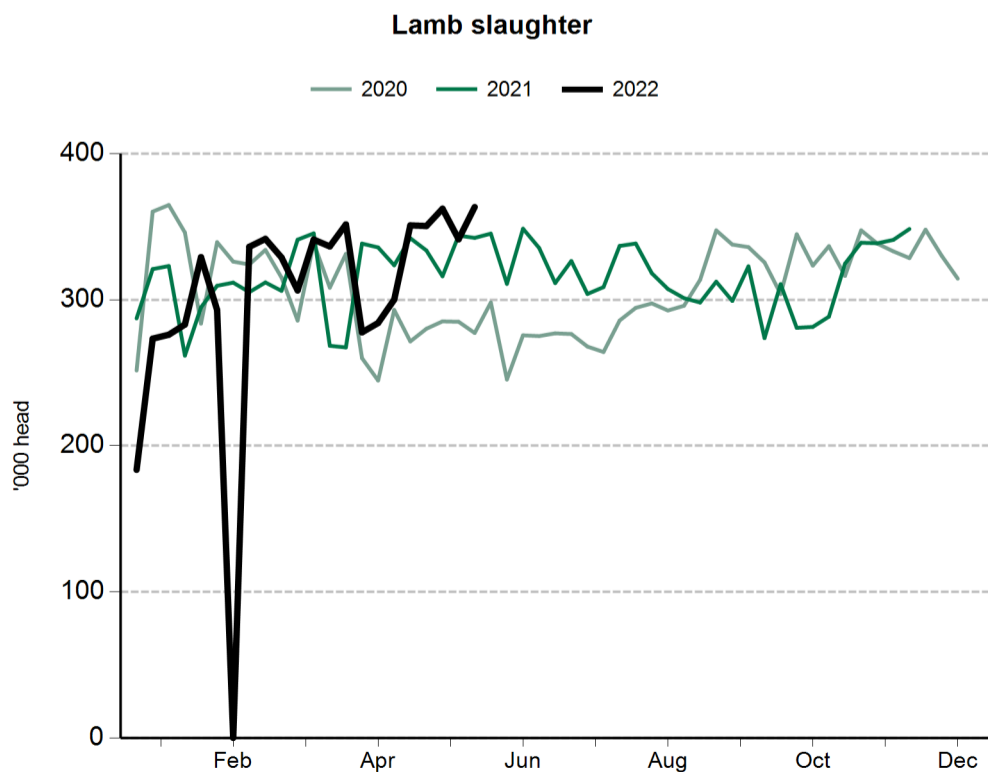
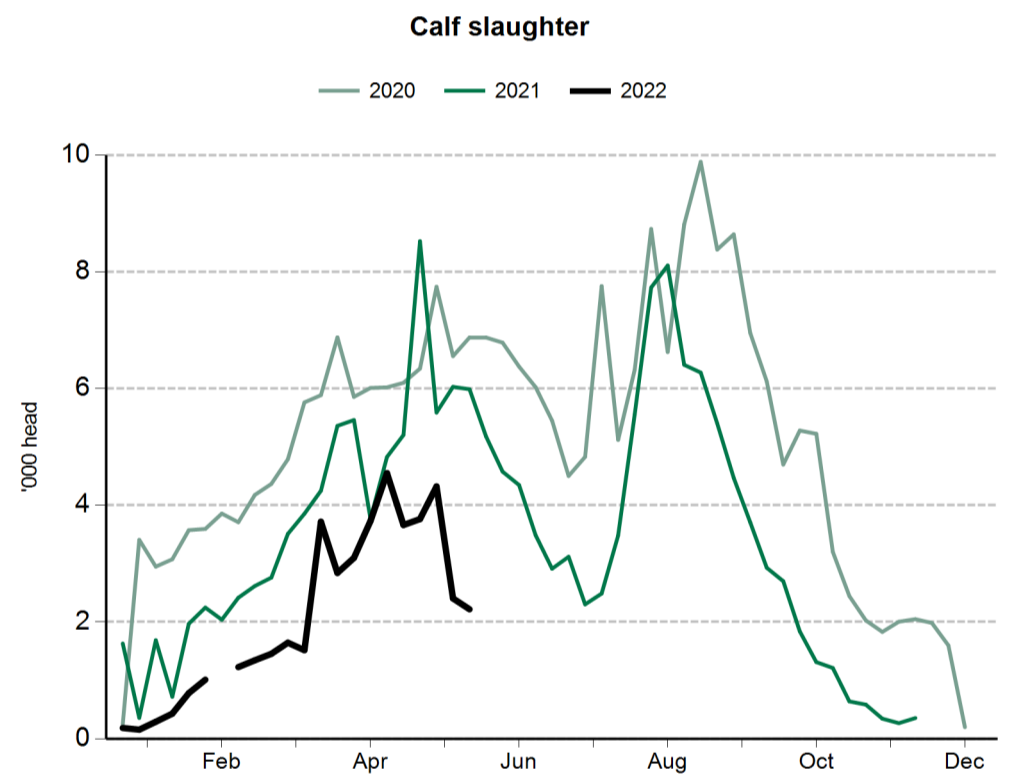
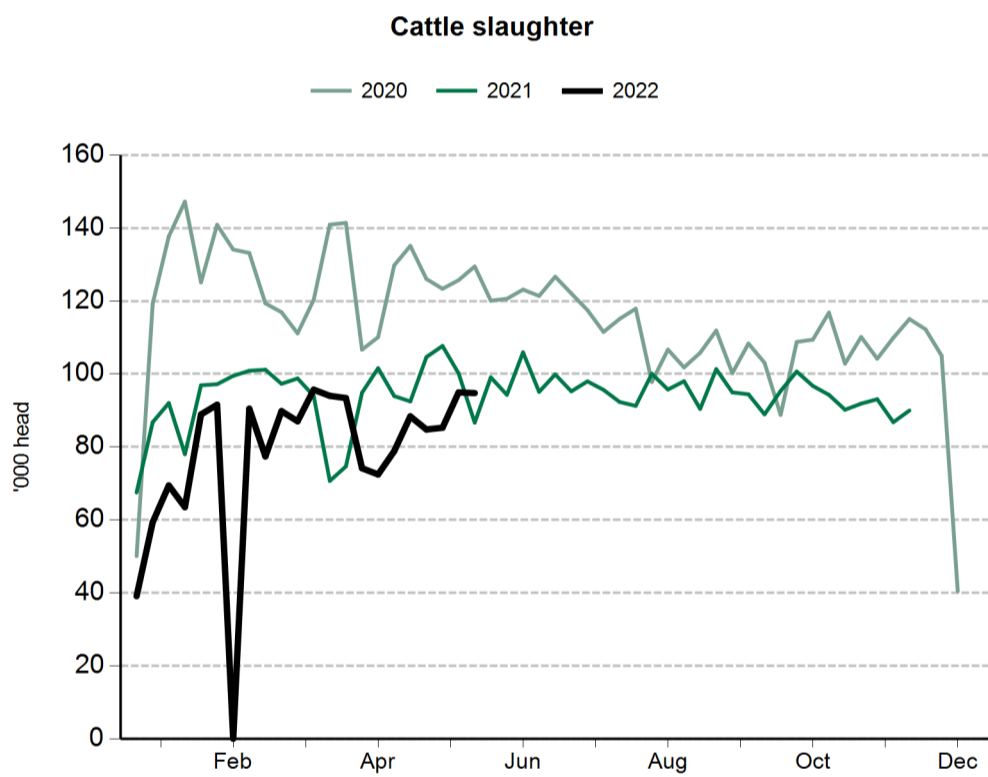
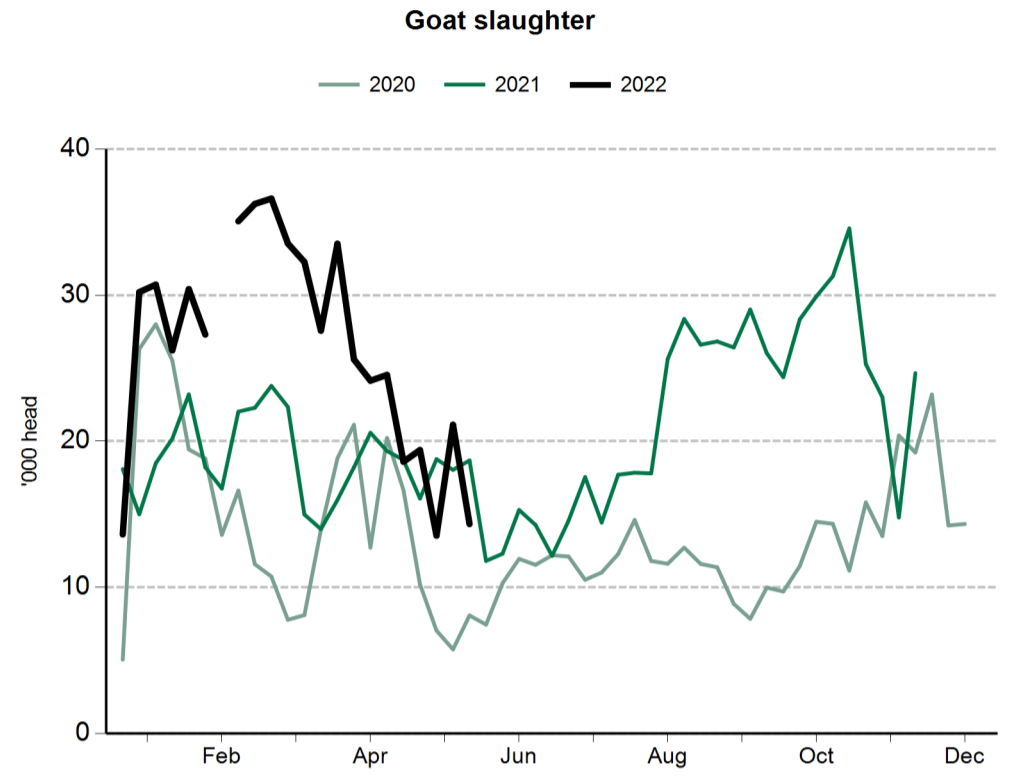
Sheep and lamb saleyard throughput		10 Jun 2022	3 Jun 2022	11 Jun 2021
NSW	Lambs	20,900	126,342	94,810
	Sheep	2,950	36,166	15,050
Victoria	Lambs	25,318	70,510	41,160
	Sheep	6,785	23,709	11,744
SA	Lambs	6,950	6,985	8,470
	Sheep	1,128	2,094	2,205
WA	Lambs	4,372	3,643	10,201
	Sheep	1,776	3,725	4,446
Tasmania	Lambs	1,503	1,383	1,064
	Sheep	994	1,129	784



Sheep and lamb slaughter		11 Jun 2021
Queensland	Lambs	1,553
	Sheep	1,427
NSW	Lambs	103,022
	Sheep	27,433
Victoria	Lambs	149,715
	Sheep	24,907
SA	Lambs	51,381
	Sheep	2,244
Tasmania	Lambs	5,175
	Sheep	899



Goat slaughter		11 Jun 2021
Queensland	Goats	6,400
NSW	Goats	852
Victoria	Goats	2,842
SA	Goats	2,197
Tasmania	Goats	nq



Cattle prices

National saleyard indicators		Live weight	Muscle/Fat	Unit	14 Jun 2022	15 Jun 2021
Restocker Steer	200-280kg	C2	¢/kg lwt	682	544	
Feeder Steer	330-400kg	C2	¢/kg lwt	579	467	
Vealer Steer	280-330kg	C2	¢/kg lwt	636	535	
			¢/kg cwt	1200	991	
Trade Steer	330-400kg	C3	¢/kg lwt	579	473	
			¢/kg cwt	1072	859	
Medium Steer	400-500kg	C3	¢/kg lwt	471	400	
			¢/kg cwt	884	742	
Heavy Steer	500-600kg	C4	¢/kg lwt	464	395	
			¢/kg cwt	848	716	
Medium Cow	400-520kg	D3	¢/kg lwt	347	281	
			¢/kg cwt	709	578	
Eastern Young Cattle Indicator (EYCI)				¢/kg cwt	1111.00	902

Eastern states OTH indicators		Carcase weight	Muscle	Unit	18 Jun 2021
Trade steer	240-260kg	A-C	¢/kg cwt	654	
Medium steer	260-280kg	A-C	¢/kg cwt	668	
Heavy steer	300-400kg	A-C	¢/kg cwt	675	
Medium cow	260-280kg	A-E	¢/kg cwt	568	
MSA trade steer	240-260kg	A-C	¢/kg cwt	668	

Feeder cattle indicators - paddock sales		Unit
Domestic		Unit
Steers 280-350kg		¢/kg lwt
Heifers 280-350kg		¢/kg lwt
Export		Unit
Shortfed 100-120 DOF		¢/kg lwt
Mediumfed 120-220 DOF		¢/kg lwt
Longfed 220+ DOF		¢/kg lwt

State saleyard indicators				Queensland		NSW		Victoria		SA		Tasmania
Category	Live weight	Muscle/Fat	Unit	14 Jun 2022	15 Jun 2021	14 Jun 2022	15 Jun 2021	14 Jun 2022	15 Jun 2021	14 Jun 2022	15 Jun 2021	15 Jun 2021
Restocker Steer	200-280kg	C2	¢/kg lwt	690	545	556	482	nq	nq	nq	518	nq
Feeder Steer	330-400kg	C2	¢/kg lwt	578	464	579	476	529	464	nq	471	nq
Vealer Steer	280-330kg	C2	¢/kg lwt	nq	400	638	538	609	467	nq	nq	380
			¢/kg cwt	nq	769	1202	987	1154	864	nq	nq	704
Trade Steer	330-400kg	C3	¢/kg lwt	nq	nq	564	476	nq	484	598	420	nq
			¢/kg cwt	nq	nq	1027	849	nq	897	1129	840	nq
Medium Steer	400-500kg	C3	¢/kg lwt	422	379	466	405	509	398	nq	392	nq
			¢/kg cwt	793	692	866	758	963	746	nq	731	nq
Heavy Steer	500-600kg	C4	¢/kg lwt	436	376	464	413	486	nq	nq	nq	nq
			¢/kg cwt	808	679	841	753	900	nq	nq	nq	nq
Medium Cow	400-520kg	D3	¢/kg lwt	350	279	341	299	360	316	nq	nq	nq
			¢/kg cwt	712	575	714	619	719	651	nq	nq	nq

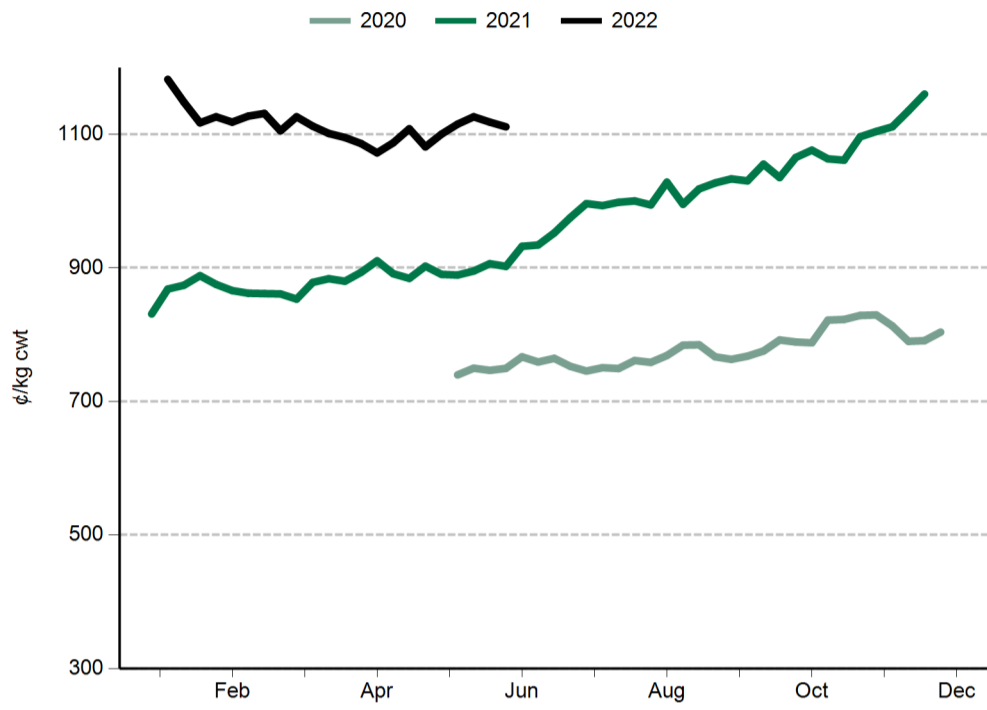
State over-the-hooks indicators				Queensland	NSW	Victoria	SA	Tasmania
Category	Carcase weight	Muscle	Unit	18 Jun 2021	18 Jun 2021	18 Jun 2021	18 Jun 2021	18 Jun 2021
Trade steer	240-260kg	A-C	¢/kg cwt	666	673	712	nq	566
Medium steer	260-280kg	A-C	¢/kg cwt	663	675	712	nq	620
Heavy steer	300-400kg	A-C	¢/kg cwt	673	688	719	nq	620
Medium cow	260-280kg	A-E	¢/kg cwt	585	567	547	615	525
MSA trade steer	240-260kg	A-C	¢/kg cwt	682	676	nq	645	nq

WA saleyard indicators		Unit	14 Jun 2022	15 Jun 2021
WYCI		¢/kg cwt	1075	1028
Medium Steer		¢/kg lwt	524	495
Medium Cow		¢/kg lwt	284	290

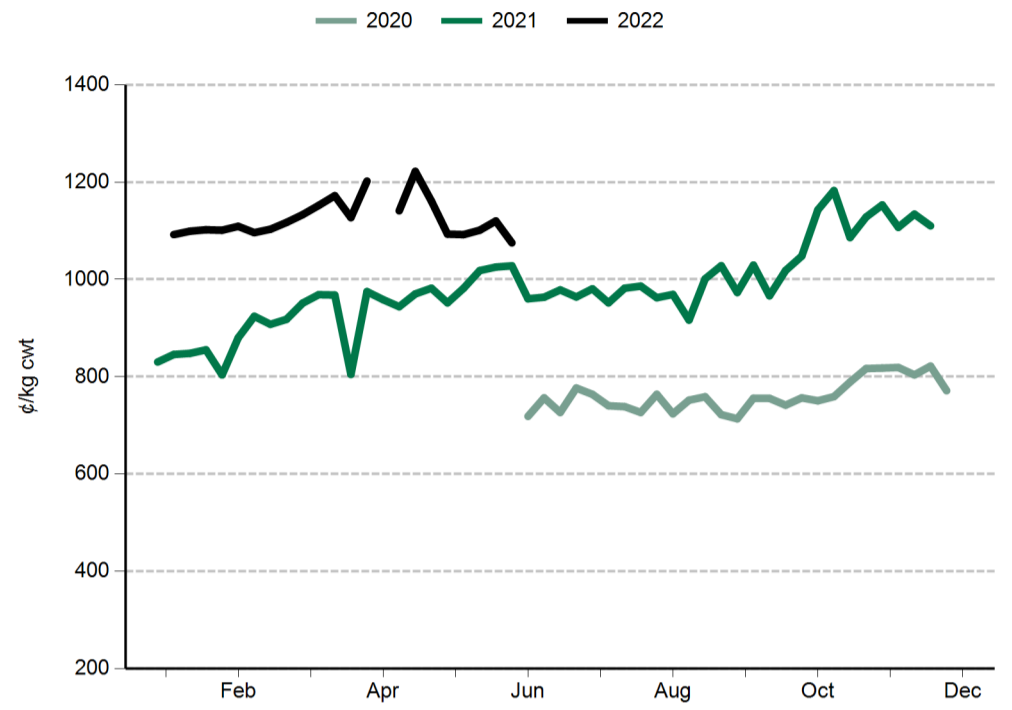
WA over-the-hooks indicators		Unit
Grassfed yearling		¢/kg cwt
Grainfed yearling		¢/kg cwt
MSA yearling		¢/kg cwt

Live Export Price Quotes			Unit	3 Jun 2022	11 Jun 2021
Light Steer	260 - 360 kg	Townsville	¢/kg lwt	nq	400
	260 - 360 kg	Darwin	¢/kg lwt	nq	nq
Light Heifer	260 - 360 kg	Townsville	¢/kg lwt	nq	375
	260 - 360 kg	Darwin	¢/kg lwt	nq	nq

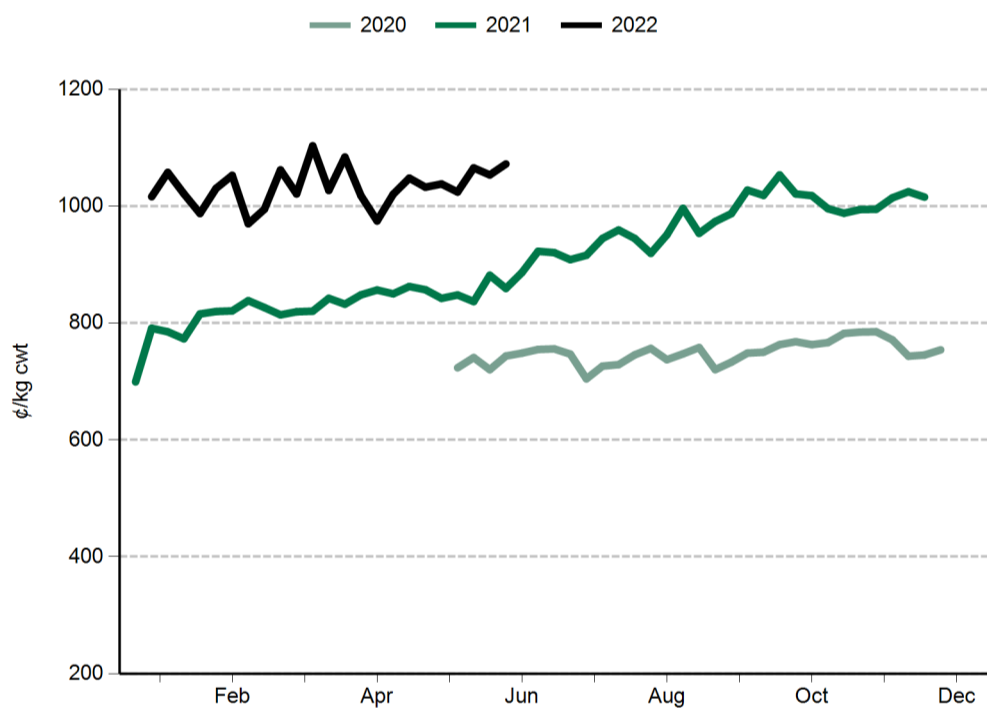
Eastern Young Cattle Indicator (EYCI)



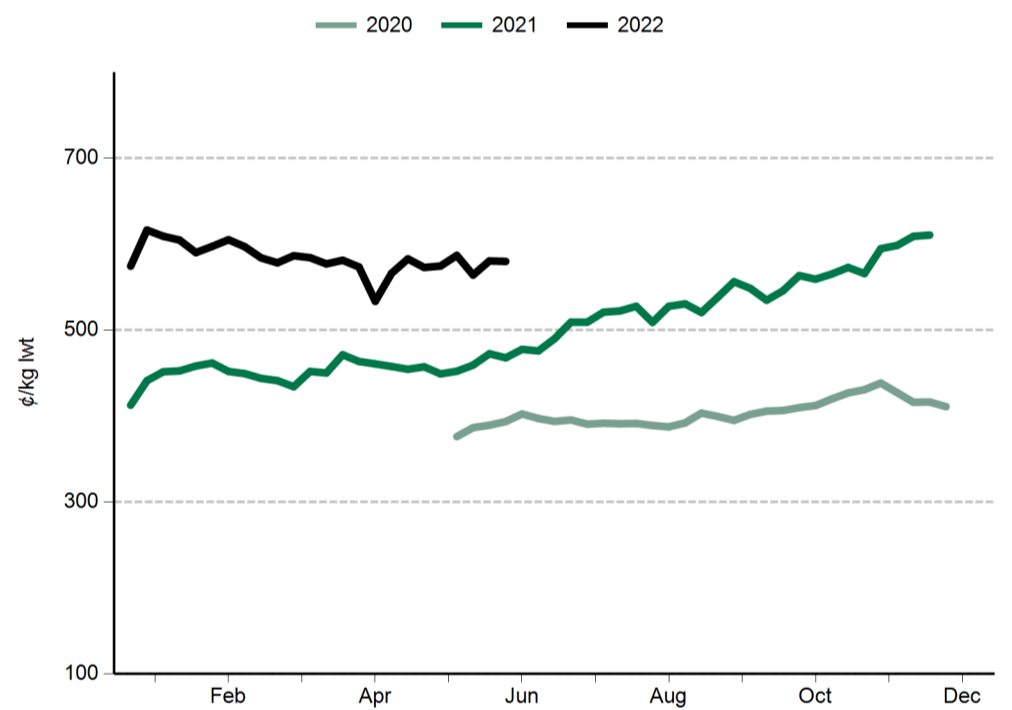
Western Young Cattle Indicator (WYCI)



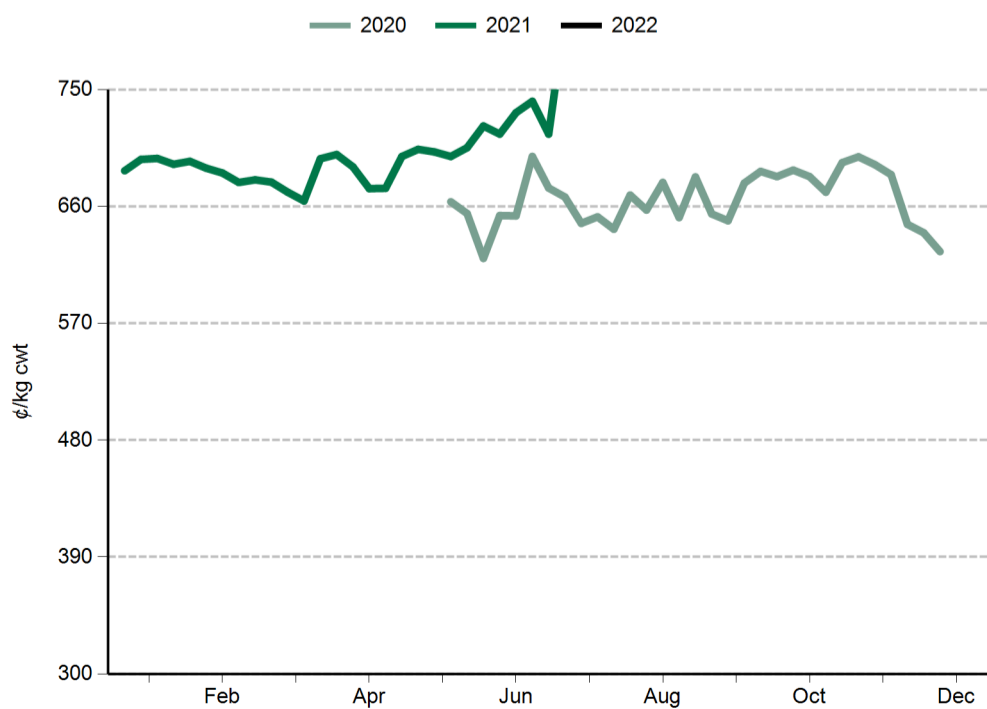
Trade steer



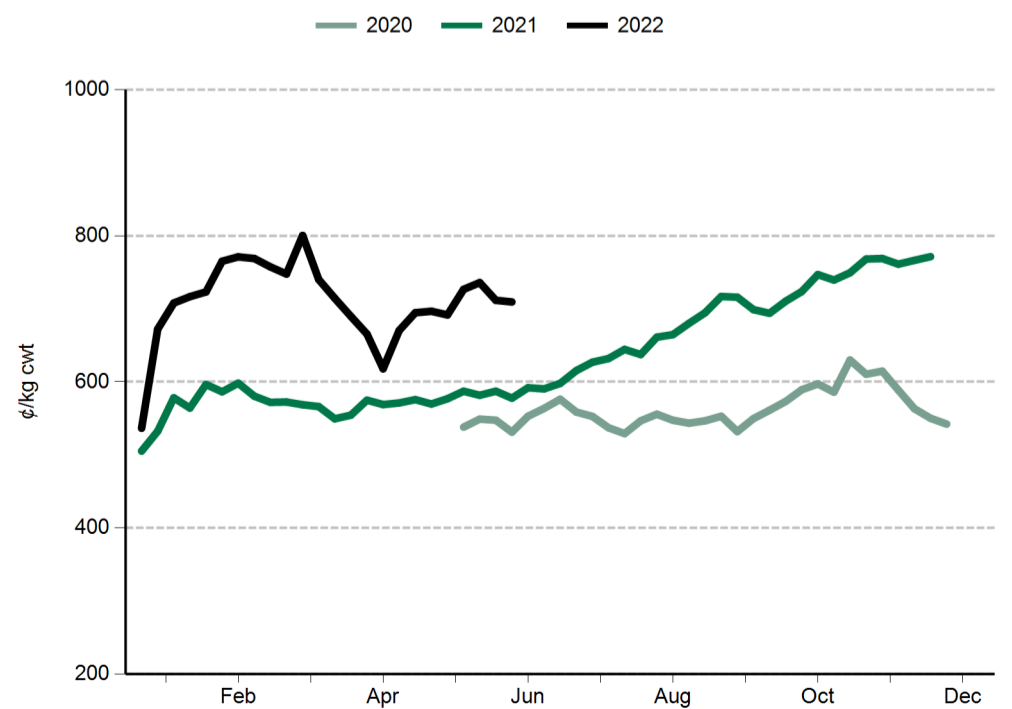
Feeder steer



Heavy steer



Medium cow



Sheep and lamb prices

Eastern States Trade Lamb Indicator (¢/kg cwt)	14 Jun 2022	15 Jun 2021
ESTLI	770	829

National saleyard sheep and lamb indicators (¢/kg cwt)		14 Jun 2022	15 Jun 2021
Merino lamb	16-22kg	729	727
Restocker/feeder lamb	0-18kg	753	819
Light lamb	12-18kg	742	785
Trade lamb	18-22kg	767	816
Heavy lamb	22+kg	774	804
Mutton	18-24kg	637	640

National OTH sheep and lamb indicators (¢/kg cwt)		18 Jun 2021
Medium trade lamb	18-20kg	758
Heavy trade lamb	20-22kg	758
Heavy lamb	22-24kg	759
Mutton	18-24kg	646

State saleyard sheep and lamb indicators (¢/kg cwt)		Victoria		NSW		SA		WA		Tasmania	
		14 Jun 2022	15 Jun 2021	14 Jun 2022	15 Jun 2021	14 Jun 2022	15 Jun 2021	14 Jun 2022	15 Jun 2021	14 Jun 2022	15 Jun 2021
Merino lamb	16-22kg	752	755	728	721	766	722	616	772	nq	nq
Restocker/feeder lamb	0-18kg	757	811	799	845	840	869	472	743	497	865
Light lamb	12-18kg	753	769	737	793	848	782	569	791	638	763
Trade lamb	18-22kg	767	816	767	847	786	756	654	775	759	723
Heavy lamb	22+kg	788	818	772	804	766	763	649	789	714	714
Mutton	18-24kg	685	650	645	646	636	641	451	589	662	677

Over-the-hooks sheep and lamb indicators (¢/kg cwt)		Victoria	NSW	SA	WA	Tasmania
		18 Jun 2021	18 Jun 2021	18 Jun 2021	18 Jun 2021	18 Jun 2021
Medium trade lamb	18-20kg	761	726	767	780	nq
Heavy trade lamb	20-22kg	761	726	767	780	nq
Heavy lamb	22-24kg	761	726	767	780	nq
Mutton	18-24kg	658	673	638	617	nq

Live export price quotes (A\$/head)		7 Jun 2022	15 Jun 2021
Live wether	Muchea	nq	nq

Glossary:

cwt – carcase weight

lwt – live weight

OTH – over-the-hooks. Refers to the marketing of cattle/sheep/lambs directly from the farm to an abattoir where a producer is paid for the value of the carcase based on a sliding grid.

CIF – Cost, insurance, freight. The quoted price for the goods including freight and insurance costs delivered to final destination.

C&F – Cost and freight. Refers to the quoted price for the goods, including freight to the delivery point, but not insurance.

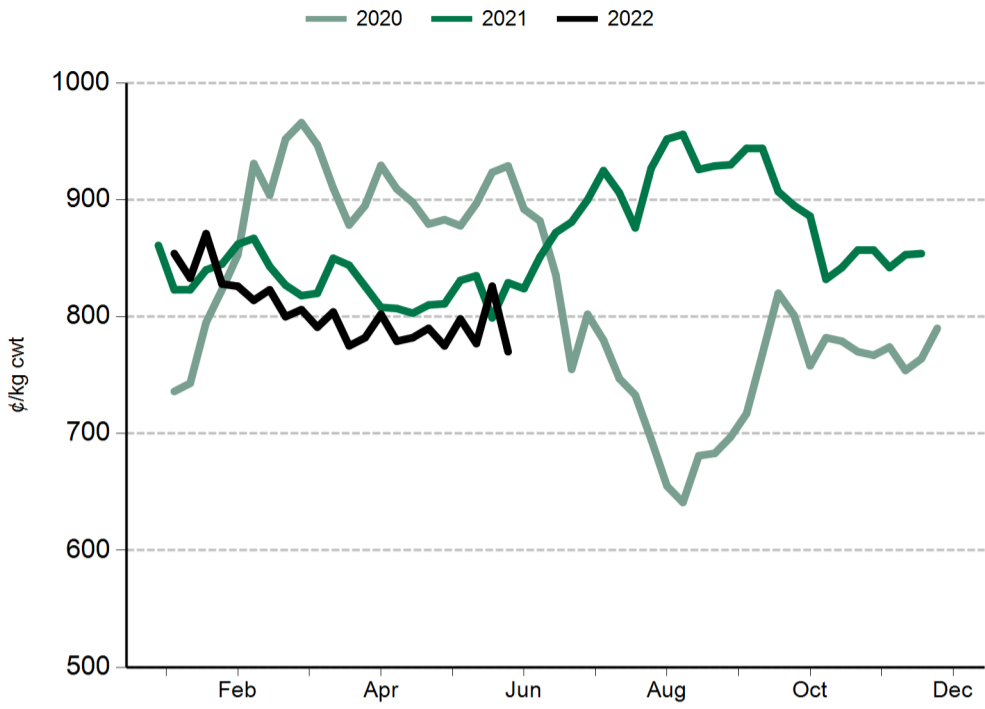
FAS – Free alongside ship. Refers to export price quotes where the seller is obliged to pay warehouse services, packing, inland freight and port charges, but not placement of goods onto the ship. The buyer is obliged to pay overseas freight, charges in foreign port, customs duties, quarantine and delivery to final destination. (See also 'FOB').

EYCI – Eastern Young Cattle Indicator. A seven day rolling average from 24 saleyards across NSW, Victoria and Queensland. It includes vealer and yearling heifers and steers, grade score C2 or C3, with live weight from 200kg.

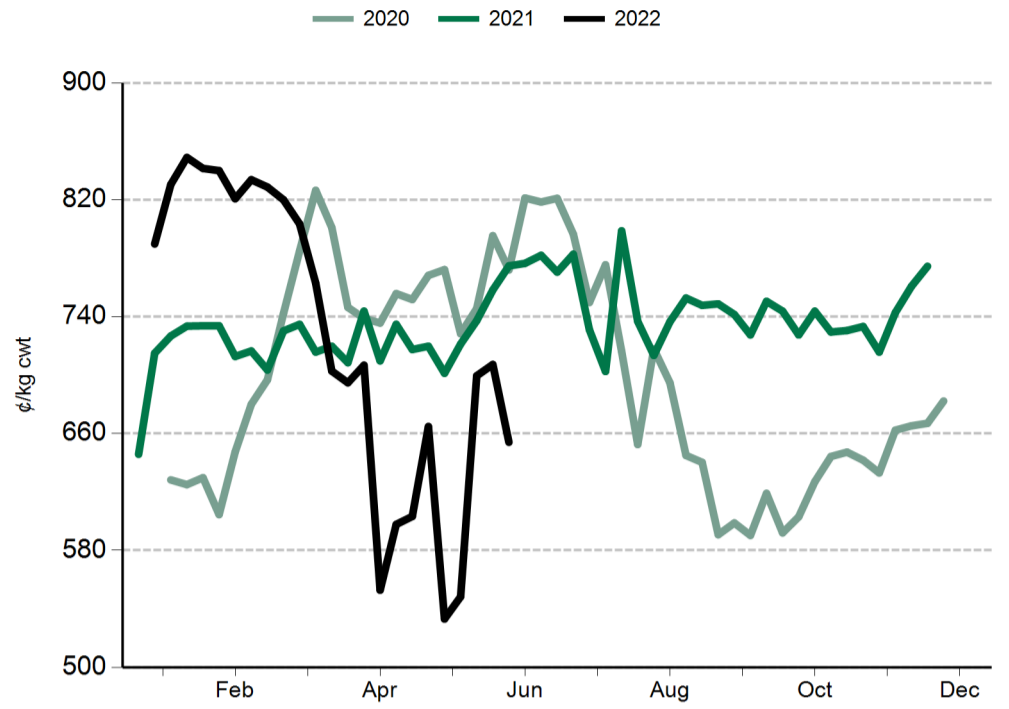
WYCI – Western Young Cattle Indicator. A benchmark of the value of young cattle in WA saleyards. It includes vealer and yearling heifers and steers, grade score C2 or C3, 180kg+ live weight.

All data is collected by MLA's NLRS, unless specified otherwise.

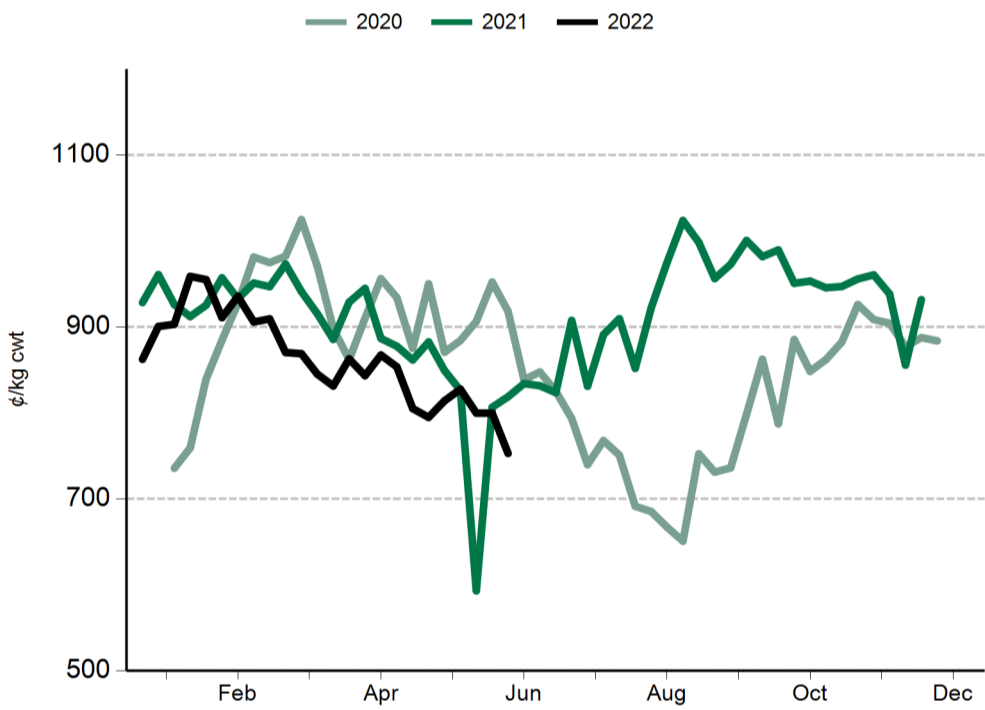
Eastern States Trade Lamb Indicator (ESTLI)



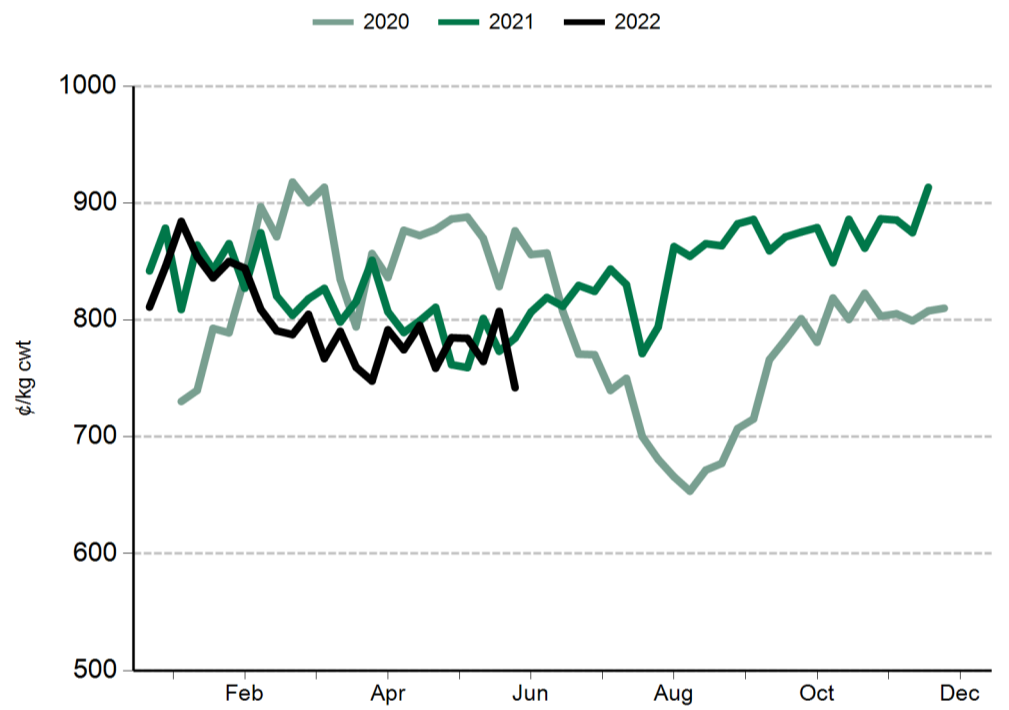
Western Trade Lamb Indicator (WTLI)



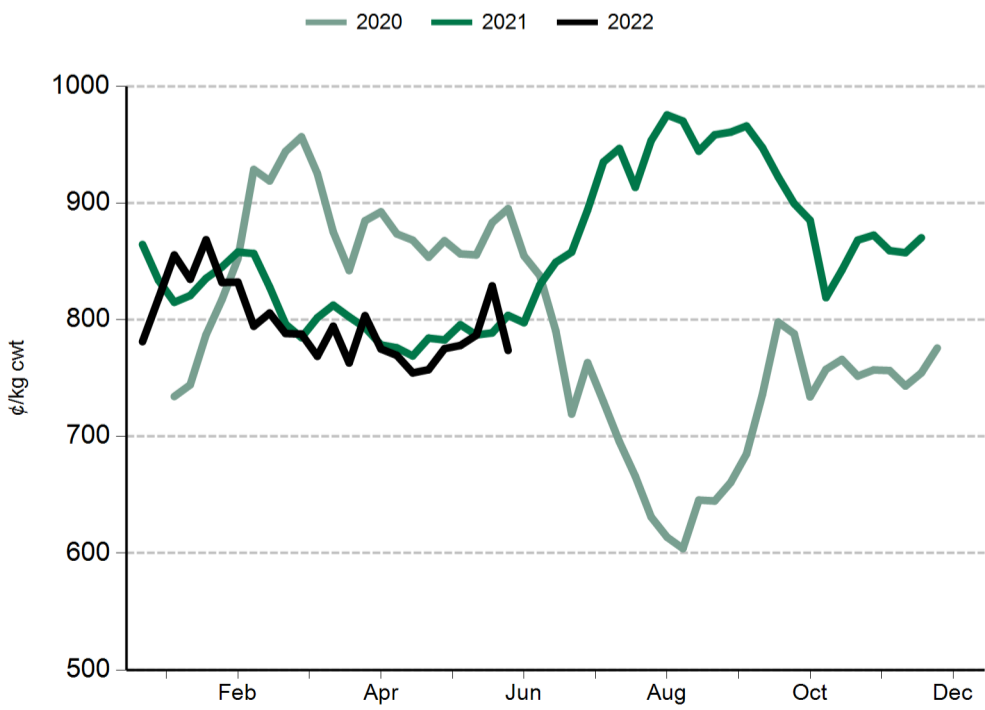
Restocker lamb



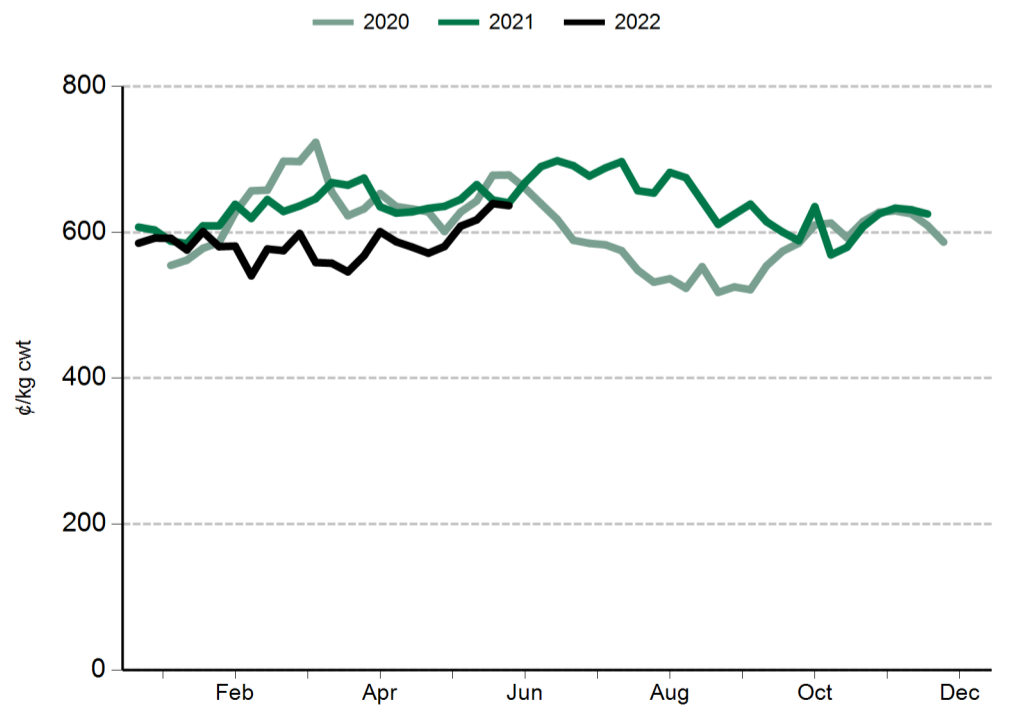
Light lamb



Heavy lamb



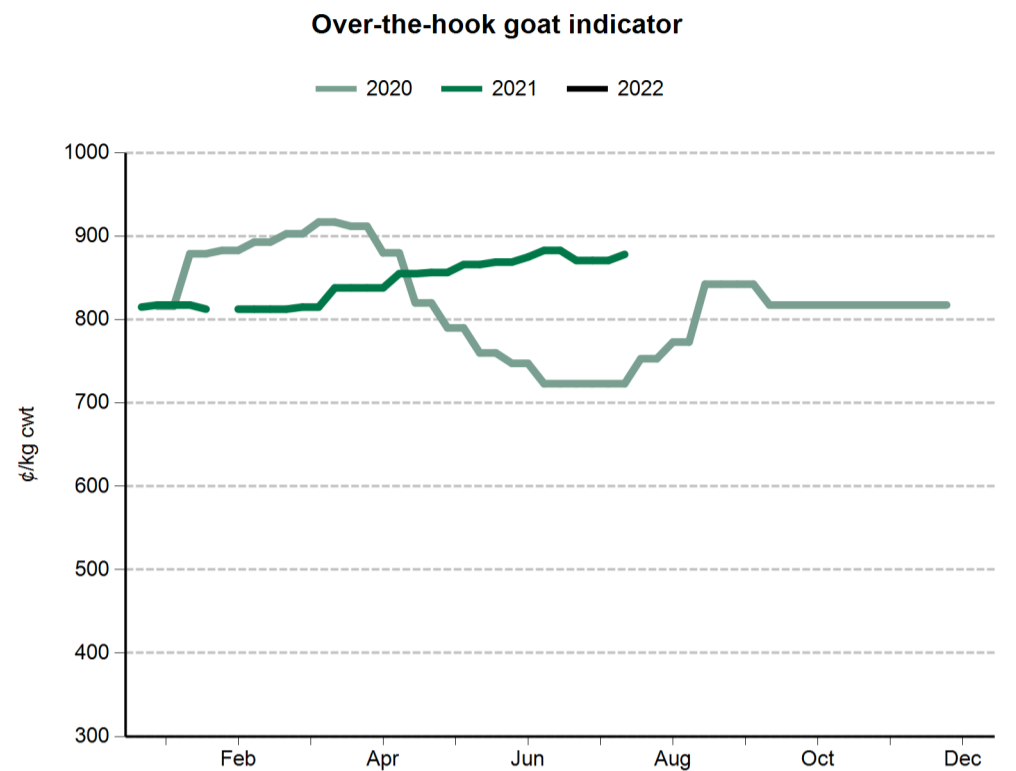
Mutton



General statistics

Over-the-hooks goat indicators (A¢/kg cwt)	18 Jun 2021
8.1-10kg	894
10.1-12kg	875
12.1-16kg	875
16.1-20kg	869
20.1kg+	835

Skin indicators - Lambs



Grain prices - Darling Downs (A\$/tonne)	10 Jun 2022	3 Jun 2022	11 Jun 2021
Wheat	nq	440	322
Barley	nq	445	308
Sorghum	nq	385	nq
Grain prices - Riverina (A\$/tonne)			
Wheat	nq	nq	305
Barley	nq	400	250

Source: Profarmer Australia

PLEASE NOTE

MLA no longer reports on fodder prices, tallow prices or the EMI on a weekly basis.

These can be accessed separately through these links:

- [Fodder prices \(Dairy Australia\)](#)
- [Tallow prices \(MLA monthly co-product report\)](#)
- [EMI \(AWEX\)](#)

US imported beef prices (CIF)		11 Jun 2021
Bull 95CL	US¢/lb	291.5
	A¢/kg	845.3
Cow 90CL	US¢/lb	270.5
	A¢/kg	784.4
CC/CF 85CL	US¢/lb	249.0
	A¢/kg	722.0
Shank 90CL	US¢/lb	257.5
	A¢/kg	746.7
Trim 85CL	US¢/lb	247.5
	A¢/kg	717.7
Trim 80CL	US¢/lb	227.5
	A¢/kg	659.7
Trim 75CL	US¢/lb	175.0
	A¢/kg	507.4
Trim 65CL	US¢/lb	nq
	A¢/kg	nq
Outside flats	US¢/lb	nq
	A¢/kg	nq
Knuckles	US¢/lb	302.5
	A¢/kg	877.2
Inside cap off	US¢/lb	377.5
	A¢/kg	1094.6

Source: Steiner Consulting Group

