

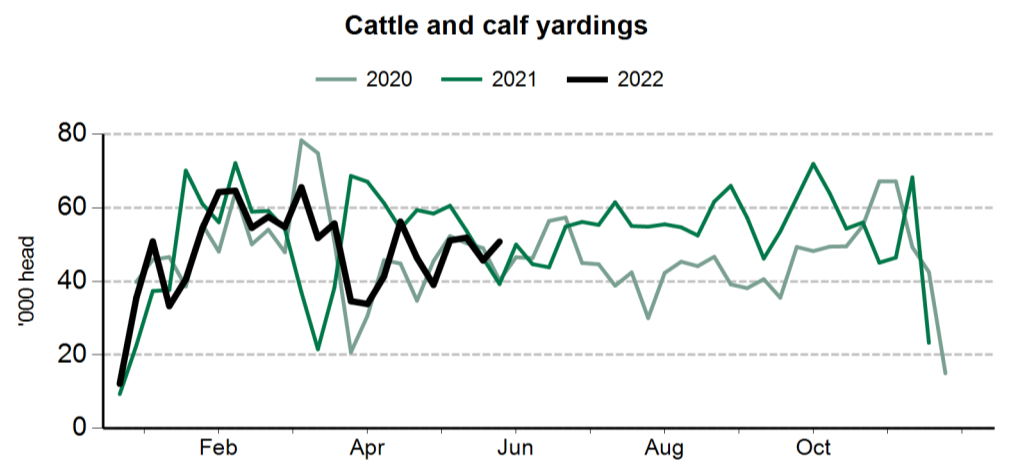
The following weekly statistical summary includes the following information:

- **Livestock movements**.....pages 1-2
 - Cattle yardings
 - Sheep yardings
 - Cattle slaughter
 - Sheep, lamb and goat slaughter
- **Cattle price indicators**.....pages 3-4
 - Saleyard indicators
 - Over-the-hook indicators
 - Live export indicators
- **Sheep and lamb indicators**.....pages 5-6
 - Saleyard indicators
 - Over-the-hook indicators
 - Live export indicators
- **General statistics**.....page 7
 - Over-the-hook goat indicators
 - Skin price indicators
 - Weekly US imported beef indicators

Cattle movements

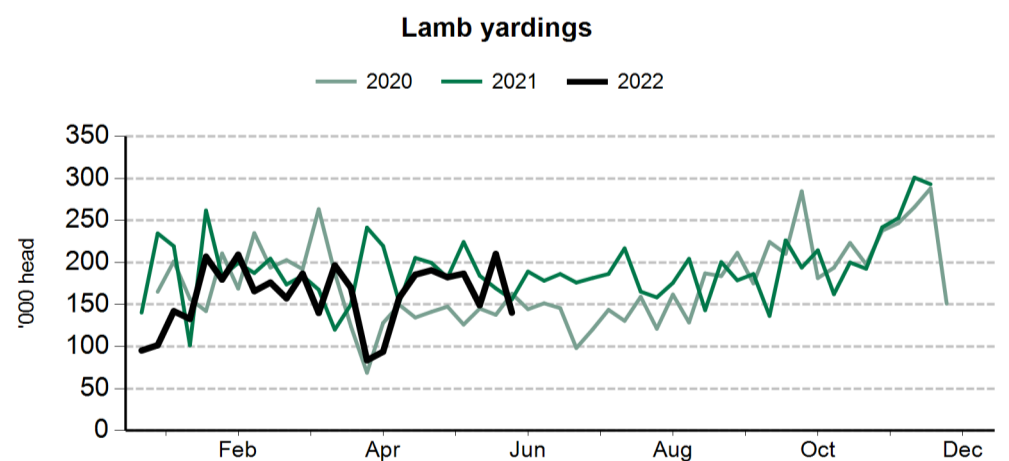
Cattle saleyard throughput		17 Jun 2022	10 Jun 2022	18 Jun 2021
Queensland	Cattle	5,227	20,619	16,400
NSW	Cattle	11,481	10,995	12,513
Victoria	Cattle	4,207	5,321	7,379
SA	Cattle	615	1,023	1,275
WA	Cattle	661	846	1,243
Tasmania	Cattle	1,126	98	85

Cattle slaughter		18 Jun 2021
Queensland	Cattle	58,545
	Calves	46
NSW	Cattle	26,163
	Calves	754
Victoria	Cattle	13,576
	Calves	3,541
SA	Cattle	2,637
	Calves	5
Tasmania	Cattle	5,000
	Calves	0

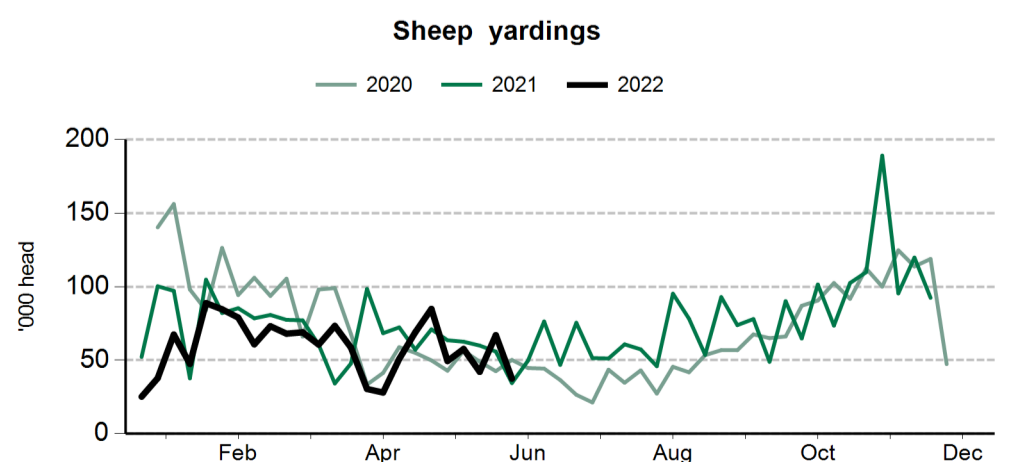


Smallstock movements

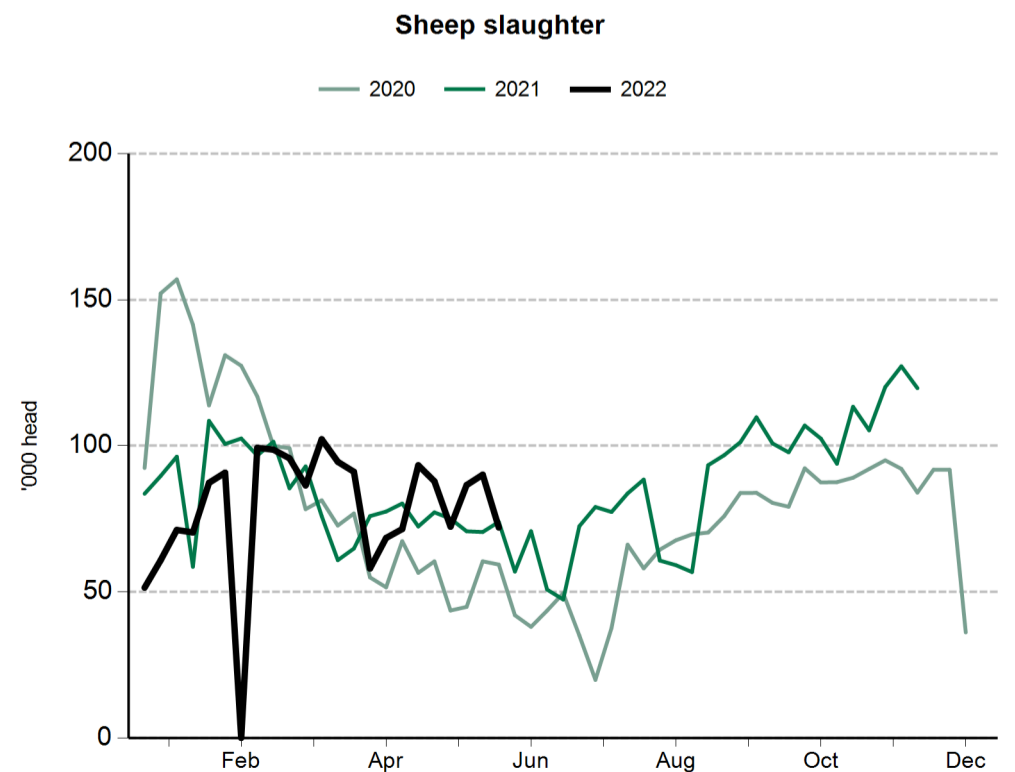
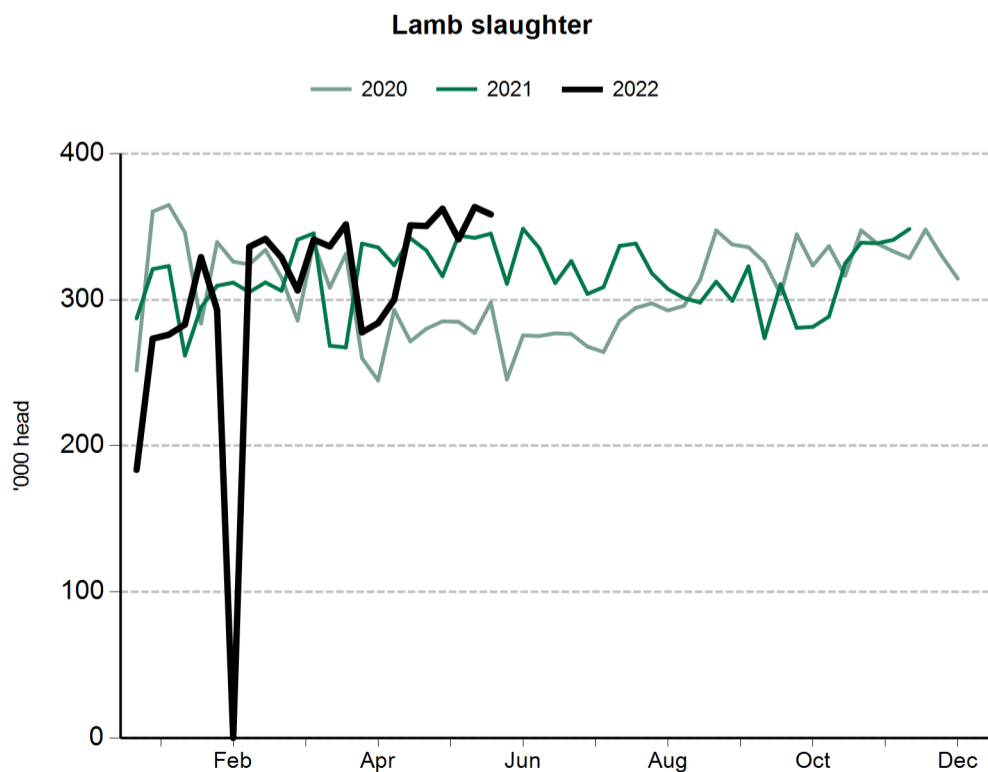
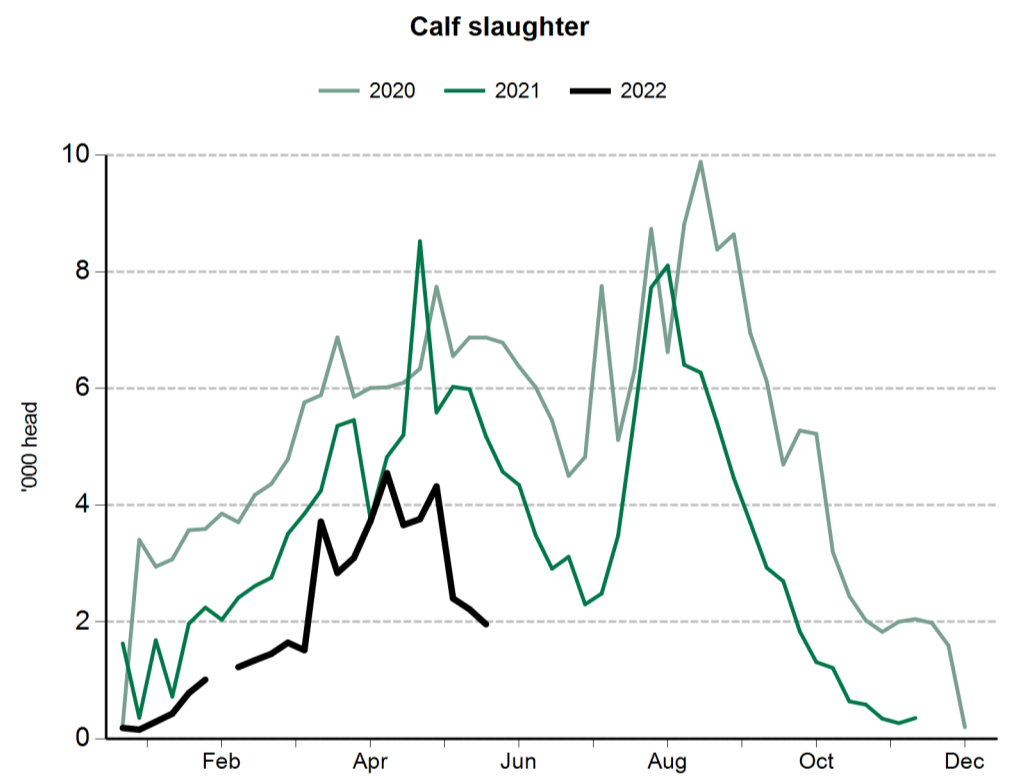
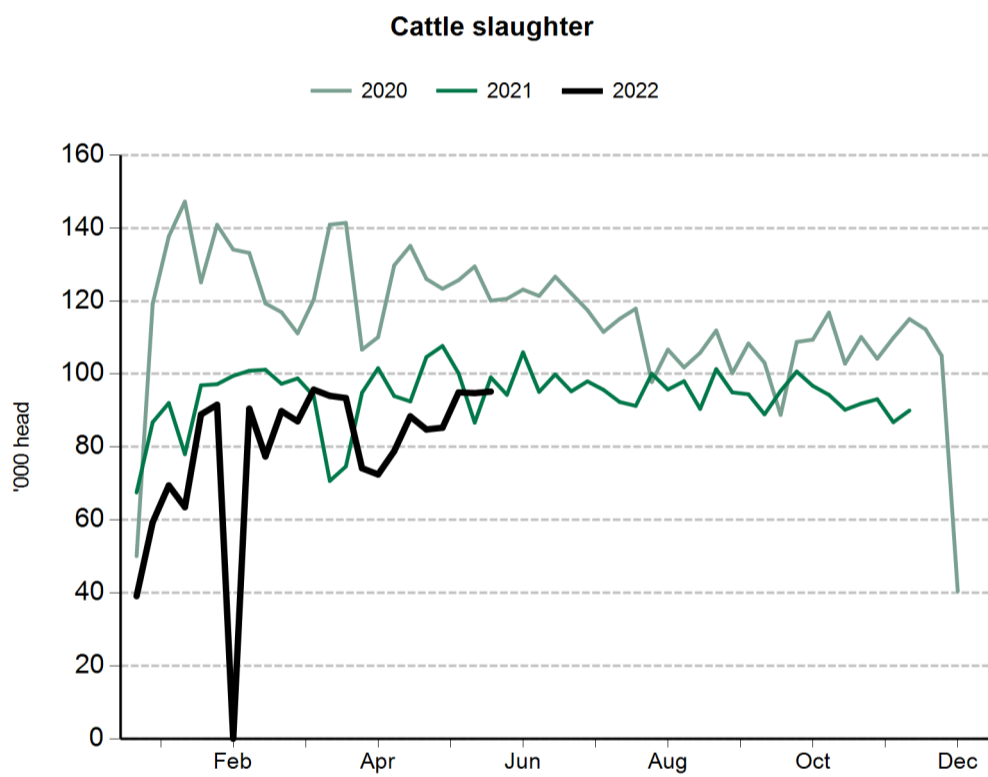
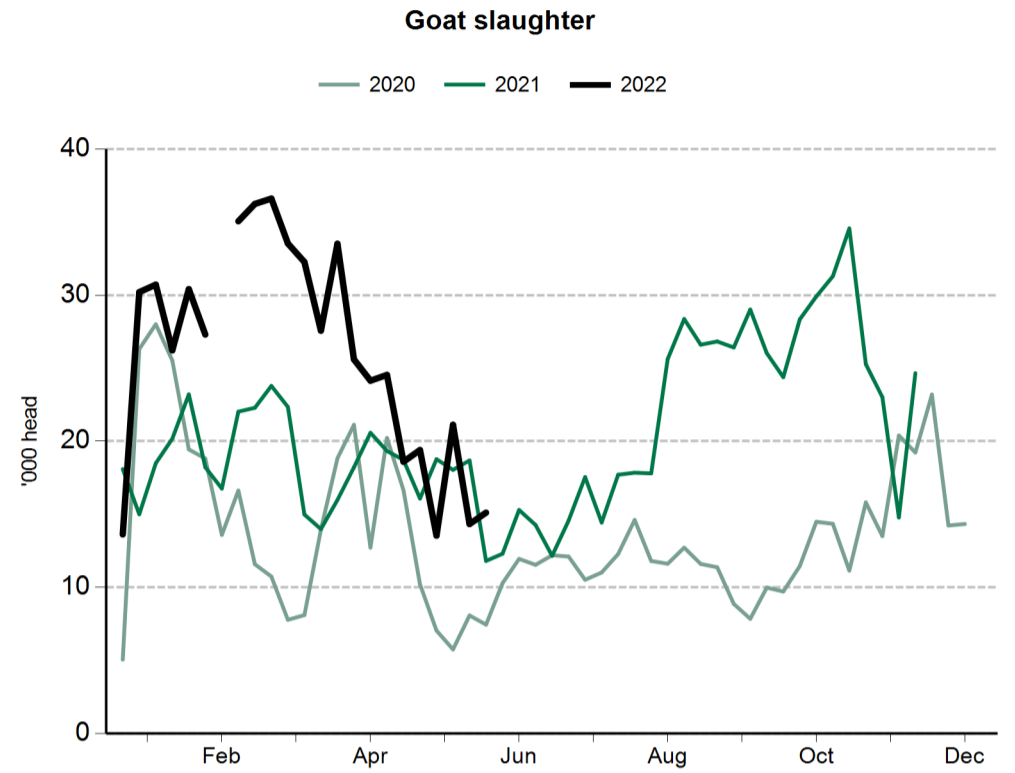
Sheep and lamb saleyard throughput		17 Jun 2022	10 Jun 2022	18 Jun 2021
NSW	Lambs	63,150	86,455	119,287
	Sheep	32,563	19,225	28,529
Victoria	Lambs	38,764	37,207	49,246
	Sheep	13,127	11,716	14,795
SA	Lambs	6,700	6,950	10,370
	Sheep	1,814	1,128	3,171
WA	Lambs	2,861	7,372	8,613
	Sheep	724	4,077	2,500
Tasmania	Lambs	2,267	1,503	1,250
	Sheep	1,246	994	629



Sheep and lamb slaughter		18 Jun 2021
Queensland	Lambs	515
	Sheep	1,244
NSW	Lambs	114,774
	Sheep	32,472
Victoria	Lambs	167,271
	Sheep	33,452
SA	Lambs	60,022
	Sheep	2,319
Tasmania	Lambs	6,014
	Sheep	1,253



Goat slaughter		18 Jun 2021
Queensland	Goats	8,368
NSW	Goats	1,406
Victoria	Goats	3,483
SA	Goats	2,032
Tasmania	Goats	nq



Cattle prices

National saleyard indicators	Live weight	Muscle/Fat	Unit	21 Jun 2022	22 Jun 2021
Restocker Steer	200-280kg	C2	¢/kg lwt	644	565
Feeder Steer	330-400kg	C2	¢/kg lwt	552	477
Vealer Steer	280-330kg	C2	¢/kg lwt	620	534
			¢/kg cwt	1180	1017
Trade Steer	330-400kg	C3	¢/kg lwt	576	482
			¢/kg cwt	1038	887
Medium Steer	400-500kg	C3	¢/kg lwt	455	399
			¢/kg cwt	855	756
Heavy Steer	500-600kg	C4	¢/kg lwt	461	405
			¢/kg cwt	842	732
Medium Cow	400-520kg	D3	¢/kg lwt	337	290
			¢/kg cwt	687	592
Eastern Young Cattle Indicator (EYCI)			¢/kg cwt	1070.00	932

Eastern states OTH indicators	Carcase weight	Muscle	Unit	25 Jun 2021
Trade steer	240-260kg	A-C	¢/kg cwt	657
Medium steer	260-280kg	A-C	¢/kg cwt	670
Heavy steer	300-400kg	A-C	¢/kg cwt	678
Medium cow	260-280kg	A-E	¢/kg cwt	568
MSA trade steer	240-260kg	A-C	¢/kg cwt	668

Feeder cattle indicators - paddock sales		Unit
Domestic		
Steers 280-350kg		¢/kg lwt
Heifers 280-350kg		¢/kg lwt
Export		
Shortfed 100-120 DOF		¢/kg lwt
Mediumfed 120-220 DOF		¢/kg lwt
Longfed 220+ DOF		¢/kg lwt

State saleyard indicators				Queens land	NSW		Victoria		SA		Tasmania	
Category	Live weight	Muscle/Fat	Unit	22 Jun 2021	21 Jun 2022	22 Jun 2021	21 Jun 2022	22 Jun 2021	21 Jun 2022	22 Jun 2021	21 Jun 2022	22 Jun 2021
Restocker Steer	200-280kg	C2	¢/kg lwt	566	590	564	nq	385	nq	500	nq	nq
Feeder Steer	330-400kg	C2	¢/kg lwt	463	560	490	572	470	473	499	nq	nq
Vealer Steer	280-330kg	C2	¢/kg lwt	nq	623	543	598	470	551	505	nq	445
			¢/kg cwt	nq	1188	1031	1125	885	1032	998	nq	856
Trade Steer	330-400kg	C3	¢/kg lwt	468	581	490	551	468	605	490	nq	429
			¢/kg cwt	867	1045	883	1005	866	1100	915	nq	804
Medium Steer	400-500kg	C3	¢/kg lwt	384	483	408	503	431	523	415	nq	nq
			¢/kg cwt	724	901	758	938	825	987	828	nq	nq
Heavy Steer	500-600kg	C4	¢/kg lwt	367	468	411	501	420	nq	nq	nq	nq
			¢/kg cwt	658	852	743	925	773	nq	nq	nq	nq
Medium Cow	400-520kg	D3	¢/kg lwt	284	330	305	329	326	nq	nq	260	nq
			¢/kg cwt	578	690	631	656	645	nq	nq	500	nq

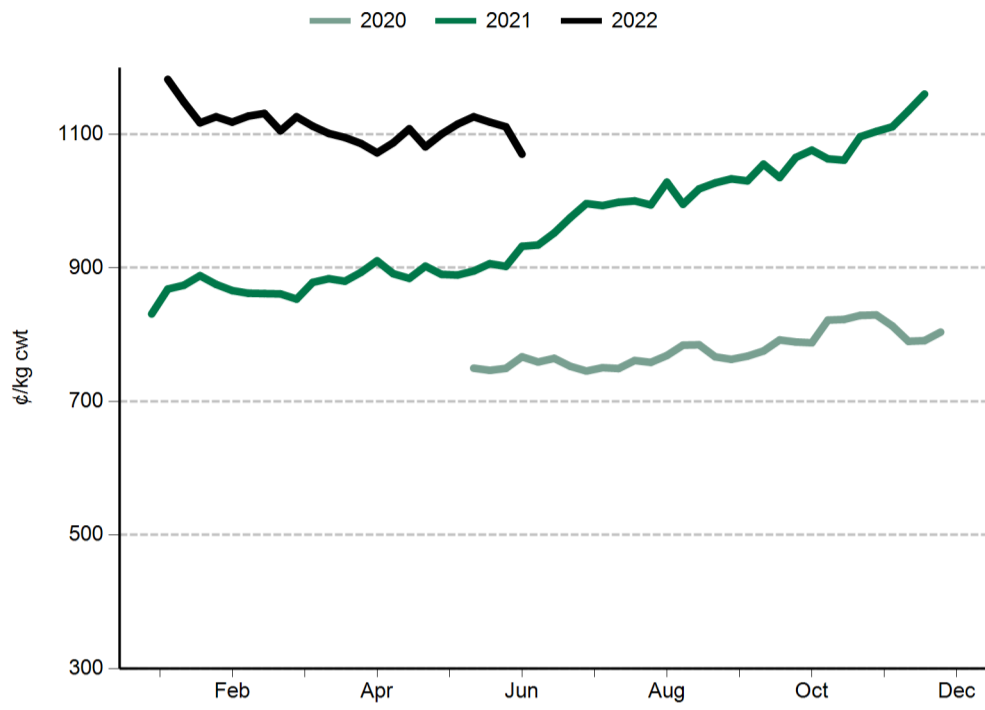
State over-the-hooks indicators				Queens land	NSW	Victoria	SA	Tasmania
Category	Carcase weight	Muscle	Unit	25 Jun 2021	25 Jun 2021	25 Jun 2021	25 Jun 2021	25 Jun 2021
Trade steer	240-260kg	A-C	¢/kg cwt	672	675	715	nq	566
Medium steer	260-280kg	A-C	¢/kg cwt	670	677	715	nq	620
Heavy steer	300-400kg	A-C	¢/kg cwt	680	690	722	nq	620
Medium cow	260-280kg	A-E	¢/kg cwt	585	568	547	615	525
MSA trade steer	240-260kg	A-C	¢/kg cwt	681	677	nq	645	nq

WA saleyard indicators	Unit	21 Jun 2022	22 Jun 2021
WYCI	¢/kg cwt	1123	960
Medium Steer	¢/kg lwt	425	418
Medium Cow	¢/kg lwt	332	306

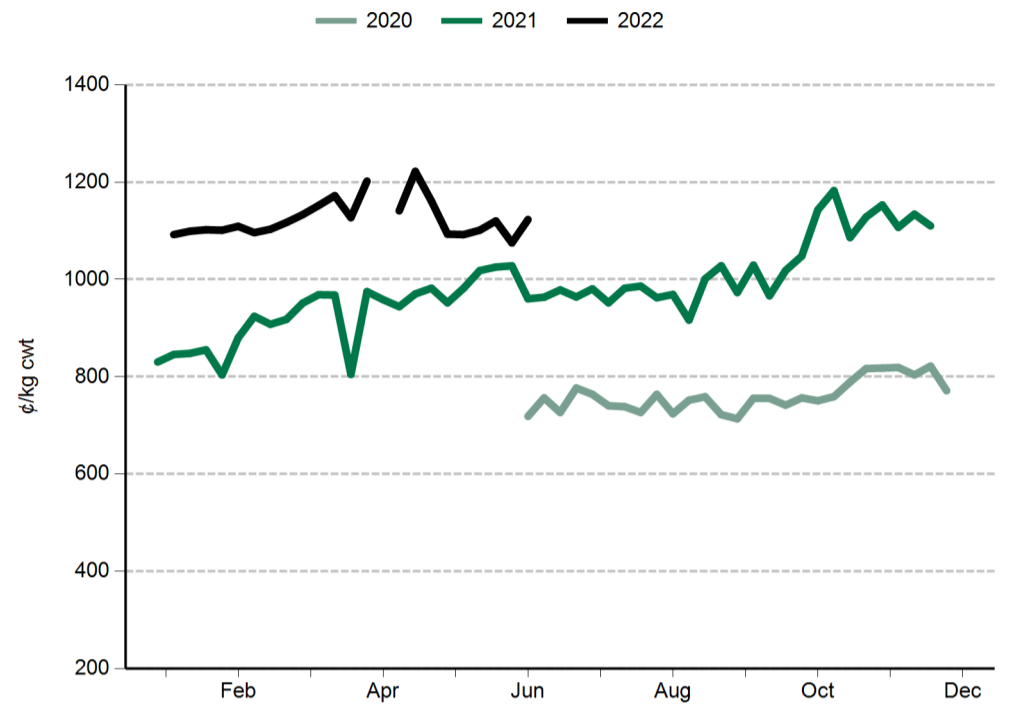
WA over-the-hooks indicators	Unit
Grassfed yearling	¢/kg cwt
Grainfed yearling	¢/kg cwt
MSA yearling	¢/kg cwt

Live Export Price Quotes			Unit	10 Jun 2022	18 Jun 2021
Light Steer	260 - 360 kg	Townsville	¢/kg lwt	nq	400
	260 - 360 kg	Darwin	¢/kg lwt	nq	nq
Light Heifer	260 - 360 kg	Townsville	¢/kg lwt	nq	375
	260 - 360 kg	Darwin	¢/kg lwt	nq	nq

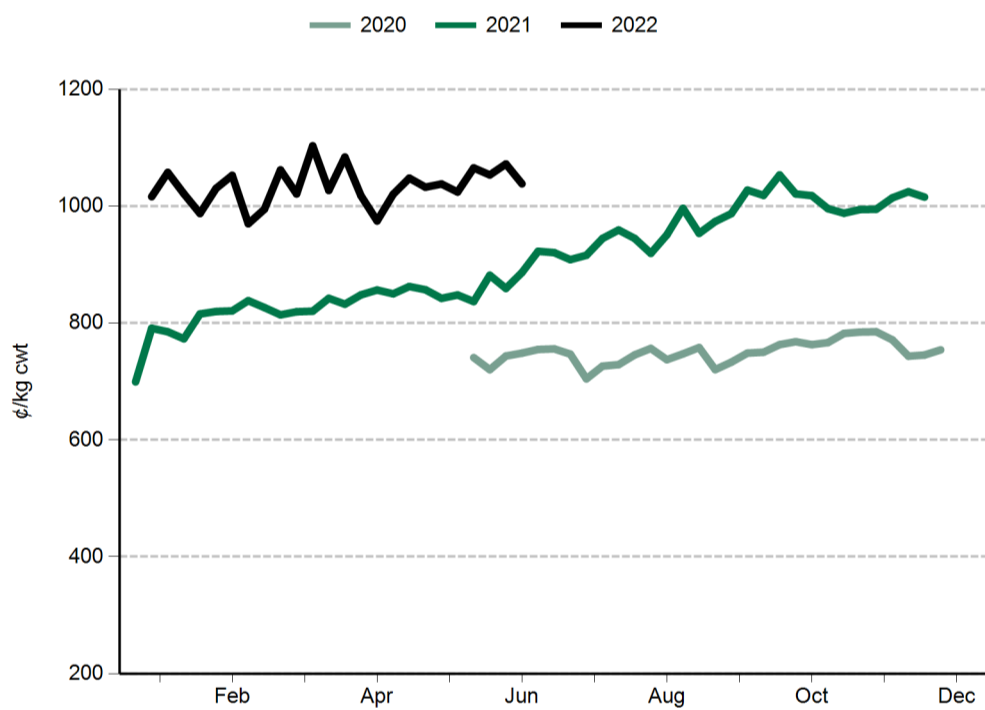
Eastern Young Cattle Indicator (EYCI)



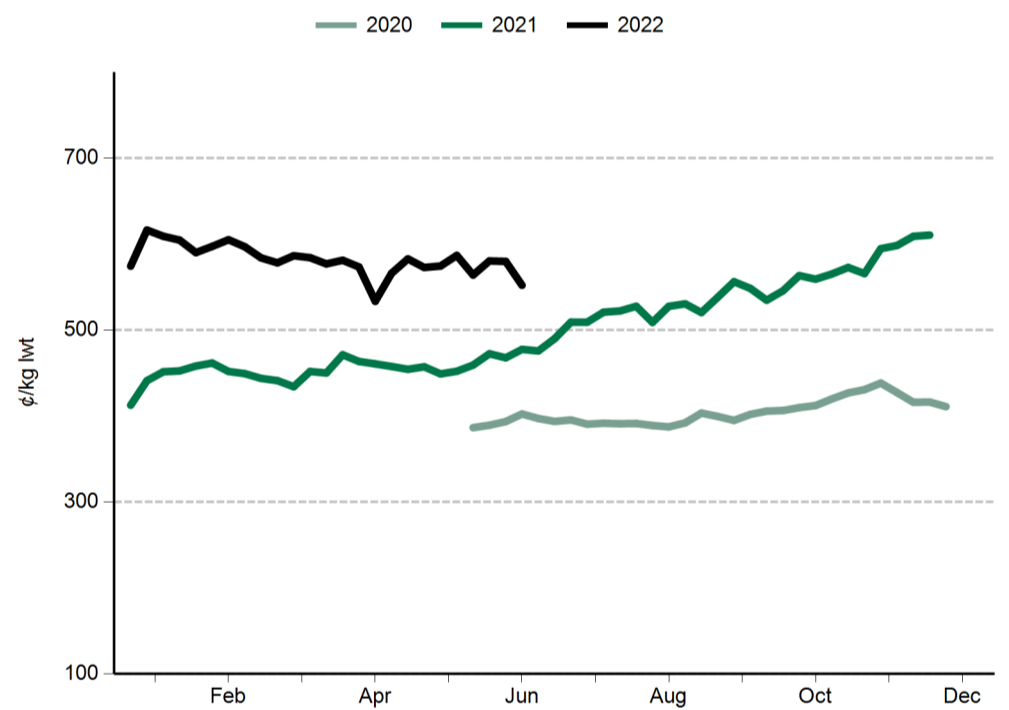
Western Young Cattle Indicator (WYCI)



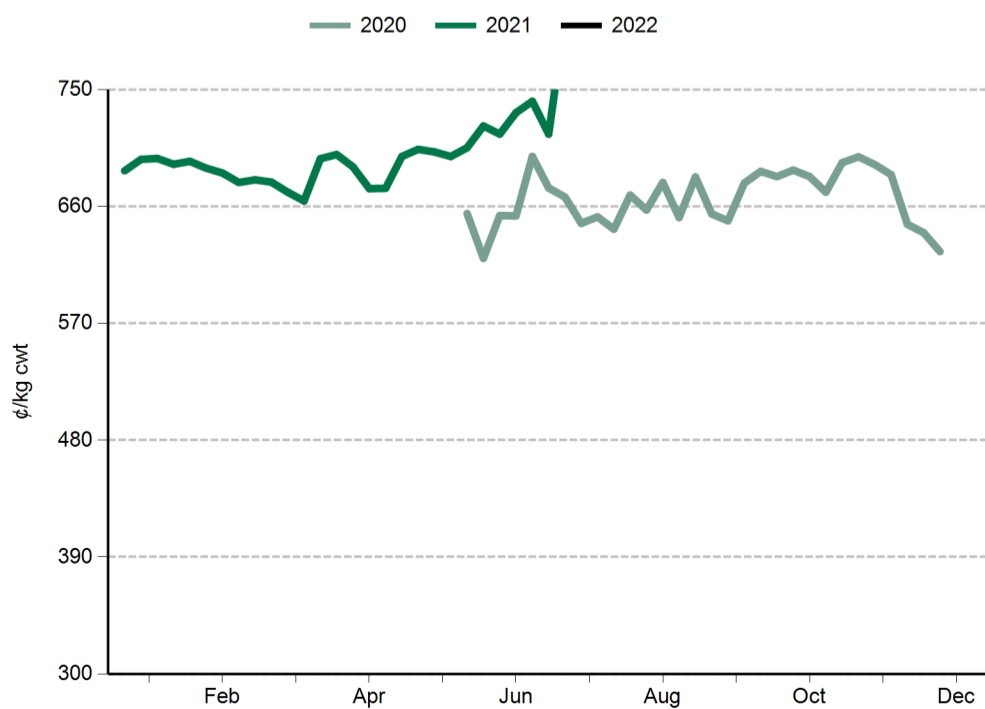
Trade steer



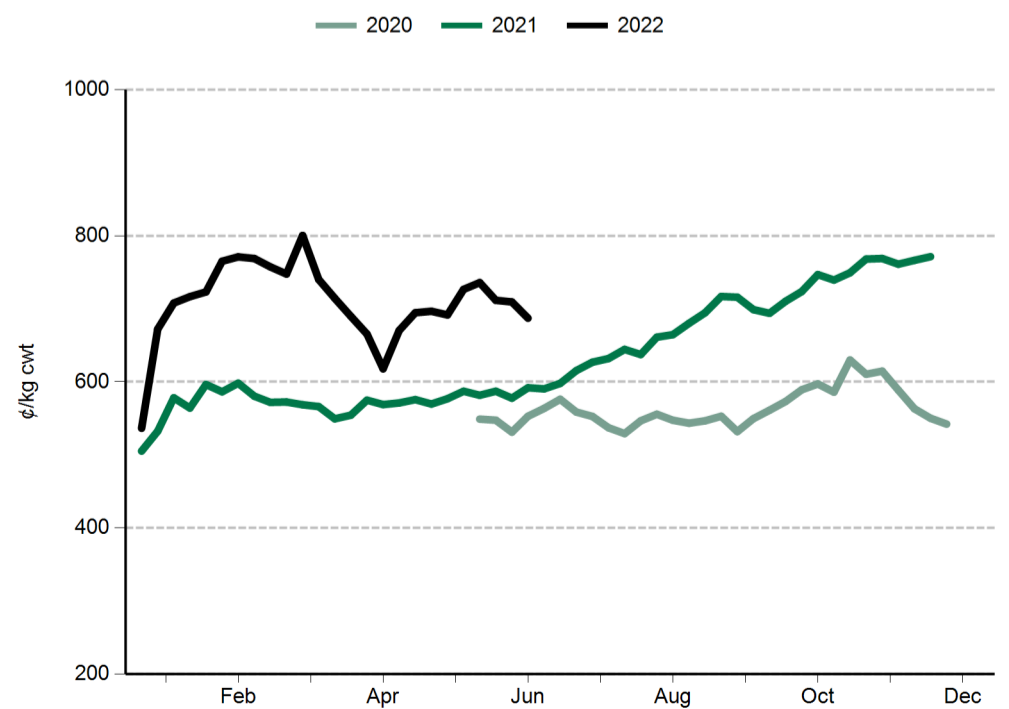
Feeder steer



Heavy steer



Medium cow



Sheep and lamb prices

Eastern States Trade Lamb Indicator (¢/kg cwt)	21 Jun 2022	22 Jun 2021
ESTLI	776	824

National saleyard sheep and lamb indicators (¢/kg cwt)		21 Jun 2022	22 Jun 2021
Merino lamb	16-22kg	708	758
Restocker/feeder lamb	0-18kg	732	834
Light lamb	12-18kg	747	807
Trade lamb	18-22kg	774	817
Heavy lamb	22+kg	779	798
Mutton	18-24kg	603	668

National OTH sheep and lamb indicators (¢/kg cwt)		25 Jun 2021
Medium trade lamb	18-20kg	762
Heavy trade lamb	20-22kg	762
Heavy lamb	22-24kg	762
Mutton	18-24kg	650

State saleyard sheep and lamb indicators (¢/kg cwt)		Victoria		NSW		SA		WA		Tasmania	
		21 Jun 2022	22 Jun 2021	21 Jun 2022	22 Jun 2021	21 Jun 2022	22 Jun 2021	21 Jun 2022	22 Jun 2021	21 Jun 2022	22 Jun 2021
Merino lamb	16-22kg	694	771	713	750	770	767	594	773	nq	nq
Restocker/feeder lamb	0-18kg	799	803	705	886	803	964	464	752	507	nq
Light lamb	12-18kg	716	805	763	817	793	806	552	790	626	849
Trade lamb	18-22kg	786	828	770	828	769	768	642	777	681	790
Heavy lamb	22+kg	791	819	776	791	768	768	656	796	682	735
Mutton	18-24kg	636	666	602	677	628	649	442	611	539	675

Over-the-hooks sheep and lamb indicators (¢/kg cwt)		Victoria	NSW	SA	WA	Tasmania
		25 Jun 2021	25 Jun 2021	25 Jun 2021	25 Jun 2021	25 Jun 2021
Medium trade lamb	18-20kg	761	726	777	784	nq
Heavy trade lamb	20-22kg	761	726	777	784	nq
Heavy lamb	22-24kg	761	726	777	784	nq
Mutton	18-24kg	658	687	638	617	nq

Live export price quotes (A\$/head)		14 Jun 2022	22 Jun 2021
Live wether	Muchea	nq	nq

Glossary:

cwt – carcase weight

lwt – live weight

OTH – over-the-hooks. Refers to the marketing of cattle/sheep/lambs directly from the farm to an abattoir where a producer is paid for the value of the carcase based on a sliding grid.

CIF – Cost, insurance, freight. The quoted price for the goods including freight and insurance costs delivered to final destination.

C&F – Cost and freight. Refers to the quoted price for the goods, including freight to the delivery point, but not insurance.

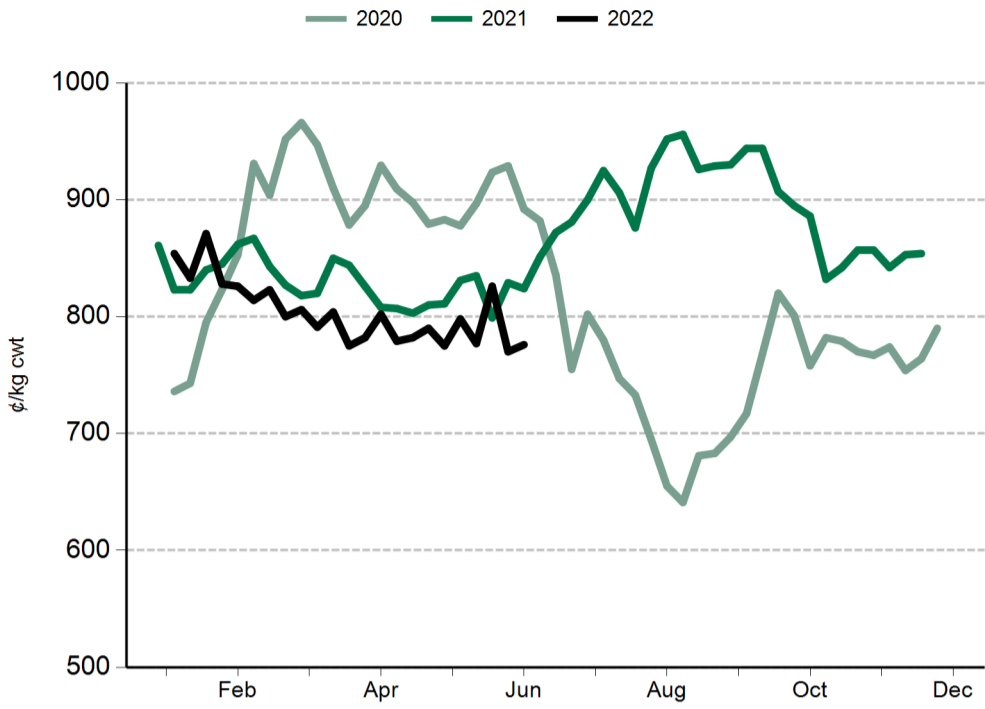
FAS – Free alongside ship. Refers to export price quotes where the seller is obliged to pay warehouse services, packing, inland freight and port charges, but not placement of goods onto the ship. The buyer is obliged to pay overseas freight, charges in foreign port, customs duties, quarantine and delivery to final destination. (See also 'FOB').

EYCI – Eastern Young Cattle Indicator. A seven day rolling average from 24 saleyards across NSW, Victoria and Queensland. It includes vealer and yearling heifers and steers, grade score C2 or C3, with live weight from 200kg.

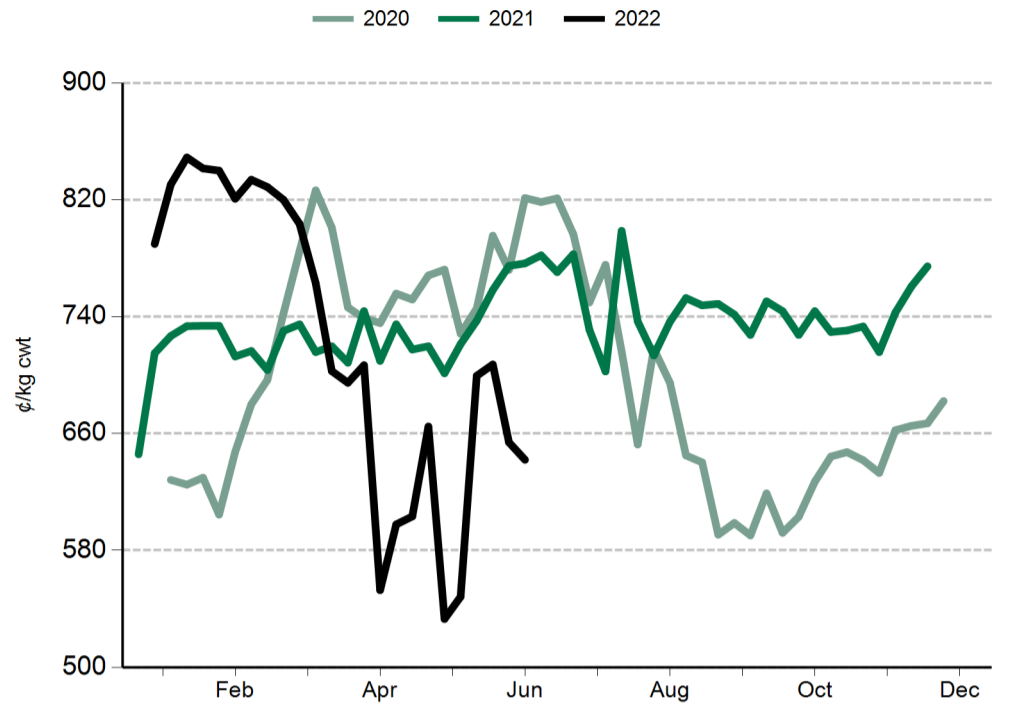
WYCI – Western Young Cattle Indicator. A benchmark of the value of young cattle in WA saleyards. It includes vealer and yearling heifers and steers, grade score C2 or C3, 180kg+ live weight.

All data is collected by MLA's NLRS, unless specified otherwise.

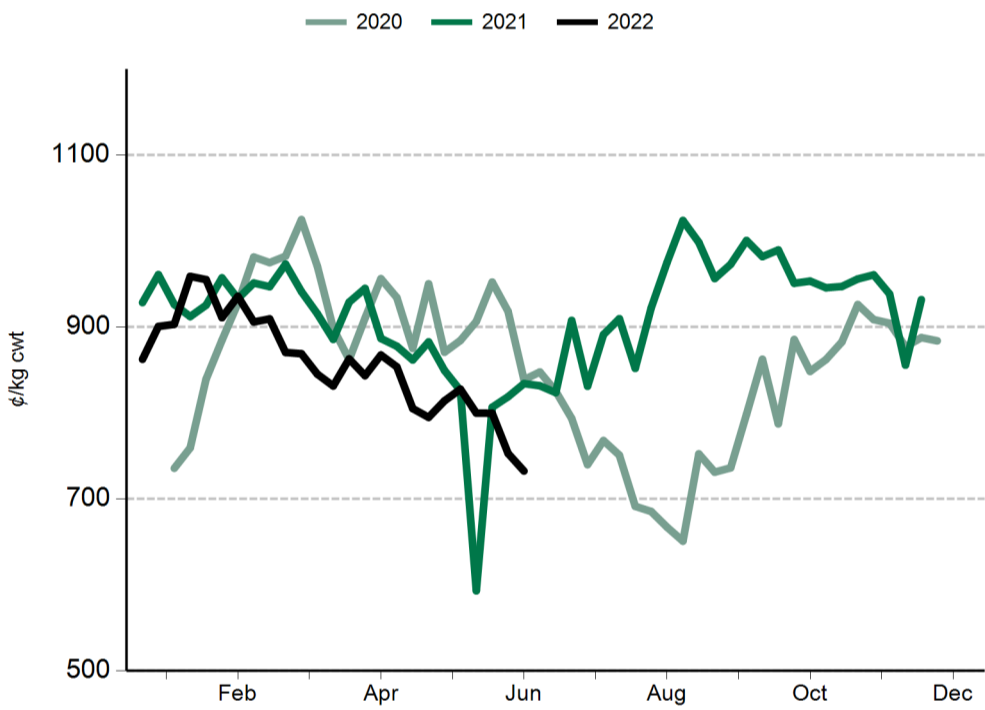
Eastern States Trade Lamb Indicator (ESTLI)



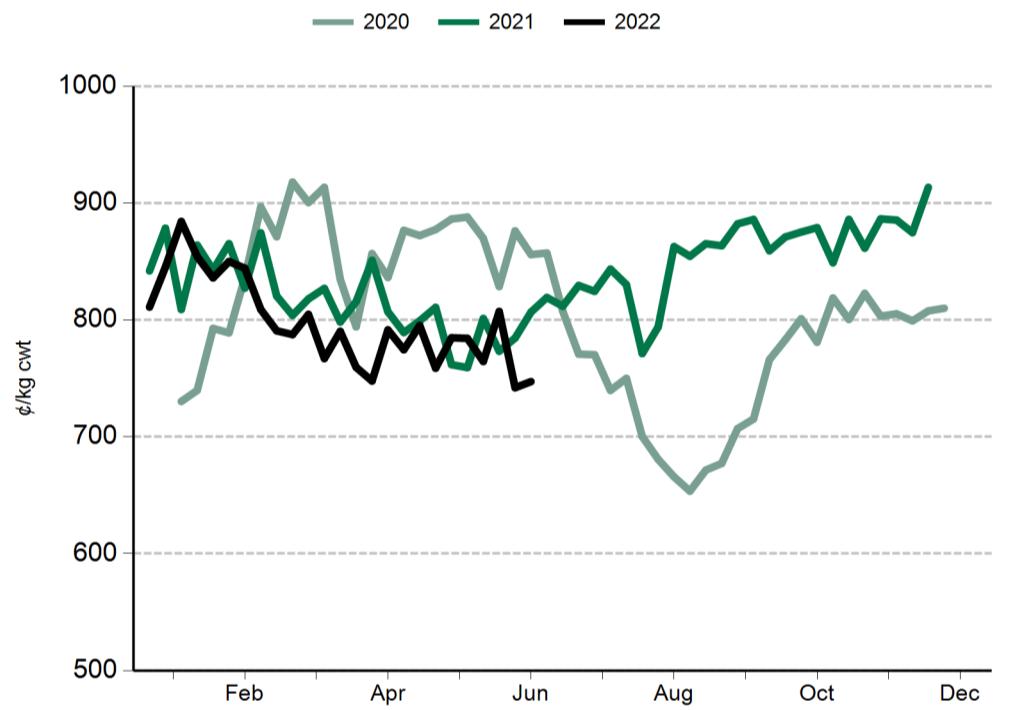
Western Trade Lamb Indicator (WTLI)



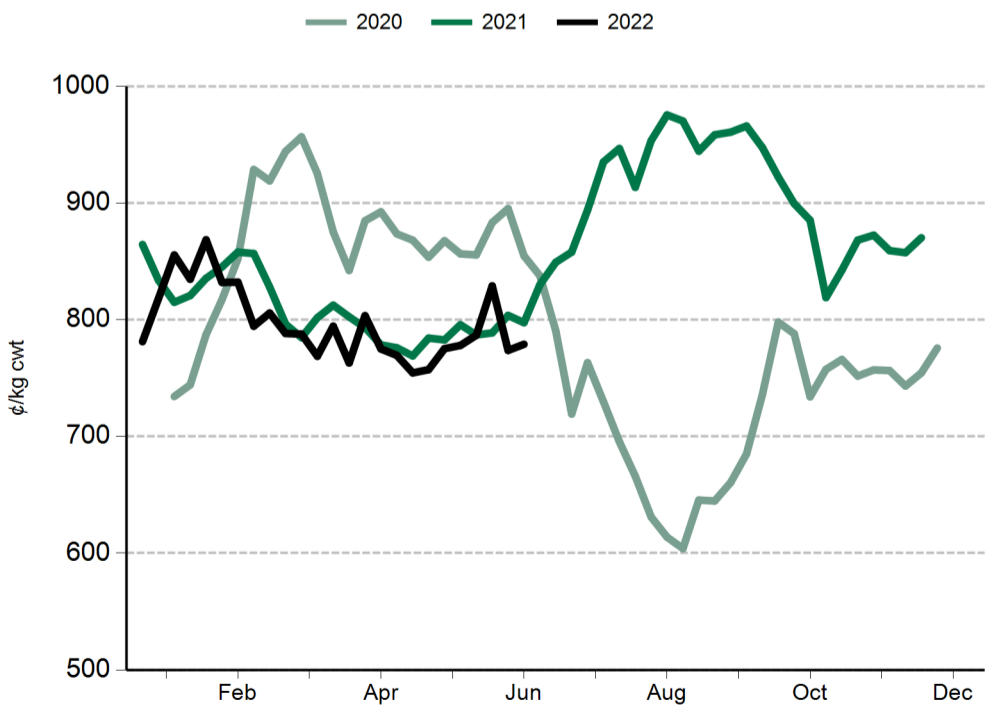
Restocker lamb



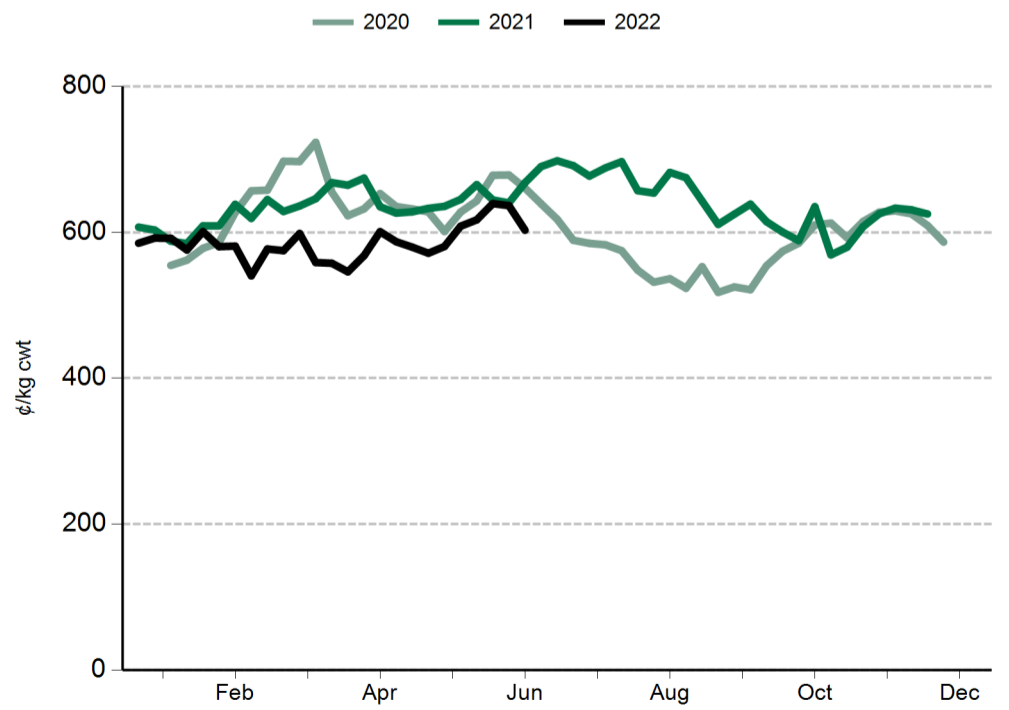
Light lamb



Heavy lamb



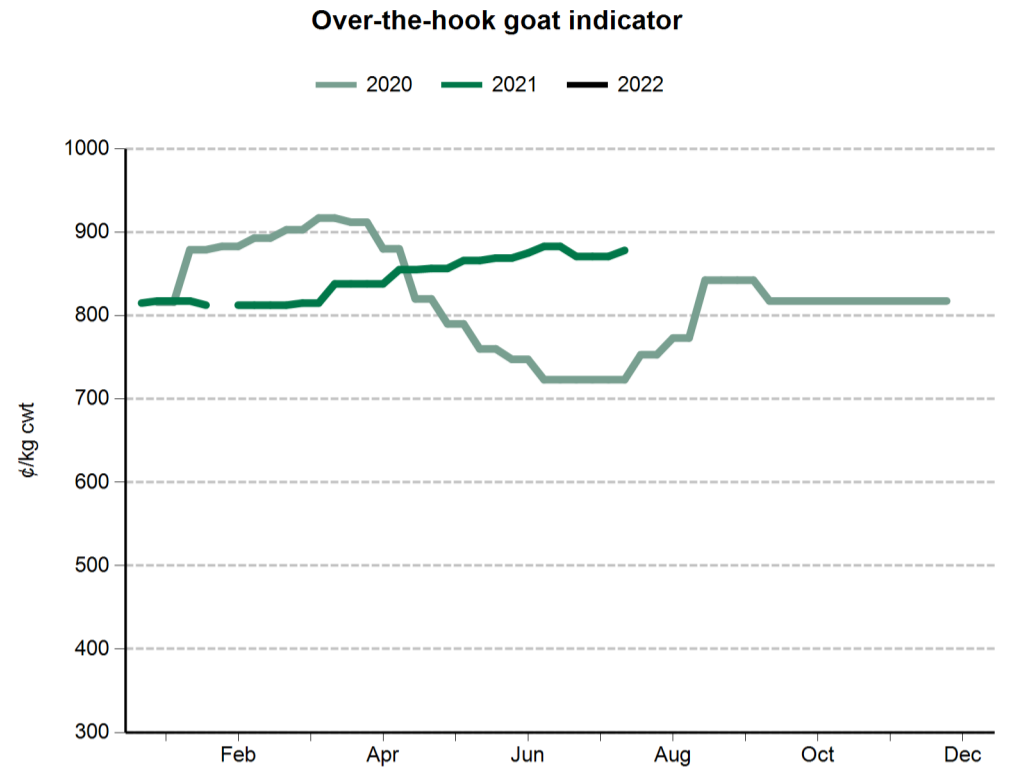
Mutton



General statistics

Over-the-hooks goat indicators (A¢/kg cwt)	25 Jun 2021
8.1-10kg	903
10.1-12kg	883
12.1-16kg	883
16.1-20kg	887
20.1kg+	860

Skin indicators - Lambs



Grain prices - Darling Downs (A\$/tonne)	17 Jun 2022	10 Jun 2022	18 Jun 2021
Wheat	nq	nq	320
Barley	450	nq	306
Sorghum	nq	nq	nq

Grain prices - Riverina (A\$/tonne)	17 Jun 2022	10 Jun 2022	18 Jun 2021
Wheat	nq	nq	300
Barley	390	nq	255

Source: Profarmer Australia

PLEASE NOTE

MLA no longer reports on fodder prices, tallow prices or the EMI on a weekly basis.

These can be accessed separately through these links:

- [Fodder prices \(Dairy Australia\)](#)
- [Tallow prices \(MLA monthly co-product report\)](#)
- [EMI \(AWEX\)](#)

US imported beef prices (CIF)		10 Jun 2022	18 Jun 2021
Bull 95CL	US¢/lb	300.0	290.0
	A¢/kg	949.0	845.7
Cow 90CL	US¢/lb	277.5	268.5
	A¢/kg	877.8	783.0
CC/CF 85CL	US¢/lb	264.5	247.5
	A¢/kg	836.7	721.8
Shank 90CL	US¢/lb	280.0	257.5
	A¢/kg	885.7	750.9
Trim 85CL	US¢/lb	264.0	247.0
	A¢/kg	835.1	720.3
Trim 80CL	US¢/lb	nq	225.5
	A¢/kg	nq	657.6
Trim 75CL	US¢/lb	nq	175.0
	A¢/kg	nq	510.3
Trim 65CL	US¢/lb	nq	nq
	A¢/kg	nq	nq
Outside flats	US¢/lb	nq	nq
	A¢/kg	nq	nq
Knuckles	US¢/lb	310.0	300.0
	A¢/kg	980.6	874.9
Inside cap off	US¢/lb	360.0	372.5
	A¢/kg	1138.8	1086.3

Source: Steiner Consulting Group

