

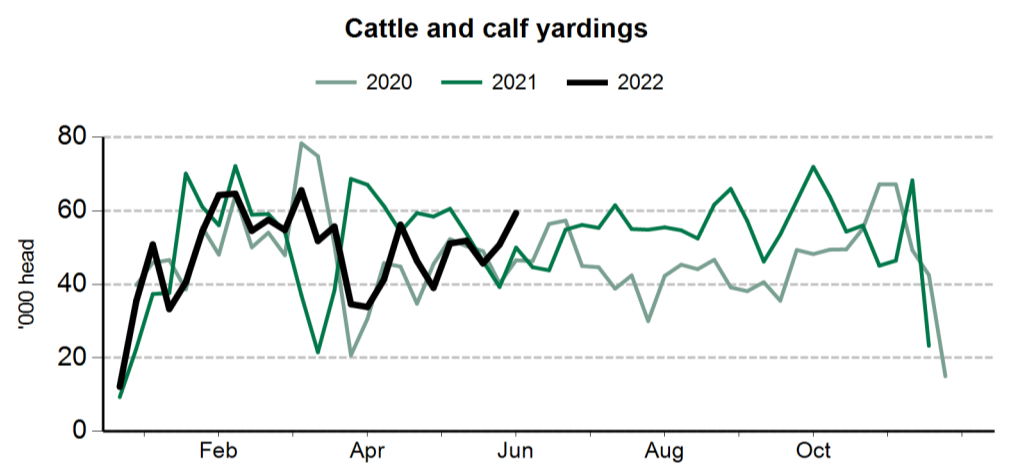
The following weekly statistical summary includes the following information:

- **Livestock movements**.....pages 1-2
  - Cattle yardings
  - Sheep yardings
  - Cattle slaughter
  - Sheep, lamb and goat slaughter
- **Cattle price indicators**.....pages 3-4
  - Saleyard indicators
  - Over-the-hook indicators
  - Live export indicators
- **Sheep and lamb indicators**.....pages 5-6
  - Saleyard indicators
  - Over-the-hook indicators
  - Live export indicators
- **General statistics**.....page 7
  - Over-the-hook goat indicators
  - Skin price indicators
  - Weekly US imported beef indicators

### Cattle movements

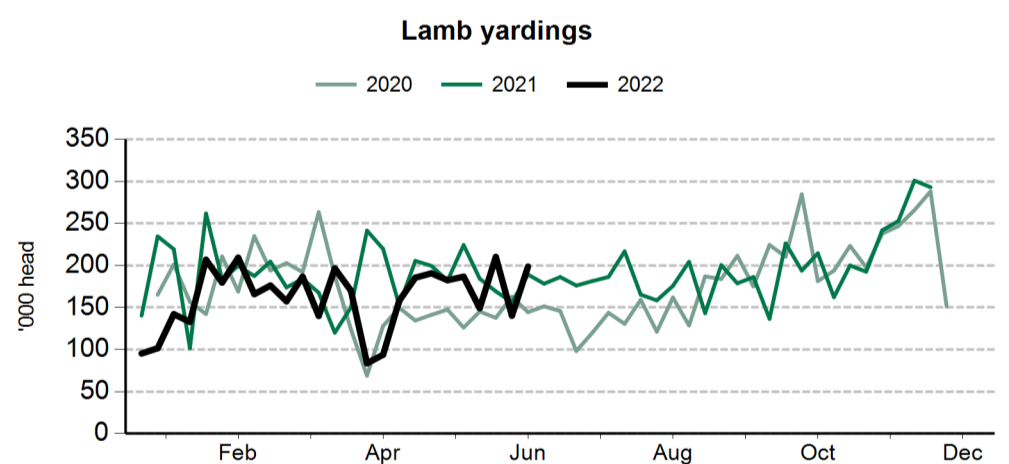
Cattle saleyard throughput		24 Jun 2022	17 Jun 2022	25 Jun 2021
Queensland	Cattle	6,982	19,242	13,844
NSW	Cattle	8,937	19,327	10,585
Victoria	Cattle	3,092	6,545	5,487
SA	Cattle	464	861	1,448
WA	Cattle	880	889	1,999
Tasmania	Cattle	126	1,126	75

Cattle slaughter		25 Jun 2021
Queensland	Cattle	49,802
	Calves	369
NSW	Cattle	24,701
	Calves	31
Victoria	Cattle	12,688
	Calves	3,079
SA	Cattle	2,656
	Calves	5
Tasmania	Cattle	5,244
	Calves	4

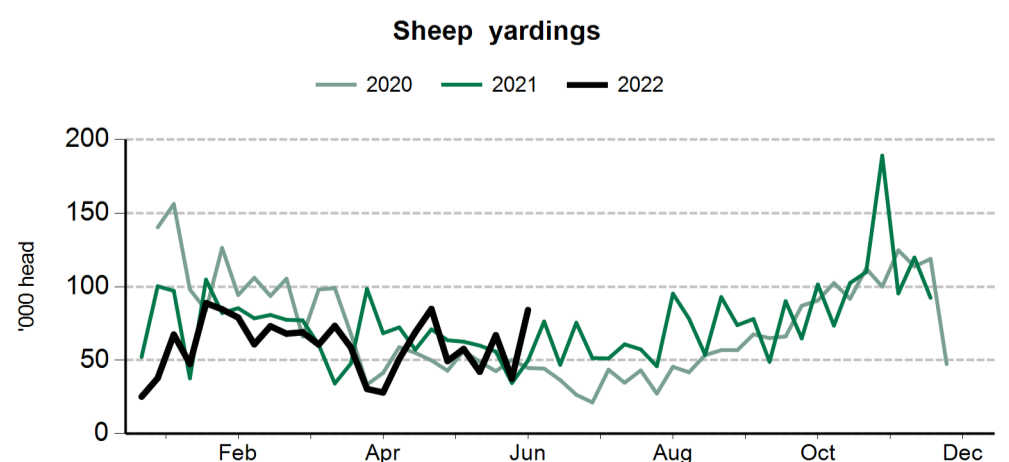


### Smallstock movements

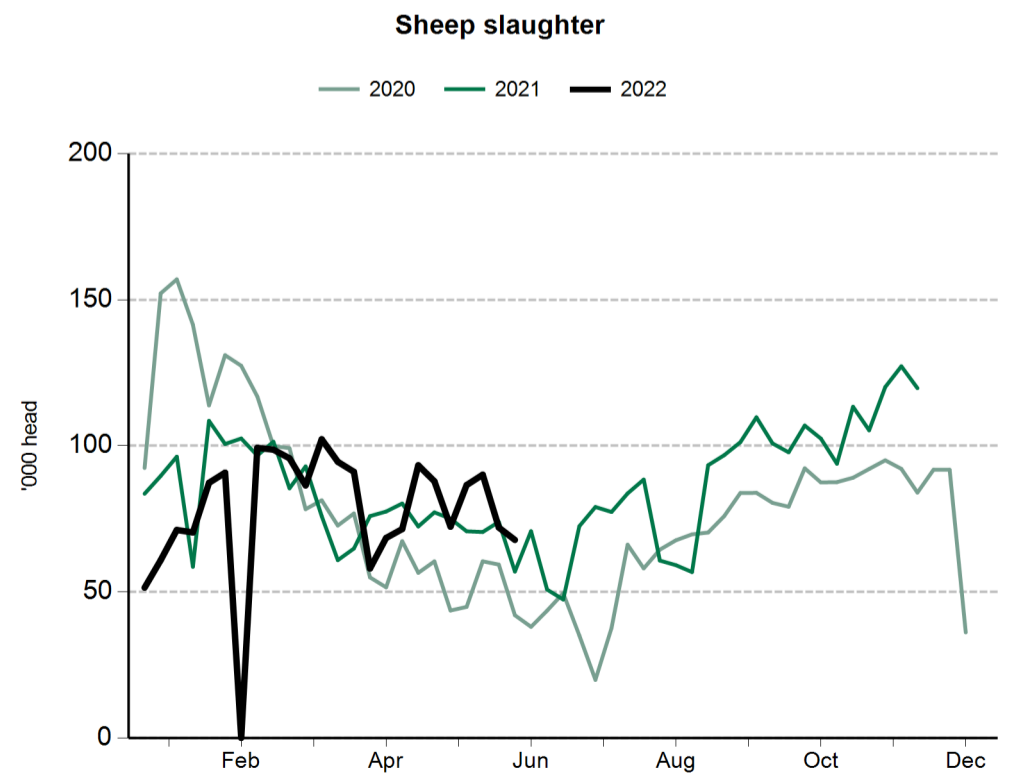
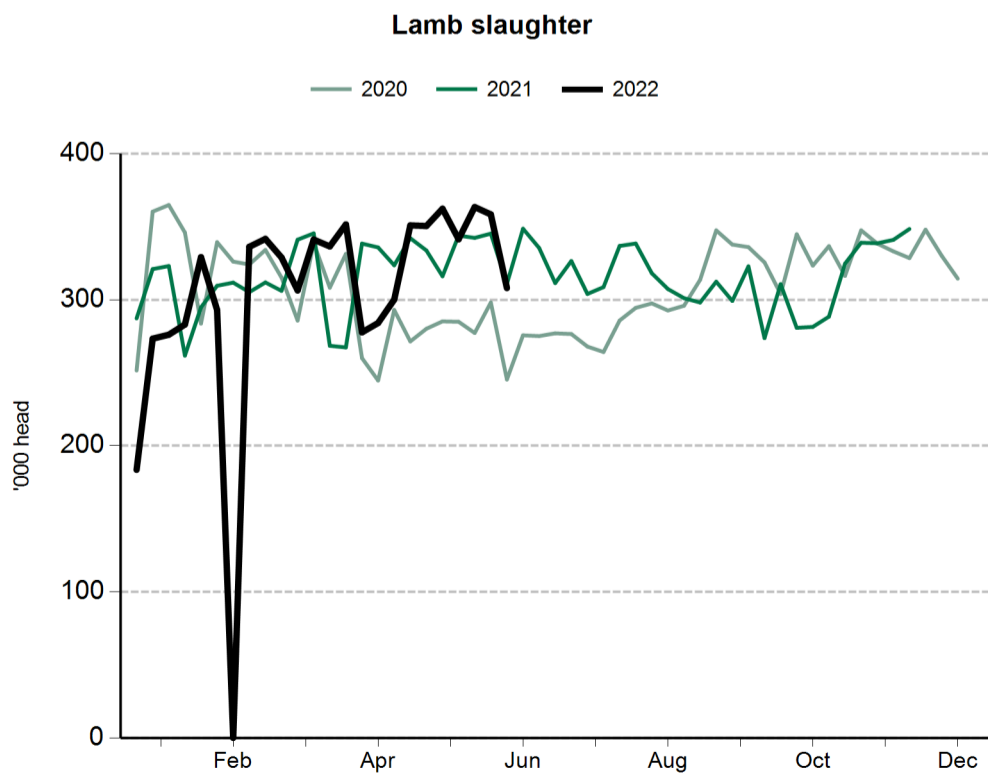
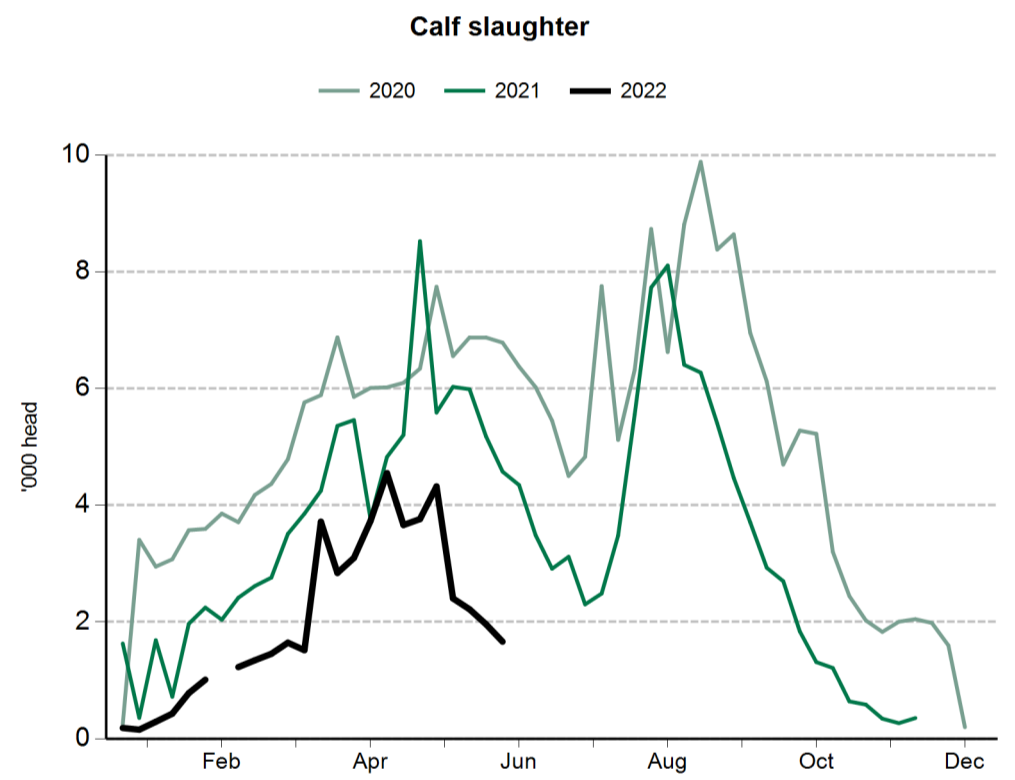
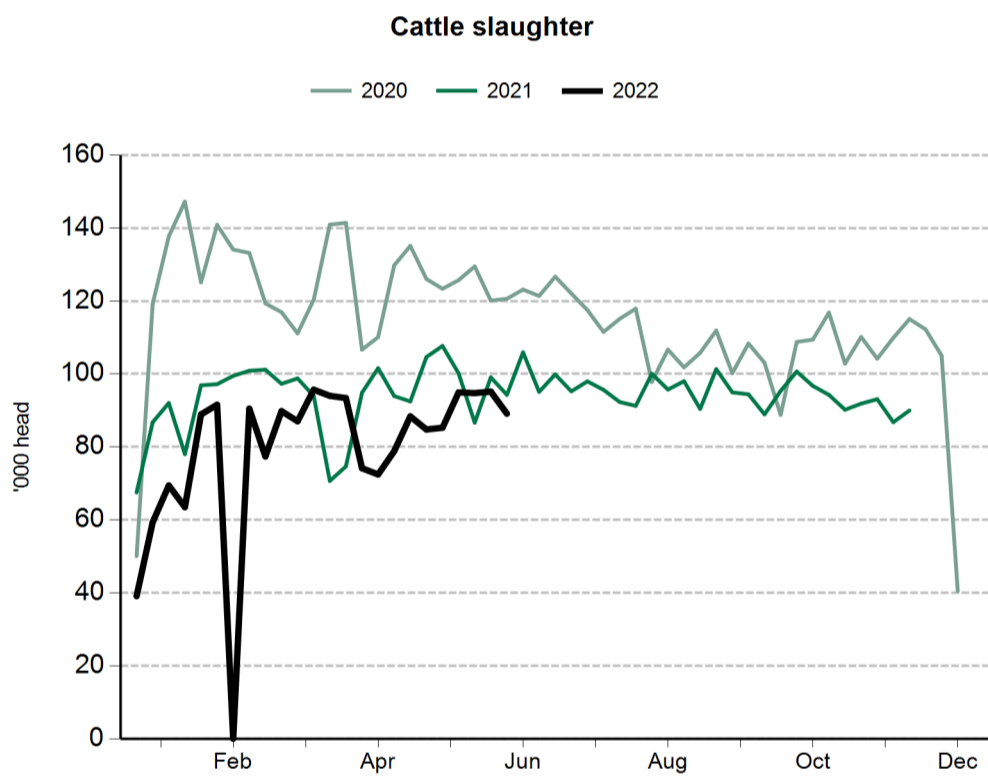
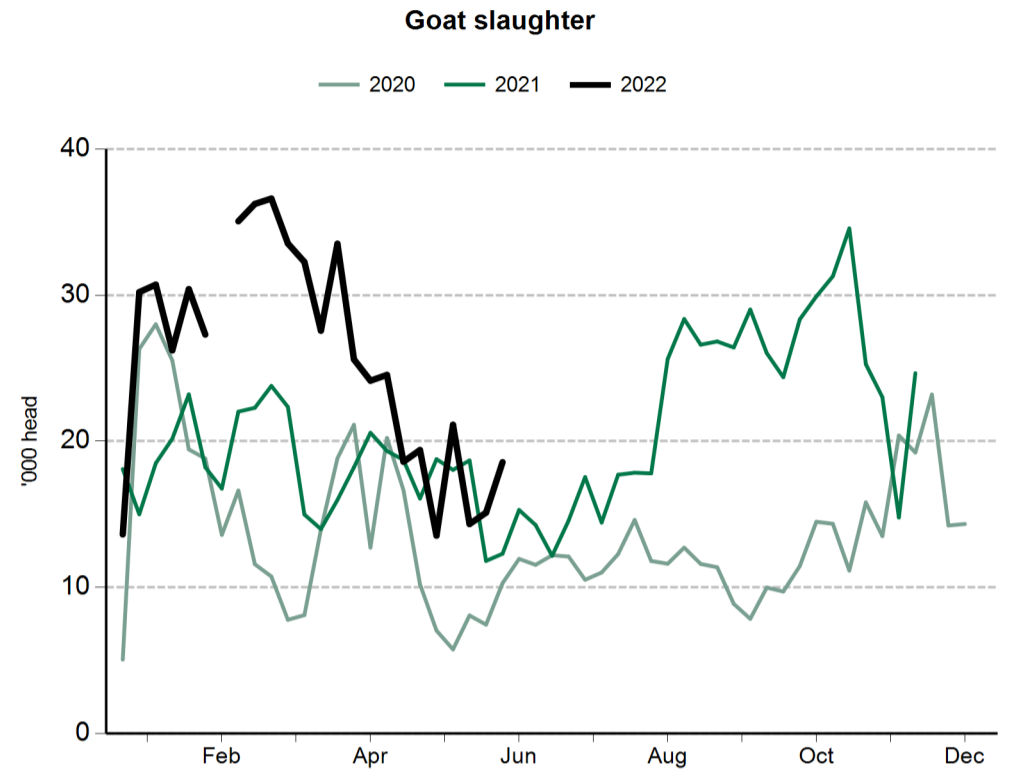
Sheep and lamb saleyard throughput		24 Jun 2022	17 Jun 2022	25 Jun 2021
NSW	Lambs	52,280	128,126	118,360
	Sheep	14,795	57,360	58,561
Victoria	Lambs	23,427	54,614	38,954
	Sheep	7,411	20,217	11,317
SA	Lambs	2,129	6,700	6,557
	Sheep	753	1,814	1,314
WA	Lambs	3,603	5,811	12,100
	Sheep	880	3,005	3,557
Tasmania	Lambs	502	2,267	1,583
	Sheep	292	1,791	1,207



Sheep and lamb slaughter		25 Jun 2021
Queensland	Lambs	494
	Sheep	1,631
NSW	Lambs	102,181
	Sheep	14,085
Victoria	Lambs	175,948
	Sheep	31,465
SA	Lambs	51,104
	Sheep	2,203
Tasmania	Lambs	5,700
	Sheep	1,362



Goat slaughter		25 Jun 2021
Queensland	Goats	9,696
NSW	Goats	1,170
Victoria	Goats	2,205
SA	Goats	1,188
Tasmania	Goats	nq



#### Cattle prices

National saleyard indicators	Live weight	Muscle/Fat	Unit	28 Jun 2022	29 Jun 2021
Restocker Steer	200-280kg	C2	¢/kg lwt	617	556
Feeder Steer	330-400kg	C2	¢/kg lwt	543	475
Vealer Steer	280-330kg	C2	¢/kg lwt	589	533
			¢/kg cwt	1124	1010
Trade Steer	330-400kg	C3	¢/kg lwt	559	488
			¢/kg cwt	1019	923
Medium Steer	400-500kg	C3	¢/kg lwt	427	403
			¢/kg cwt	801	755
Heavy Steer	500-600kg	C4	¢/kg lwt	437	406
			¢/kg cwt	798	741
Medium Cow	400-520kg	D3	¢/kg lwt	321	286
			¢/kg cwt	663	590
Eastern Young Cattle Indicator (EYCI)			¢/kg cwt	1028.00	934

Eastern states OTH indicators	Carcase weight	Muscle	Unit	2 Jul 2021
Trade steer	240-260kg	A-C	¢/kg cwt	660
Medium steer	260-280kg	A-C	¢/kg cwt	674
Heavy steer	300-400kg	A-C	¢/kg cwt	681
Medium cow	260-280kg	A-E	¢/kg cwt	572
MSA trade steer	240-260kg	A-C	¢/kg cwt	669

Feeder cattle indicators - paddock sales		Unit
<b>Domestic</b>		
Steers 280-350kg		¢/kg lwt
Heifers 280-350kg		¢/kg lwt
<b>Export</b>		
Shortfed 100-120 DOF		¢/kg lwt
Mediumfed 120-220 DOF		¢/kg lwt
Longfed 220+ DOF		¢/kg lwt

State saleyard indicators				Queensland		NSW		Victoria		SA		Tasmania	
Category	Live weight	Muscle/Fat	Unit	28 Jun 2022	29 Jun 2021	28 Jun 2022	29 Jun 2021	28 Jun 2022	29 Jun 2021	28 Jun 2022	29 Jun 2021	28 Jun 2022	29 Jun 2021
Restocker Steer	200-280kg	C2	¢/kg lwt	619	556	609	557	498	414	nq	nq	443	nq
Feeder Steer	330-400kg	C2	¢/kg lwt	518	471	561	483	533	450	537	nq	nq	nq
Vealer Steer	280-330kg	C2	¢/kg lwt	481	nq	599	537	558	461	nq	540	nq	nq
			¢/kg cwt	925	nq	1141	1012	1064	850	nq	1080	nq	nq
Trade Steer	330-400kg	C3	¢/kg lwt	nq	nq	559	485	550	461	nq	516	nq	nq
			¢/kg cwt	nq	nq	1020	879	1000	868	nq	1026	nq	nq
Medium Steer	400-500kg	C3	¢/kg lwt	434	361	393	421	525	450	512	378	nq	nq
			¢/kg cwt	808	670	733	789	1000	849	992	756	nq	nq
Heavy Steer	500-600kg	C4	¢/kg lwt	422	360	440	407	nq	405	nq	nq	nq	nq
			¢/kg cwt	774	667	804	742	nq	750	nq	nq	nq	nq
Medium Cow	400-520kg	D3	¢/kg lwt	324	273	313	296	332	314	nq	nq	nq	264
			¢/kg cwt	671	569	653	616	654	637	nq	nq	nq	548

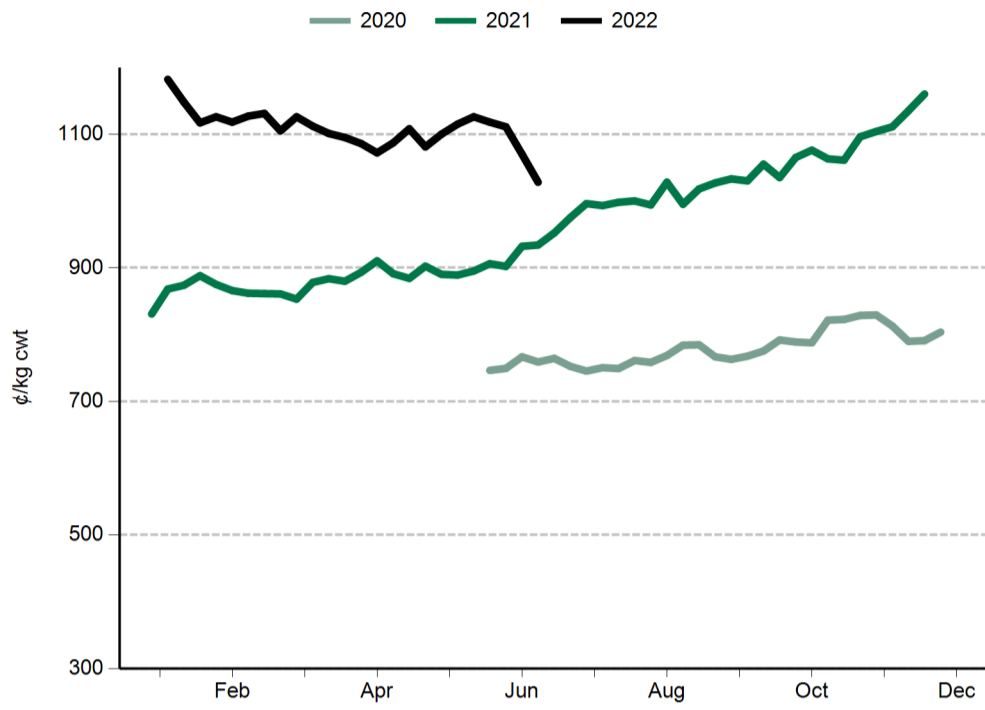
State over-the-hooks indicators				Queensland	NSW	Victoria	SA	Tasmania
Category	Carcase weight	Muscle	Unit	2 Jul 2021	2 Jul 2021	2 Jul 2021	2 Jul 2021	2 Jul 2021
Trade steer	240-260kg	A-C	¢/kg cwt	672	675	718	nq	575
Medium steer	260-280kg	A-C	¢/kg cwt	670	677	719	nq	630
Heavy steer	300-400kg	A-C	¢/kg cwt	680	690	725	nq	630
Medium cow	260-280kg	A-E	¢/kg cwt	586	574	549	615	535
MSA trade steer	240-260kg	A-C	¢/kg cwt	681	682	nq	645	nq

WA saleyard indicators	Unit	28 Jun 2022	29 Jun 2021
WYCI	¢/kg cwt	1004	963
Medium Steer	¢/kg lwt	439	400
Medium Cow	¢/kg lwt	306	325

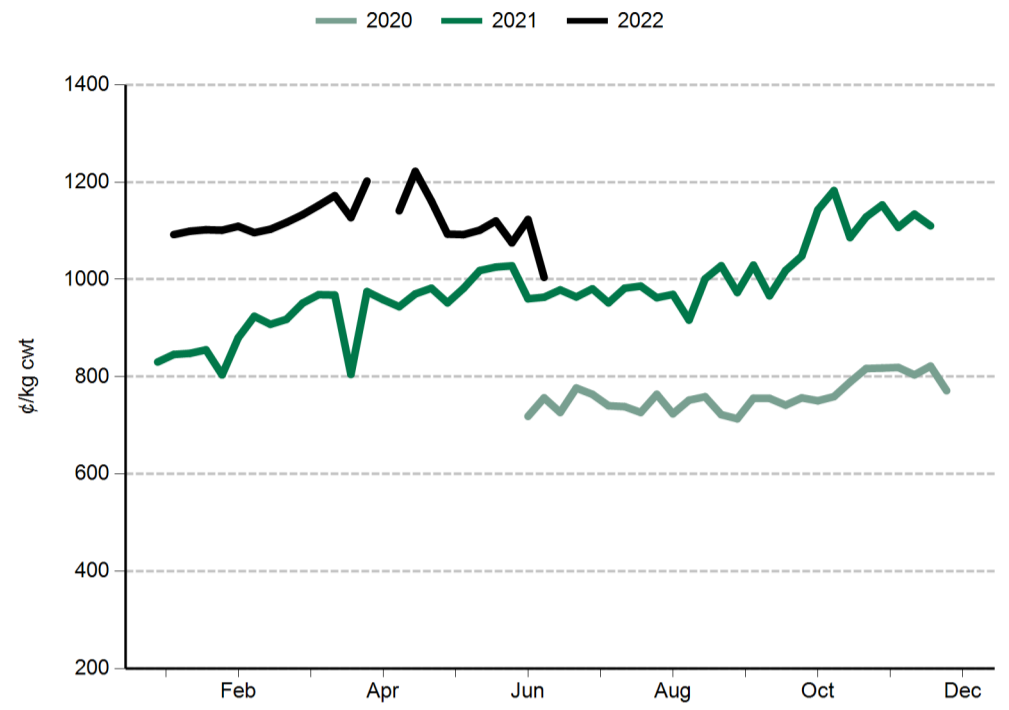
WA over-the-hooks indicators	Unit
Grassfed yearling	¢/kg cwt
Grainfed yearling	¢/kg cwt
MSA yearling	¢/kg cwt

Live Export Price Quotes			Unit	17 Jun 2022	25 Jun 2021
Light Steer	260 - 360 kg	Townsville	¢/kg lwt	nq	400
	260 - 360 kg	Darwin	¢/kg lwt	nq	nq
Light Heifer	260 - 360 kg	Townsville	¢/kg lwt	nq	375
	260 - 360 kg	Darwin	¢/kg lwt	nq	nq

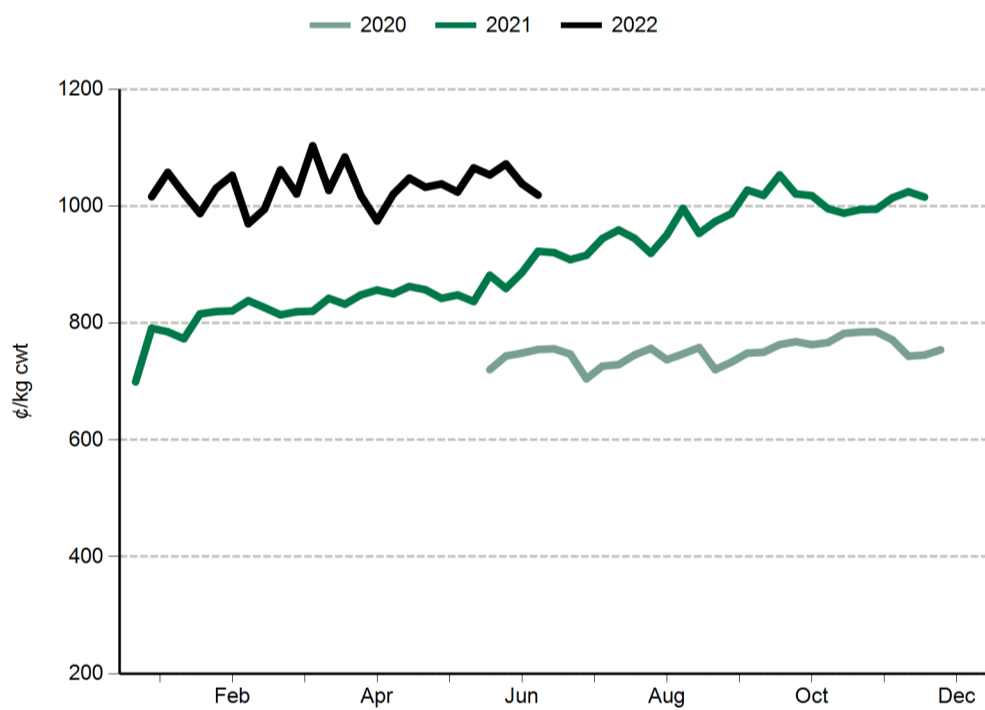
**Eastern Young Cattle Indicator (EYCI)**



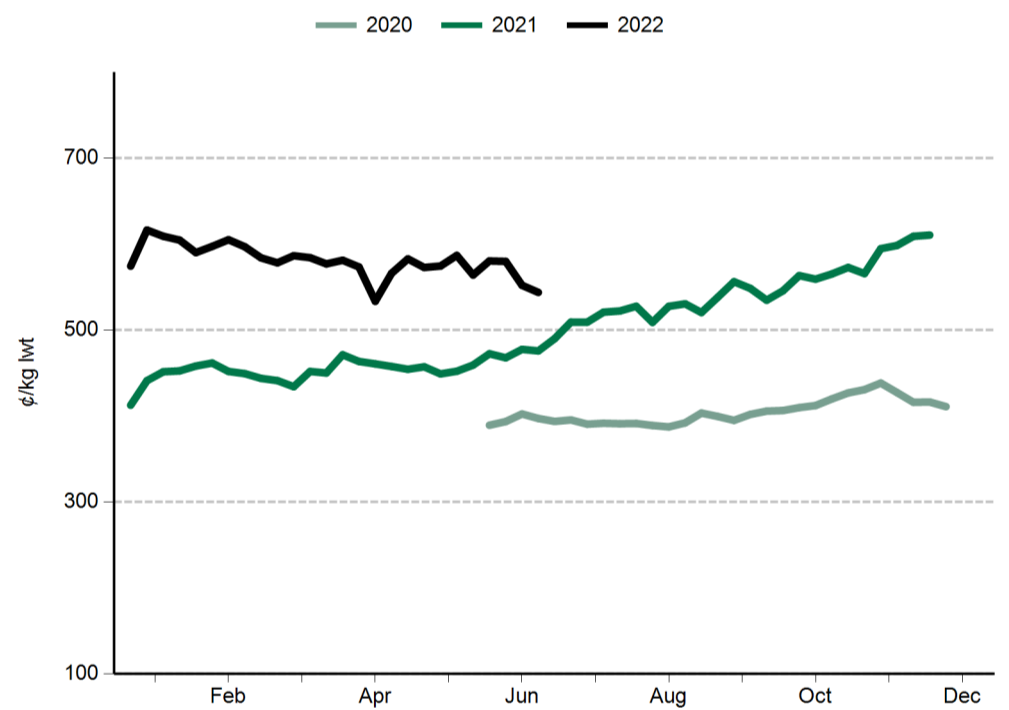
**Western Young Cattle Indicator (WYCI)**



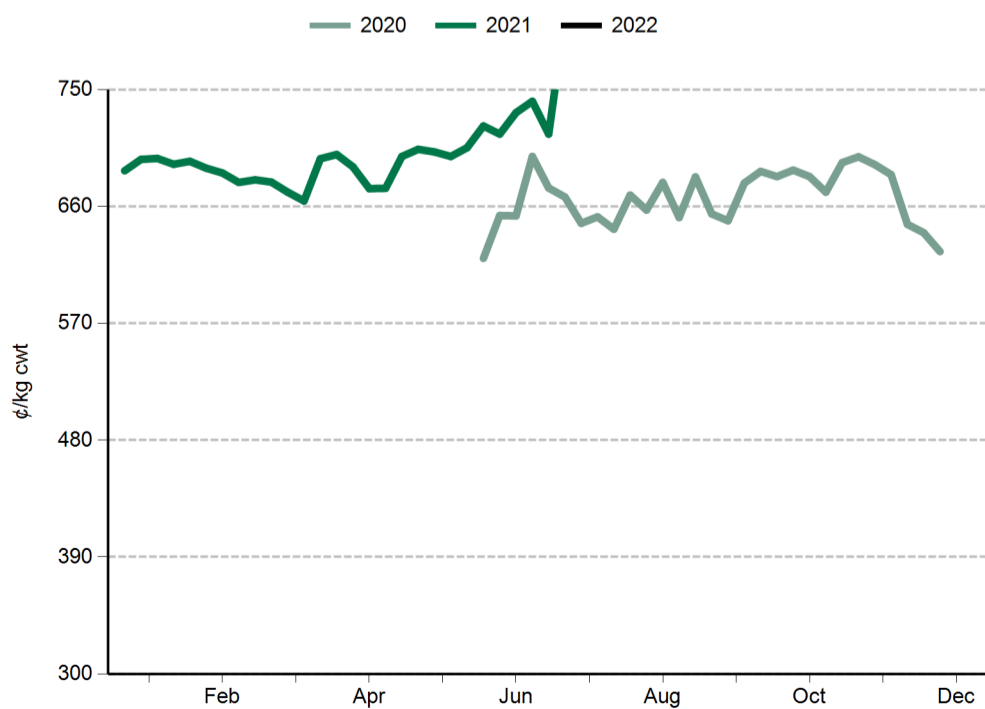
**Trade steer**



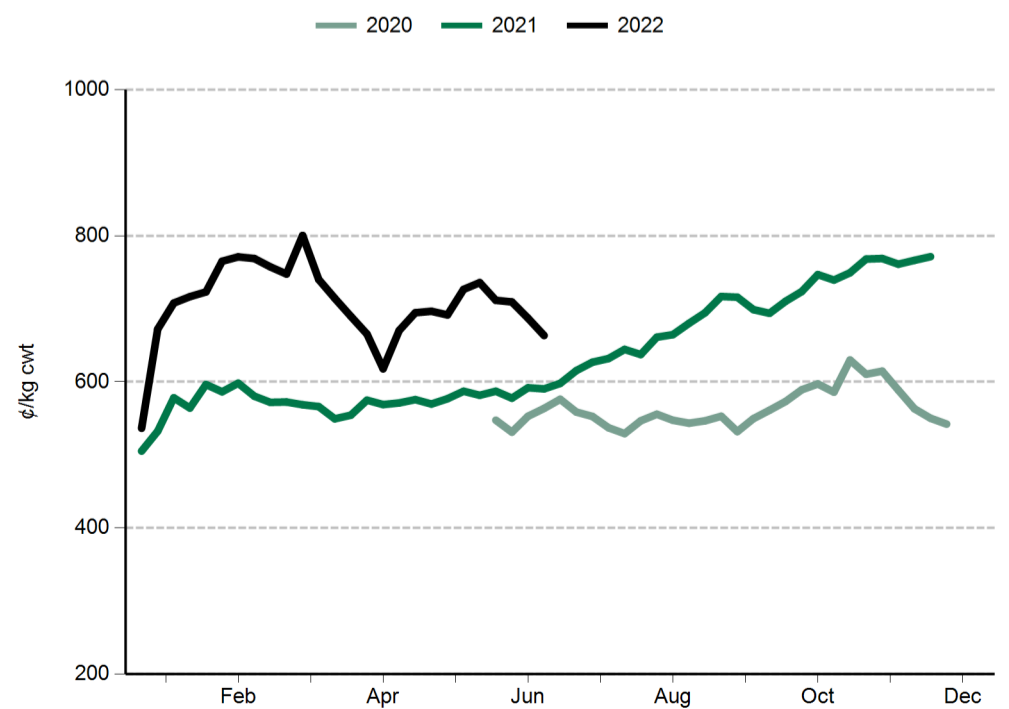
**Feeder steer**



**Heavy steer**



**Medium cow**



#### Sheep and lamb prices

Eastern States Trade Lamb Indicator (¢/kg cwt)	28 Jun 2022	29 Jun 2021
ESTLI	781	851

National saleyard sheep and lamb indicators (¢/kg cwt)		28 Jun 2022	29 Jun 2021
Merino lamb	16-22kg	669	801
Restocker/feeder lamb	0-18kg	728	831
Light lamb	12-18kg	690	819
Trade lamb	18-22kg	774	843
Heavy lamb	22+kg	778	830
Mutton	18-24kg	567	690

National OTH sheep and lamb indicators (¢/kg cwt)		2 Jul 2021
Medium trade lamb	18-20kg	767
Heavy trade lamb	20-22kg	767
Heavy lamb	22-24kg	767
Mutton	18-24kg	649

State saleyard sheep and lamb indicators (¢/kg cwt)		Victoria		NSW		SA		WA		Tasmania	
		28 Jun 2022	29 Jun 2021	28 Jun 2022	29 Jun 2021	28 Jun 2022	29 Jun 2021	28 Jun 2022	29 Jun 2021	28 Jun 2022	29 Jun 2021
Merino lamb	16-22kg	656	825	692	785	769	759	575	815	nq	nq
Restocker/feeder lamb	0-18kg	712	762	767	935	nq	905	404	807	466	895
Light lamb	12-18kg	623	807	721	844	799	756	550	817	680	853
Trade lamb	18-22kg	729	858	794	851	782	811	601	782	nq	852
Heavy lamb	22+kg	794	850	776	825	758	766	609	785	749	814
Mutton	18-24kg	636	686	556	698	598	640	458	593	665	746

Over-the-hooks sheep and lamb indicators (¢/kg cwt)		Victoria	NSW	SA	WA	Tasmania
		2 Jul 2021	2 Jul 2021	2 Jul 2021	2 Jul 2021	2 Jul 2021
Medium trade lamb	18-20kg	769	735	780	784	nq
Heavy trade lamb	20-22kg	769	735	780	784	nq
Heavy lamb	22-24kg	770	735	780	784	nq
Mutton	18-24kg	654	688	638	617	nq

Live export price quotes (A\$/head)		21 Jun 2022	29 Jun 2021
Live wether	Muchea	nq	nq

#### Glossary:

**cwt** – carcase weight

**lwt** – live weight

**OTH** – over-the-hooks. Refers to the marketing of cattle/sheep/lambs directly from the farm to an abattoir where a producer is paid for the value of the carcase based on a sliding grid.

**CIF** – Cost, insurance, freight. The quoted price for the goods including freight and insurance costs delivered to final destination.

**C&F** – Cost and freight. Refers to the quoted price for the goods, including freight to the delivery point, but not insurance.

**FAS** – Free alongside ship. Refers to export price quotes where the seller is obliged to pay warehouse services, packing, inland freight and port charges, but not placement of goods onto the ship. The buyer is obliged to pay overseas freight, charges in foreign port, customs duties, quarantine and delivery to final destination. (See also 'FOB').

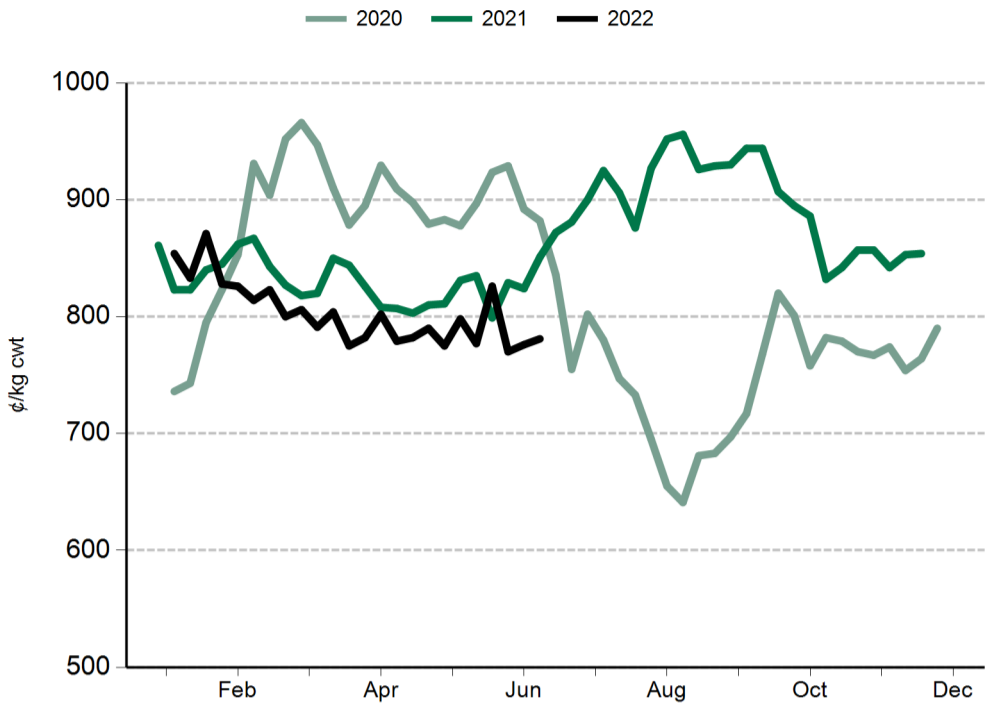
**EYCI** – Eastern Young Cattle Indicator. A seven day rolling average from 24 saleyards across NSW, Victoria and Queensland. It includes vealer and yearling heifers and steers, grade score C2 or C3, with live weight from 200kg.

**WYCI** – Western Young Cattle Indicator. A benchmark of the value of young cattle in WA saleyards. It includes vealer and yearling heifers and steers, grade score C2 or C3, 180kg+ live weight.

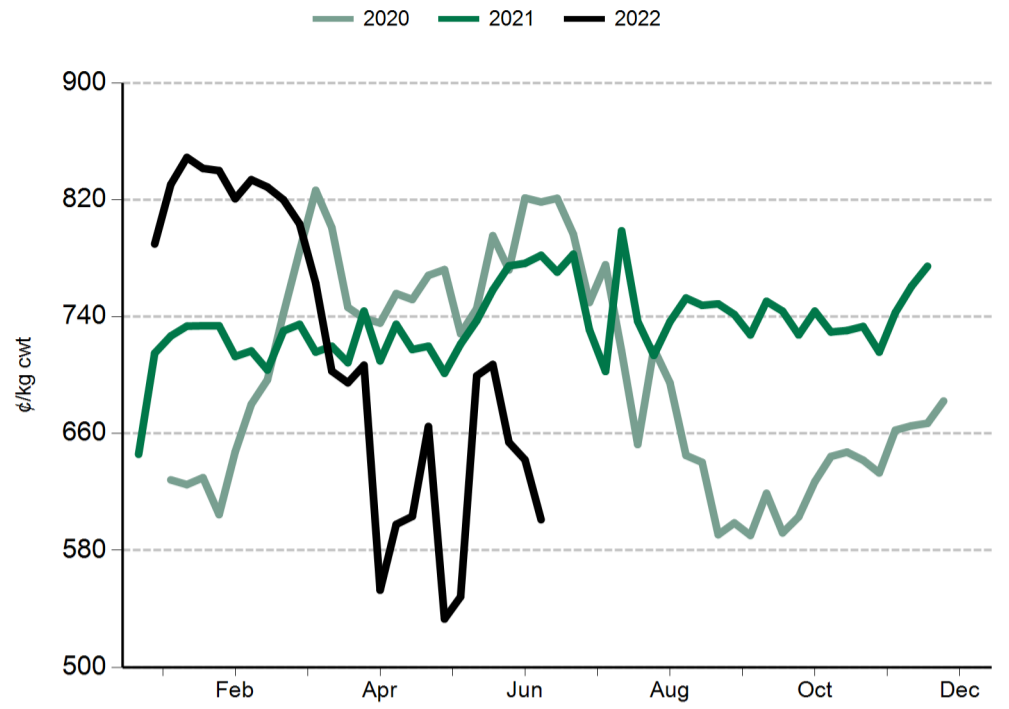
**All data is collected by MLA's NLRS, unless specified otherwise.**



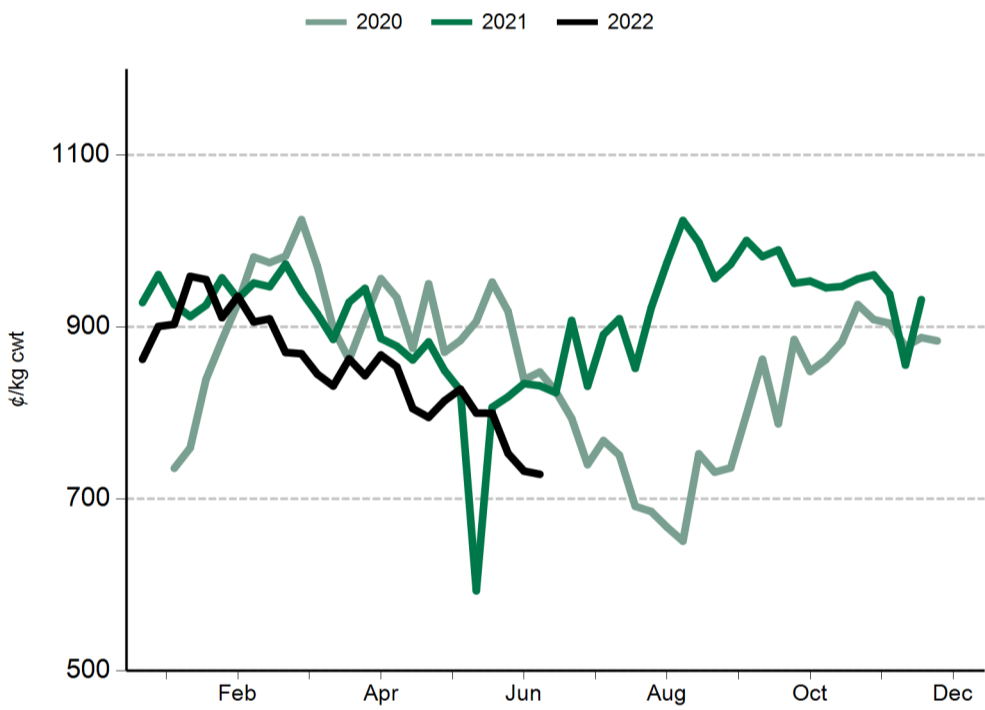
**Eastern States Trade Lamb Indicator (ESTLI)**



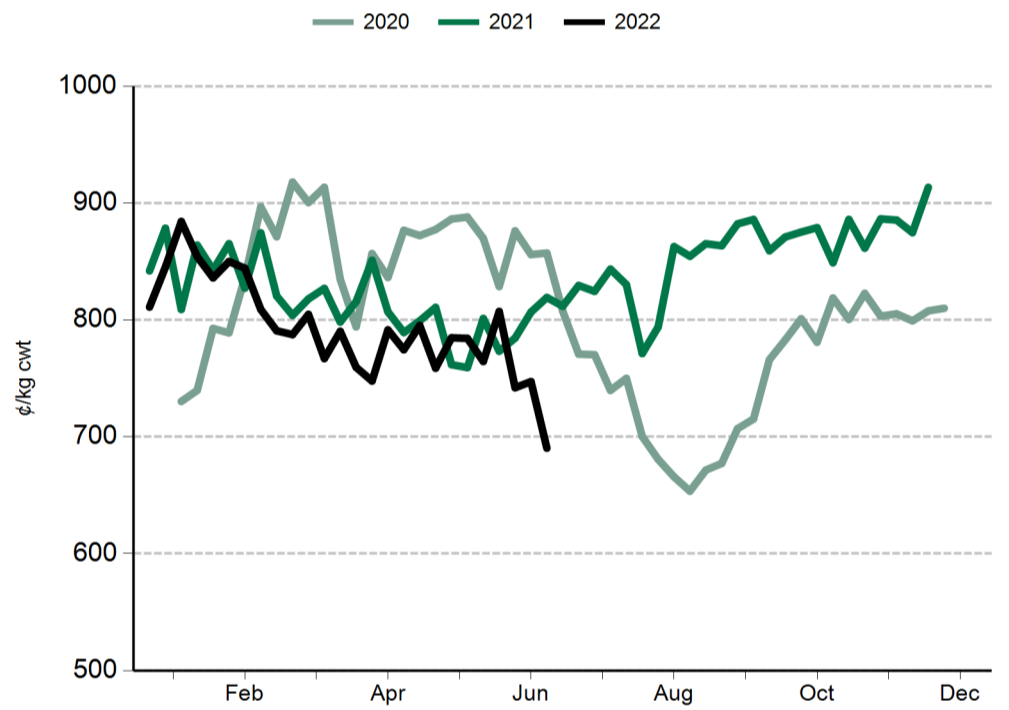
**Western Trade Lamb Indicator (WTLI)**



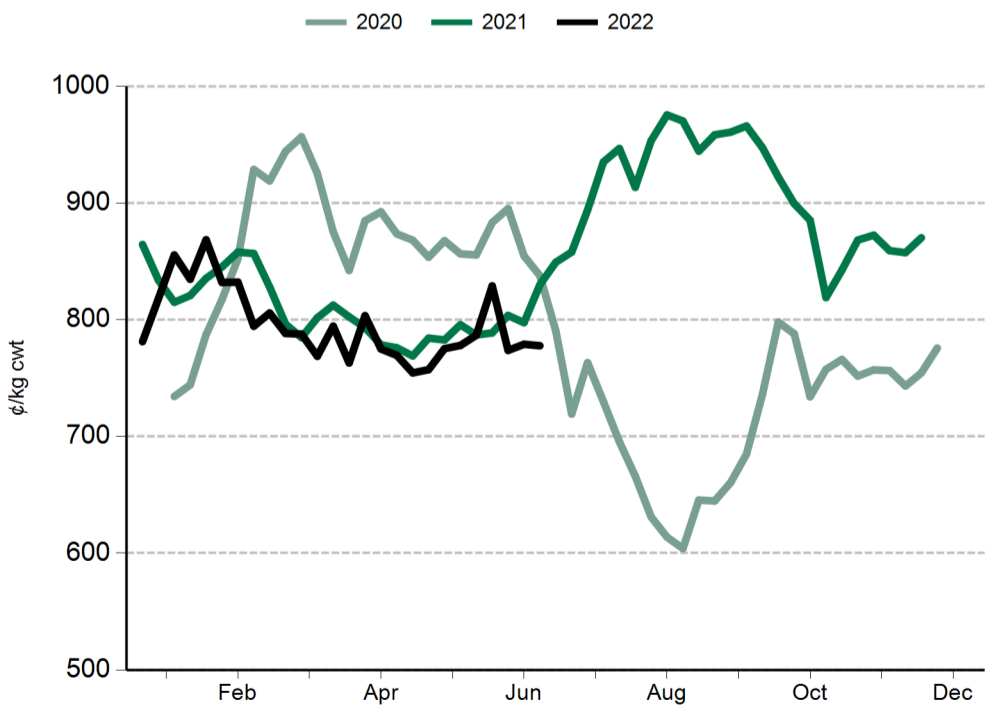
**Restocker lamb**



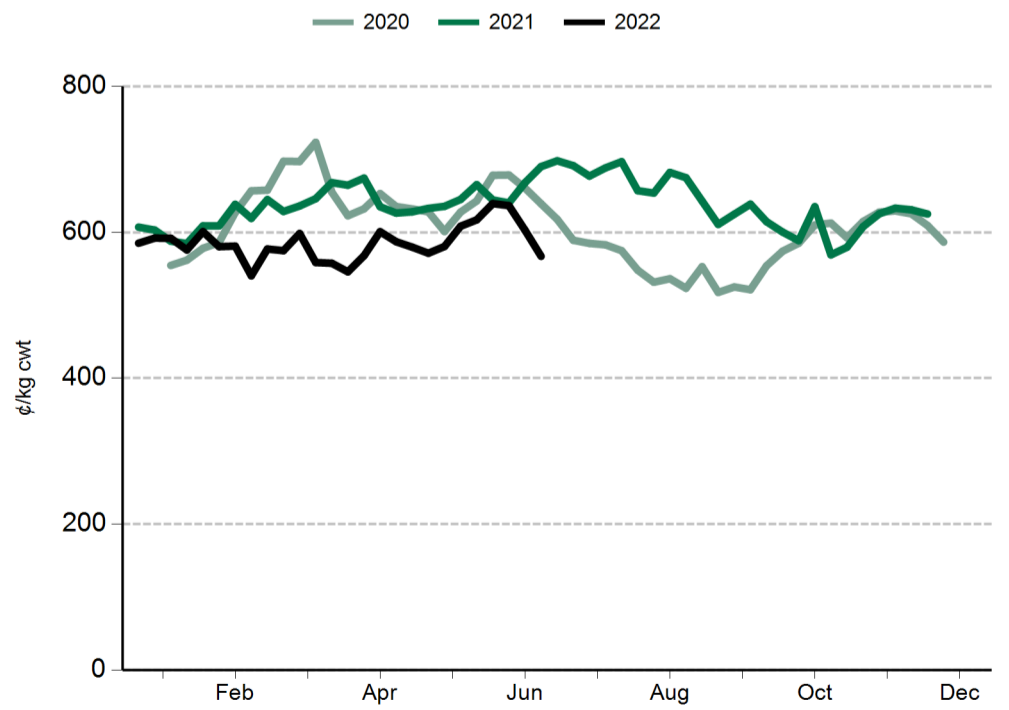
**Light lamb**



**Heavy lamb**



**Mutton**

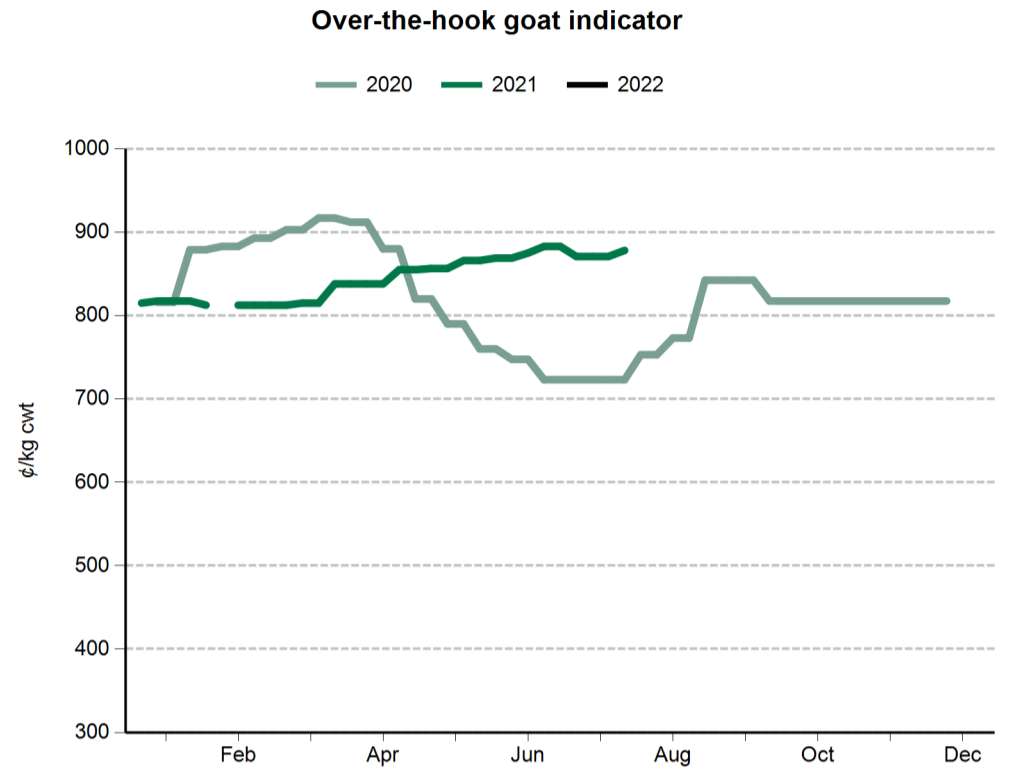


#### General statistics

Over-the-hooks goat indicators (A¢/kg cwt)	2 Jul 2021
8.1-10kg	903
10.1-12kg	883
12.1-16kg	883
16.1-20kg	887
20.1kg+	860

#### Skin indicators - Lambs

--



Grain prices - Darling Downs (A\$/tonne)	24 Jun 2022	17 Jun 2022	25 Jun 2021
Wheat	425	nq	323
Barley	445	450	310
Sorghum	380	nq	nq

Grain prices - Riverina (A\$/tonne)	24 Jun 2022	17 Jun 2022	25 Jun 2021
Wheat	nq	nq	300
Barley	370	390	255

Source: Profarmer Australia

#### PLEASE NOTE

MLA no longer reports on fodder prices, tallow prices or the EMI on a weekly basis.

These can be accessed separately through these links:

- [Fodder prices \(Dairy Australia\)](#)
- [Tallow prices \(MLA monthly co-product report\)](#)
- [EMI \(AWEX\)](#)

US imported beef prices (CIF)		17 Jun 2022	25 Jun 2021
Bull 95CL	US¢/lb	287.5	289.5
	A¢/kg	913.5	848.2
Cow 90CL	US¢/lb	272.5	268.0
	A¢/kg	865.8	785.2
CC/CF 85CL	US¢/lb	261.5	247.5
	A¢/kg	830.9	725.1
Shank 90CL	US¢/lb	277.5	272.5
	A¢/kg	881.7	798.4
Trim 85CL	US¢/lb	261.0	247.0
	A¢/kg	829.3	723.7
Trim 80CL	US¢/lb	nq	227.0
	A¢/kg	nq	665.1
Trim 75CL	US¢/lb	nq	175.0
	A¢/kg	nq	512.7
Trim 65CL	US¢/lb	nq	nq
	A¢/kg	nq	nq
Outside flats	US¢/lb	nq	nq
	A¢/kg	nq	nq
Knuckles	US¢/lb	300.0	302.5
	A¢/kg	953.2	886.3
Inside cap off	US¢/lb	360.0	377.5
	A¢/kg	1143.8	1106.0

Source: Steiner Consulting Group

