

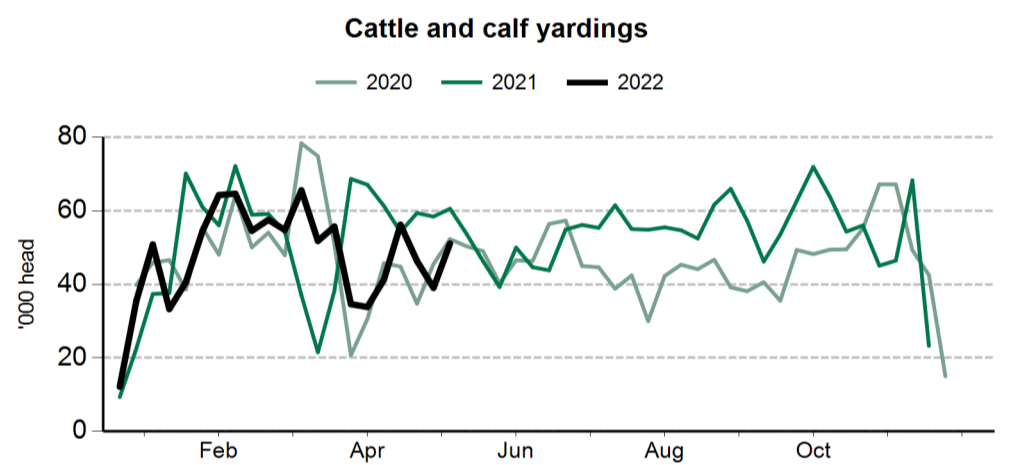
The following weekly statistical summary includes the following information:

- **Livestock movements**.....pages 1-2
 - Cattle yardings
 - Sheep yardings
 - Cattle slaughter
 - Sheep, lamb and goat slaughter
- **Cattle price indicators**.....pages 3-4
 - Saleyard indicators
 - Over-the-hook indicators
 - Live export indicators
- **Sheep and lamb indicators**.....pages 5-6
 - Saleyard indicators
 - Over-the-hook indicators
 - Live export indicators
- **General statistics**.....page 7
 - Over-the-hook goat indicators
 - Skin price indicators
 - Weekly US imported beef indicators

Cattle movements

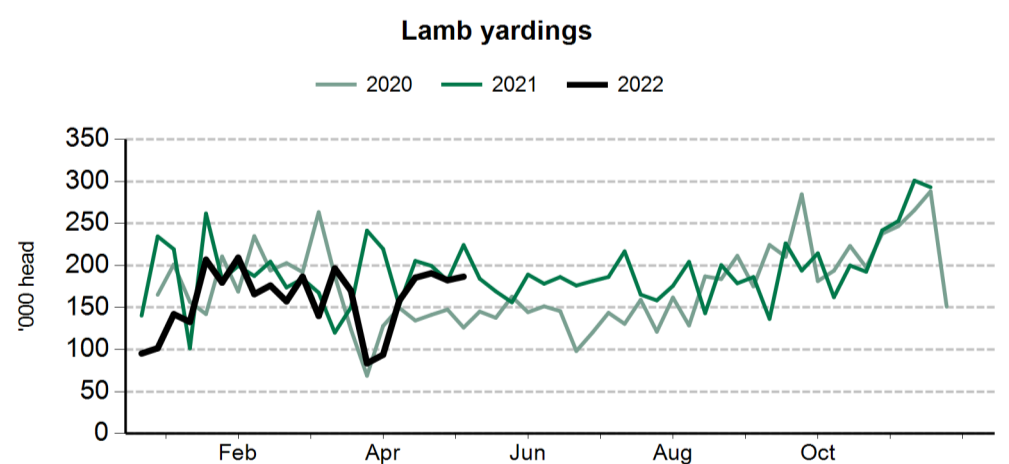
Cattle saleyard throughput		27 May 2022	20 May 2022	28 May 2021
Queensland	Cattle	6,054	12,665	18,340
NSW	Cattle	7,424	16,033	14,031
Victoria	Cattle	3,930	6,513	6,750
SA	Cattle	599	885	1,094
WA	Cattle	550	1,621	1,347
Tasmania	Cattle	88	121	nq

Cattle slaughter		20 May 2022	28 May 2021
Queensland	Cattle	49,963	41,341
	Calves	46	15
NSW	Cattle	25,682	24,427
	Calves	9	1,164
Victoria	Cattle	11,681	14,636
	Calves	2,152	4,635
SA	Cattle	3,198	3,294
	Calves	22	11
Tasmania	Cattle	4,412	2,937
	Calves	174	163

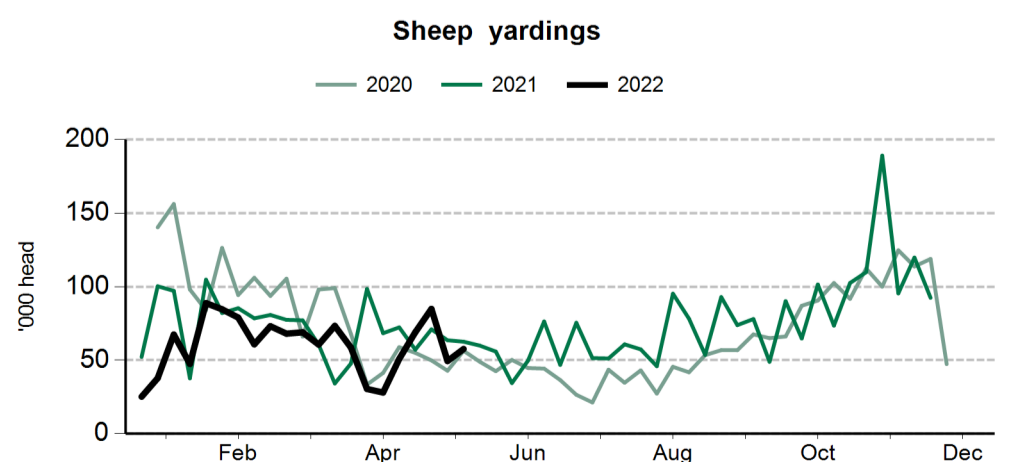


Smallstock movements

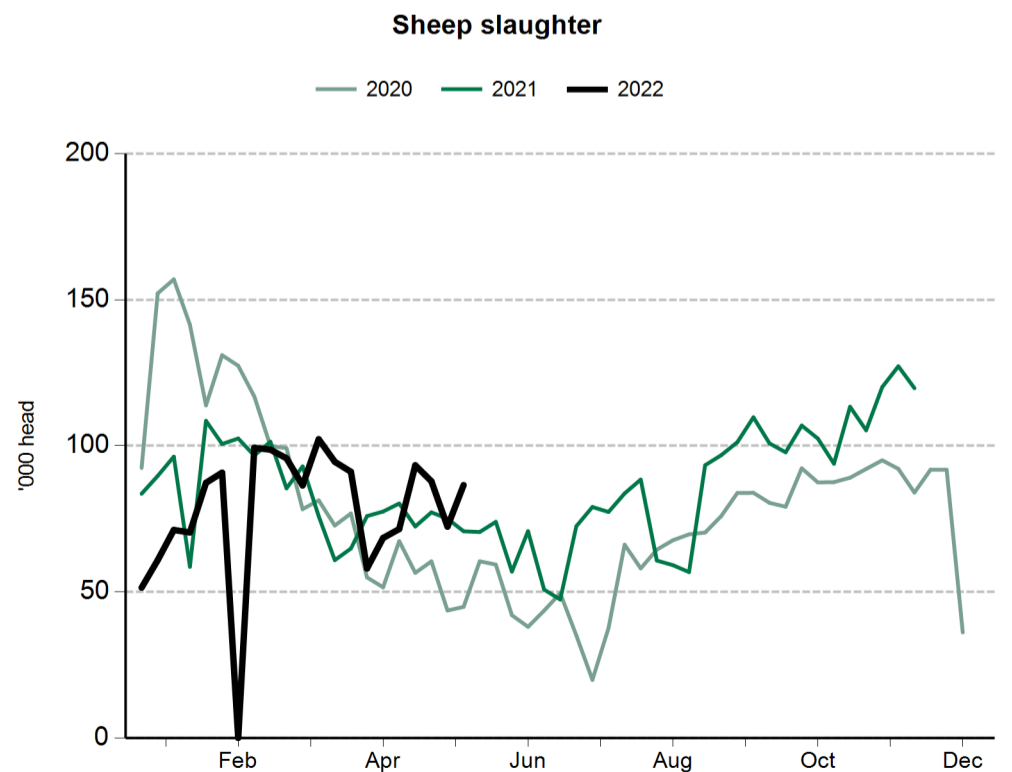
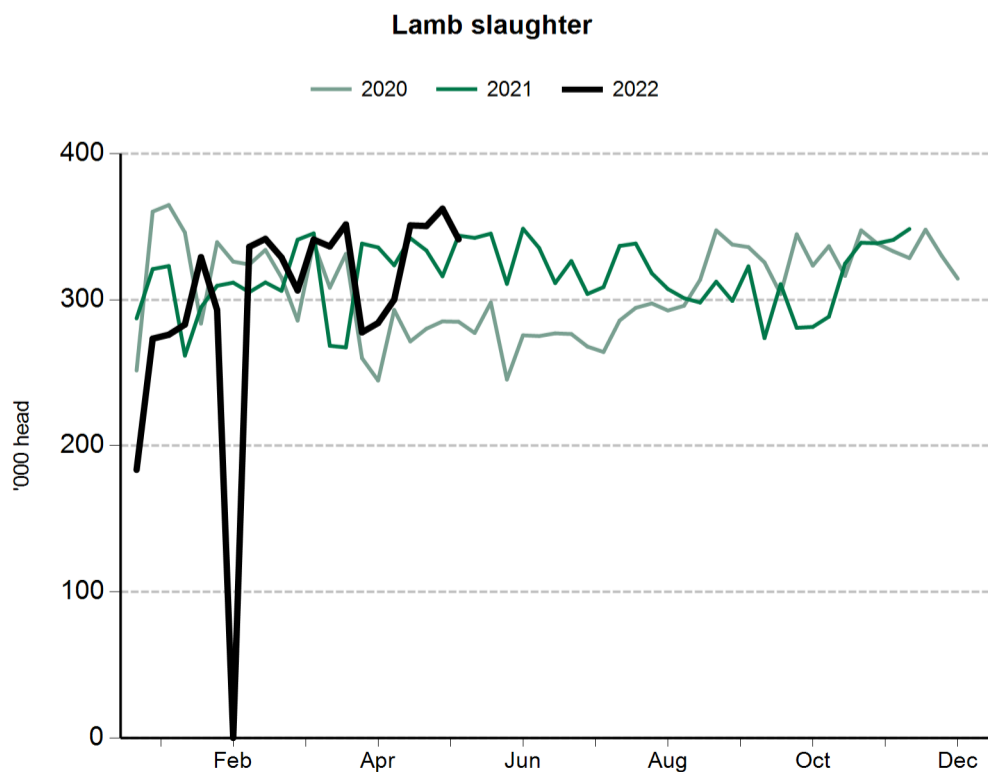
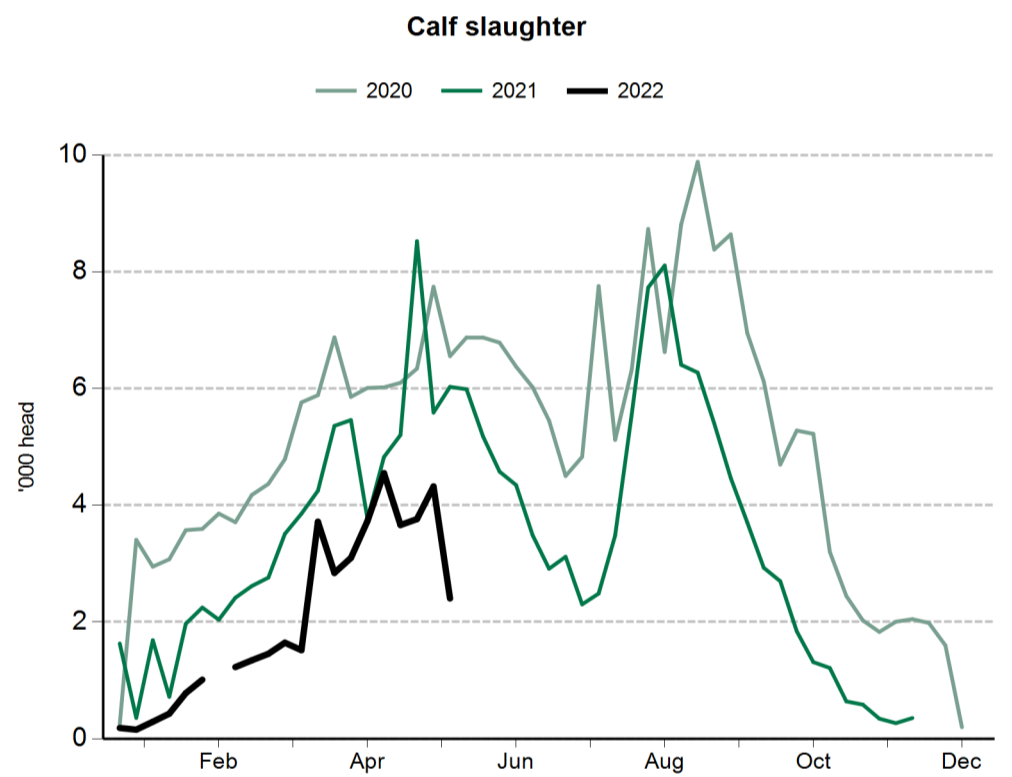
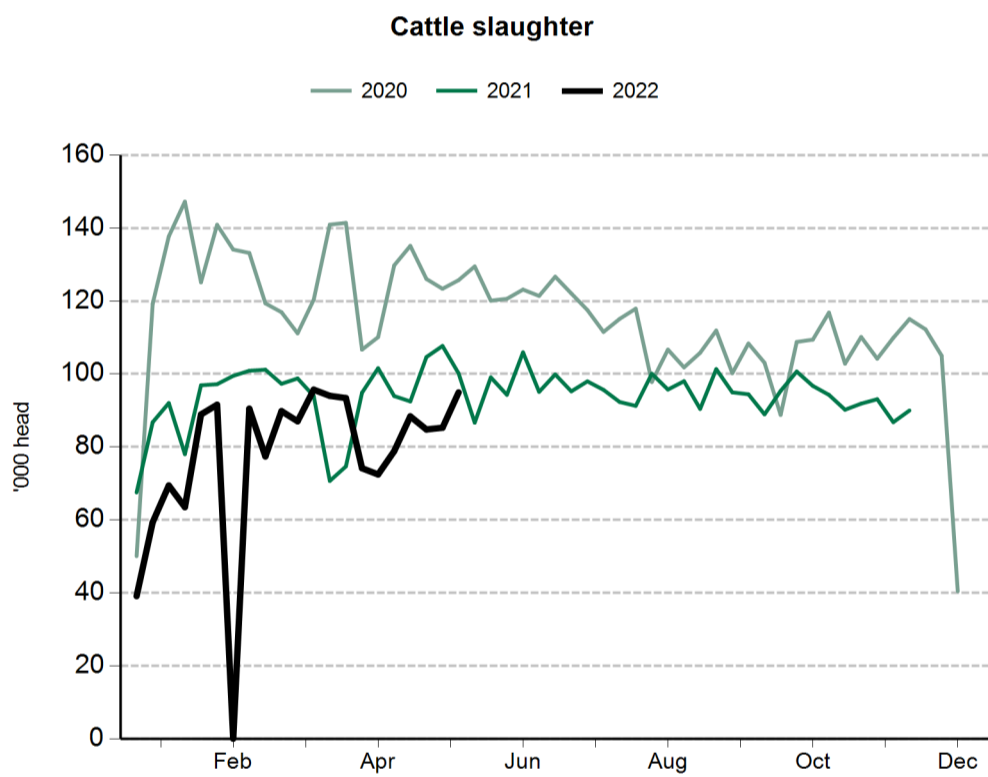
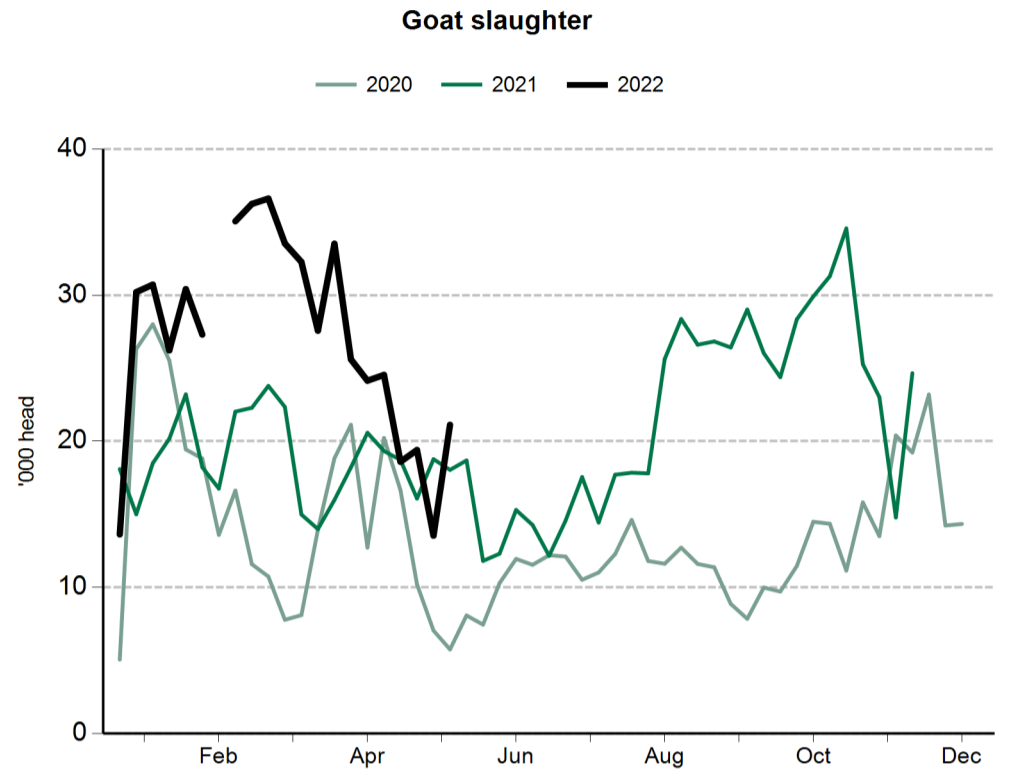
Sheep and lamb saleyard throughput		27 May 2022	20 May 2022	28 May 2021
NSW	Lambs	29,255	105,685	115,780
	Sheep	9,325	33,995	29,209
Victoria	Lambs	36,135	64,075	48,805
	Sheep	9,717	16,985	19,780
SA	Lambs	5,852	10,060	8,099
	Sheep	1,515	1,879	2,900
WA	Lambs	2,000	4,431	10,488
	Sheep	615	2,706	7,875
Tasmania	Lambs	1,926	1,590	nq
	Sheep	2,139	1,810	nq



Sheep and lamb slaughter		20 May 2022	28 May 2021
Queensland	Lambs	149	686
	Sheep	284	1,006
NSW	Lambs	110,440	114,695
	Sheep	34,973	35,149
Victoria	Lambs	169,423	181,313
	Sheep	40,764	31,580
SA	Lambs	54,537	38,961
	Sheep	8,783	1,958
Tasmania	Lambs	6,804	6,647
	Sheep	1,723	768



Goat slaughter		20 May 2022	28 May 2021
Queensland	Goats	10,802	8,310
NSW	Goats	1,524	2,762
Victoria	Goats	5,411	5,347
SA	Goats	3,383	2,261
Tasmania	Goats	nq	nq



Cattle prices

National saleyard indicators	Live weight	Muscle/Fat	Unit	31 May 2022	1 Jun 2021
Restocker Steer	200-280kg	C2	¢/kg lwt	708	542
Feeder Steer	330-400kg	C2	¢/kg lwt	564	459
Vealer Steer	280-330kg	C2	¢/kg lwt	661	512
			¢/kg cwt	1251	976
Trade Steer	330-400kg	C3	¢/kg lwt	575	459
			¢/kg cwt	1066	837
Medium Steer	400-500kg	C3	¢/kg lwt	470	401
			¢/kg cwt	878	751
Heavy Steer	500-600kg	C4	¢/kg lwt	446	388
			¢/kg cwt	821	705
Medium Cow	400-520kg	D3	¢/kg lwt	359	284
			¢/kg cwt	736	582
Eastern Young Cattle Indicator (EYCI)			¢/kg cwt	1126.00	895

Eastern states OTH indicators	Carcase weight	Muscle	Unit	4 Jun 2021
Trade steer	240-260kg	A-C	¢/kg cwt	642
Medium steer	260-280kg	A-C	¢/kg cwt	654
Heavy steer	300-400kg	A-C	¢/kg cwt	663
Medium cow	260-280kg	A-E	¢/kg cwt	561
MSA trade steer	240-260kg	A-C	¢/kg cwt	666

Feeder cattle indicators - paddock sales		Unit
Domestic		
Steers 280-350kg		¢/kg lwt
Heifers 280-350kg		¢/kg lwt
Export		
Shortfed 100-120 DOF		¢/kg lwt
Mediumfed 120-220 DOF		¢/kg lwt
Longfed 220+ DOF		¢/kg lwt

State saleyard indicators				Queensland		NSW		Victoria		SA	
Category	Live weight	Muscle/Fat	Unit	31 May 2022	1 Jun 2021	31 May 2022	1 Jun 2021	31 May 2022	1 Jun 2021	31 May 2022	1 Jun 2021
Restocker Steer	200-280kg	C2	¢/kg lwt	712	543	635	495	nq	nq	nq	nq
Feeder Steer	330-400kg	C2	¢/kg lwt	548	448	587	475	593	434	456	478
Vealer Steer	280-330kg	C2	¢/kg lwt	564	451	668	515	600	456	nq	551
			¢/kg cwt	1085	867	1261	972	1111	839	nq	1103
Trade Steer	330-400kg	C3	¢/kg lwt	nq	nq	570	461	579	473	578	444
			¢/kg cwt	nq	nq	1040	829	1088	876	1050	874
Medium Steer	400-500kg	C3	¢/kg lwt	415	377	460	435	476	428	556	410
			¢/kg cwt	772	704	854	806	895	795	1050	798
Heavy Steer	500-600kg	C4	¢/kg lwt	441	367	455	400	474	403	nq	nq
			¢/kg cwt	817	672	825	718	887	746	nq	nq
Medium Cow	400-520kg	D3	¢/kg lwt	362	283	354	280	356	303	nq	nq
			¢/kg cwt	741	580	736	580	714	620	nq	nq

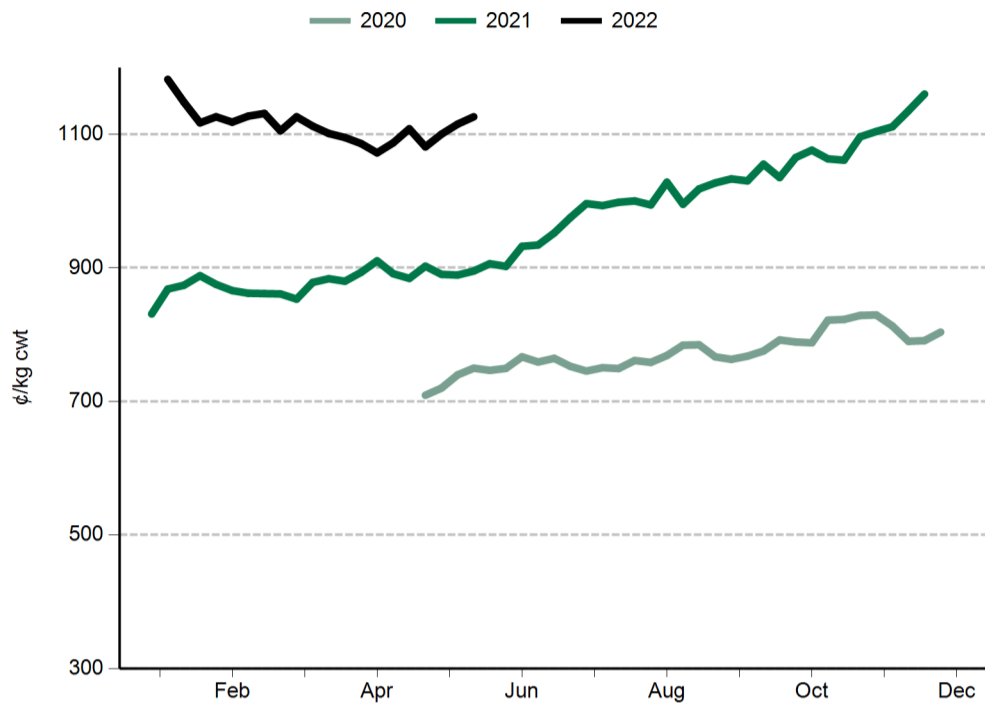
State over-the-hooks indicators				Queensland	NSW	Victoria	SA	Tasmania
Category	Carcase weight	Muscle	Unit	4 Jun 2021	4 Jun 2021	4 Jun 2021	4 Jun 2021	4 Jun 2021
Trade steer	240-260kg	A-C	¢/kg cwt	663	665	687	nq	551
Medium steer	260-280kg	A-C	¢/kg cwt	660	667	687	nq	600
Heavy steer	300-400kg	A-C	¢/kg cwt	671	679	693	nq	610
Medium cow	260-280kg	A-E	¢/kg cwt	578	565	539	604	520
MSA trade steer	240-260kg	A-C	¢/kg cwt	680	673	nq	645	nq

WA saleyard indicators	Unit	31 May 2022	1 Jun 2021
WYCI	¢/kg cwt	1101	1018
Medium Cow	¢/kg lwt	321	310
Medium Steer	¢/kg lwt	470	431

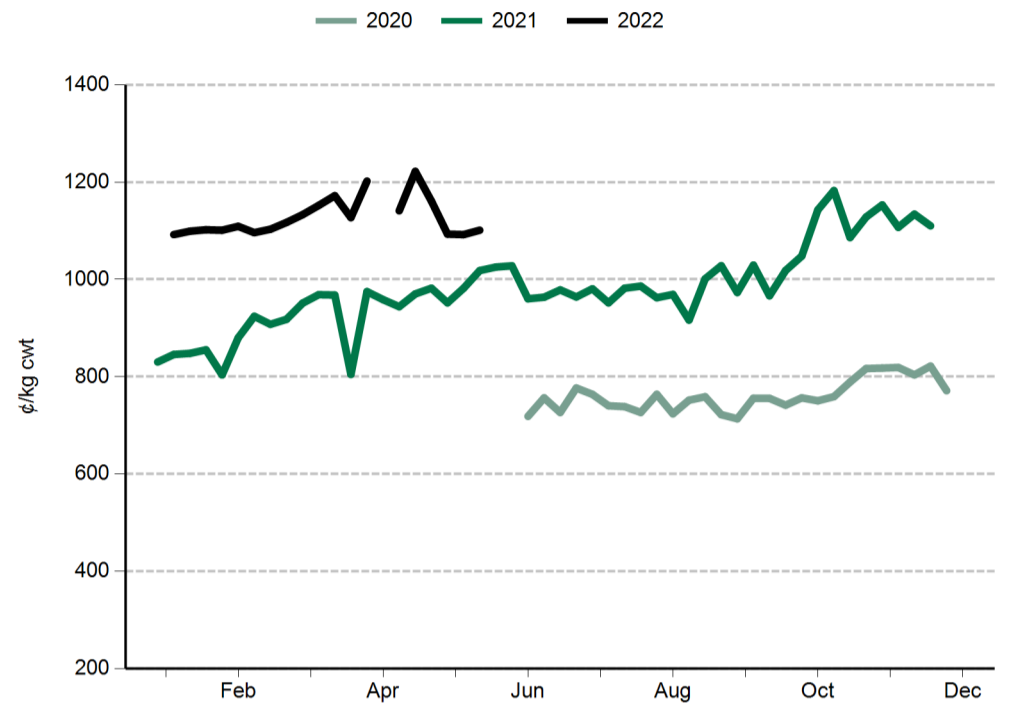
WA over-the-hooks indicators	Unit
Grassfed yearling	¢/kg cwt
Grainfed yearling	¢/kg cwt
MSA yearling	¢/kg cwt

Live Export Price Quotes			Unit	20 May 2022	28 May 2021
Light Steer	260 - 360 kg	Townsville	¢/kg lwt	nq	400
	260 - 360 kg	Darwin	¢/kg lwt	480	nq
Light Heifer	260 - 360 kg	Townsville	¢/kg lwt	nq	375
	260 - 360 kg	Darwin	¢/kg lwt	460	nq

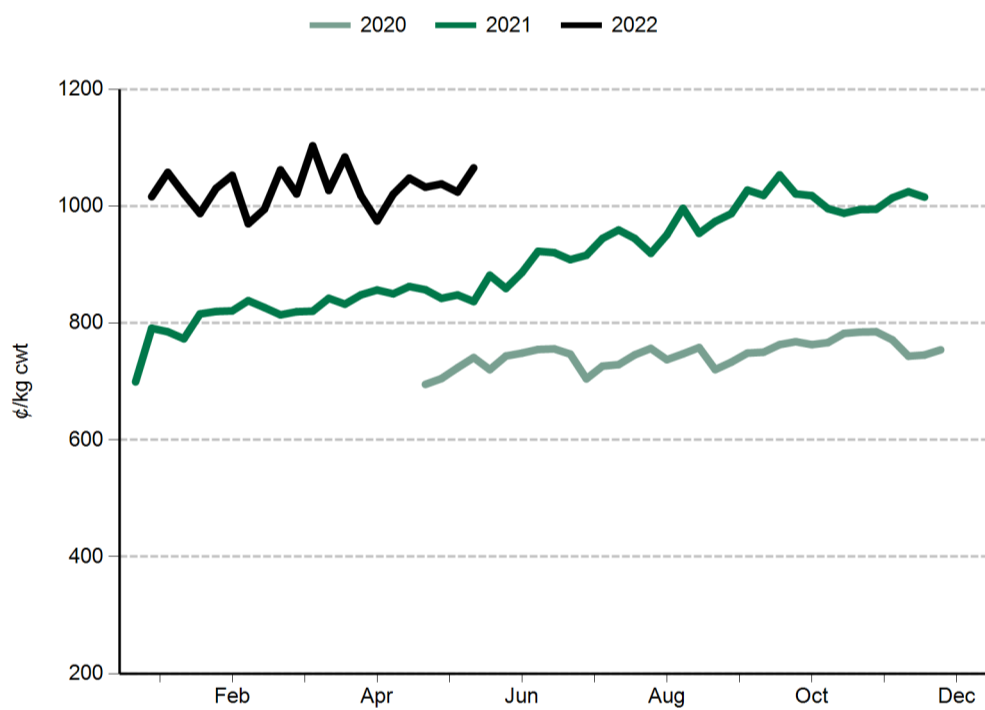
Eastern Young Cattle Indicator (EYCI)



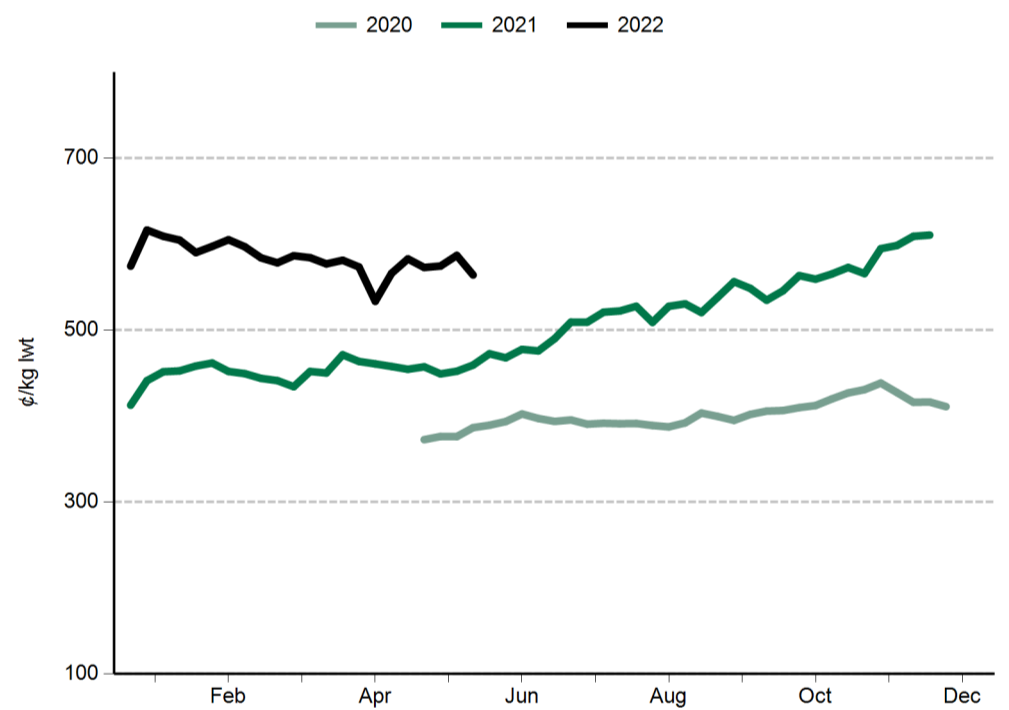
Western Young Cattle Indicator (WYCI)



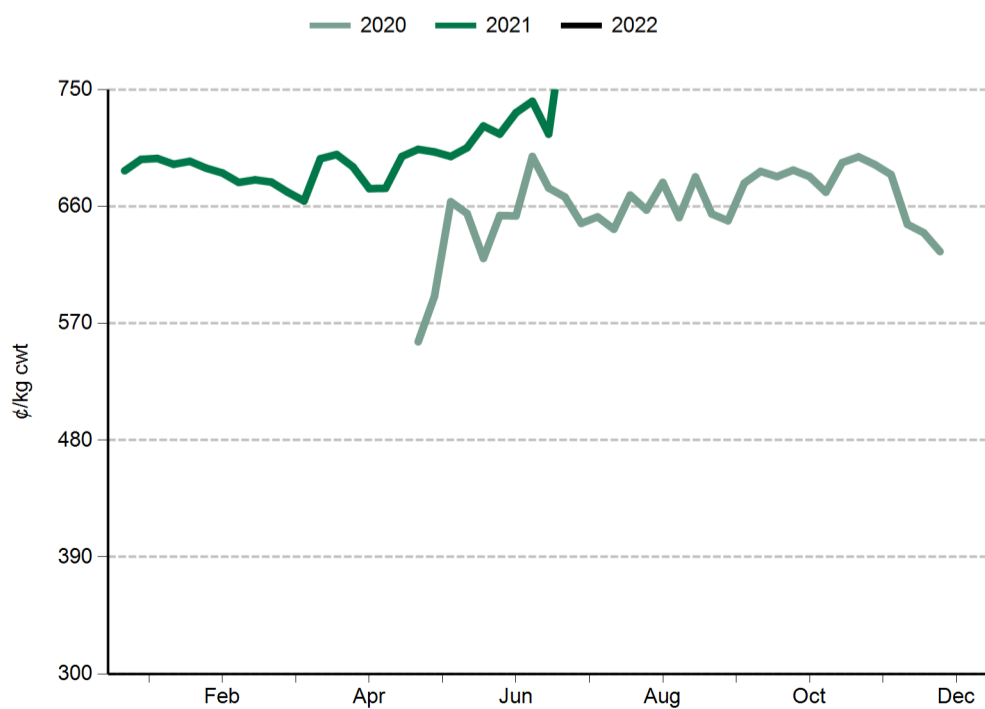
Trade steer



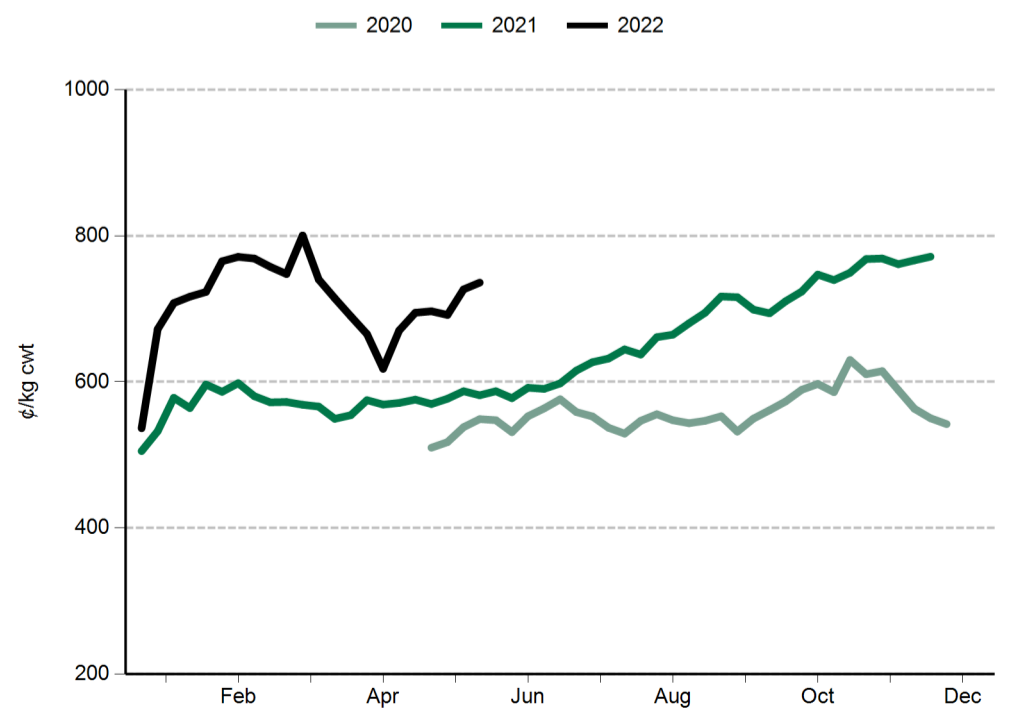
Feeder steer



Heavy steer



Medium cow



Sheep and lamb prices

Eastern States Trade Lamb Indicator (¢/kg cwt)	31 May 2022	1 Jun 2021
ESTLI	777	835

National saleyard sheep and lamb indicators (¢/kg cwt)		31 May 2022	1 Jun 2021
Merino lamb	16-22kg	729	732
Restocker/feeder lamb	0-18kg	800	593
Light lamb	12-18kg	765	801
Trade lamb	18-22kg	776	828
Heavy lamb	22+kg	787	787
Mutton	18-24kg	617	665

National OTH sheep and lamb indicators (¢/kg cwt)		4 Jun 2021
Medium trade lamb	18-20kg	757
Heavy trade lamb	20-22kg	757
Heavy lamb	22-24kg	757
Mutton	18-24kg	647

State saleyard sheep and lamb indicators (¢/kg cwt)		Victoria		NSW		SA		WA		Tasmania
		31 May 2022	1 Jun 2021	31 May 2022	1 Jun 2021	31 May 2022	1 Jun 2021	31 May 2022	1 Jun 2021	31 May 2022
Merino lamb	16-22kg	719	784	727	717	878	724	707	728	nq
Restocker/feeder lamb	0-18kg	812	370	855	872	780	811	486	698	319
Light lamb	12-18kg	765	835	781	810	875	792	610	729	649
Trade lamb	18-22kg	778	819	777	848	789	772	700	737	788
Heavy lamb	22+kg	792	791	787	789	781	731	675	790	674
Mutton	18-24kg	634	703	633	684	677	632	435	551	573

Over-the-hooks sheep and lamb indicators (¢/kg cwt)		Victoria	NSW	SA	WA	Tasmania
		4 Jun 2021	4 Jun 2021	4 Jun 2021	4 Jun 2021	4 Jun 2021
Medium trade lamb	18-20kg	759	726	770	772	nq
Heavy trade lamb	20-22kg	759	726	770	772	nq
Heavy lamb	22-24kg	759	726	770	772	nq
Mutton	18-24kg	654	680	638	617	nq

Live export price quotes (A\$/head)		24 May 2022	1 Jun 2021
Live wether	Muchea	nq	nq

Glossary:

cwt – carcase weight

lwt – live weight

OTH – over-the-hooks. Refers to the marketing of cattle/sheep/lambs directly from the farm to an abattoir where a producer is paid for the value of the carcase based on a sliding grid.

CIF – Cost, insurance, freight. The quoted price for the goods including freight and insurance costs delivered to final destination.

C&F – Cost and freight. Refers to the quoted price for the goods, including freight to the delivery point, but not insurance.

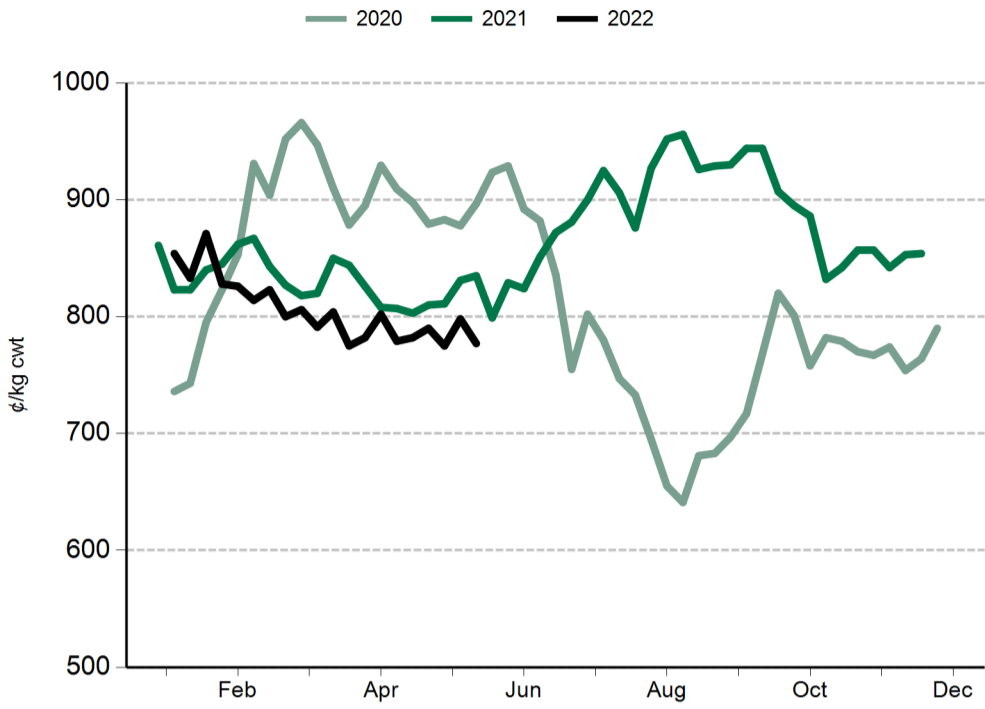
FAS – Free alongside ship. Refers to export price quotes where the seller is obliged to pay warehouse services, packing, inland freight and port charges, but not placement of goods onto the ship. The buyer is obliged to pay overseas freight, charges in foreign port, customs duties, quarantine and delivery to final destination. (See also 'FOB').

EYCI – Eastern Young Cattle Indicator. A seven day rolling average from 24 saleyards across NSW, Victoria and Queensland. It includes vealer and yearling heifers and steers, grade score C2 or C3, with live weight from 200kg.

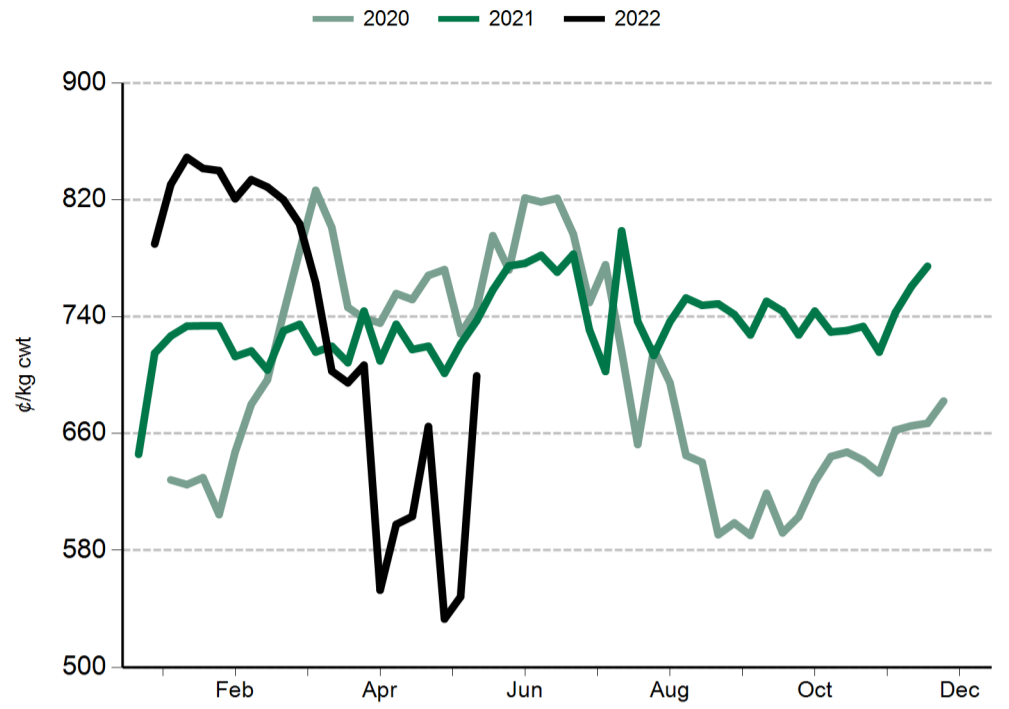
WYCI – Western Young Cattle Indicator. A benchmark of the value of young cattle in WA saleyards. It includes vealer and yearling heifers and steers, grade score C2 or C3, 180kg+ live weight.

All data is collected by MLA's NLRS, unless specified otherwise.

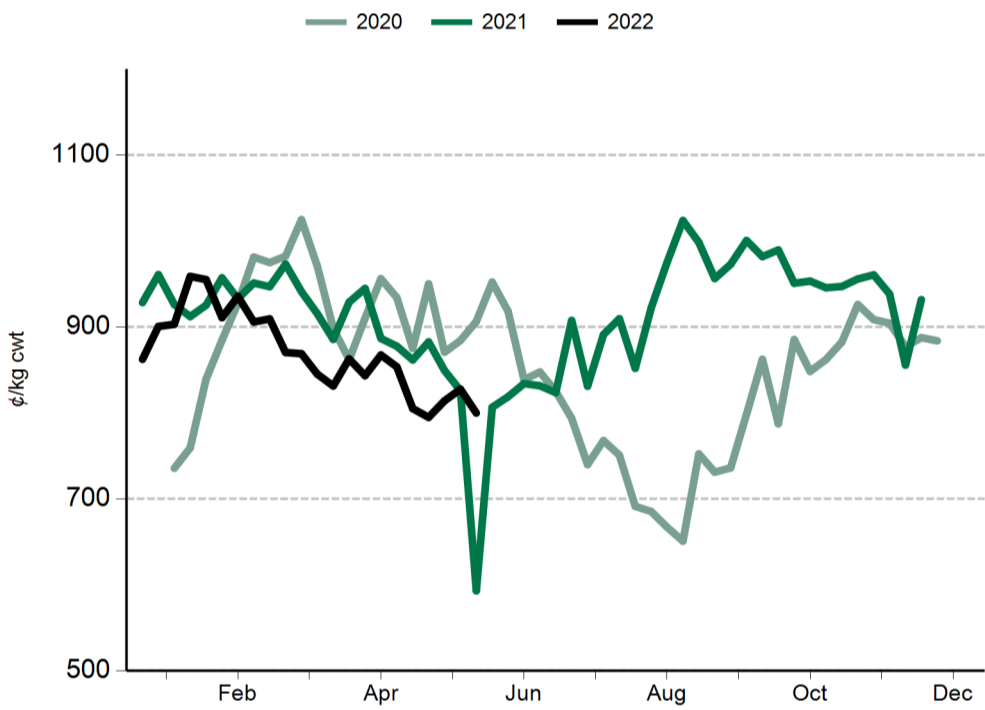
Eastern States Trade Lamb Indicator (ESTLI)



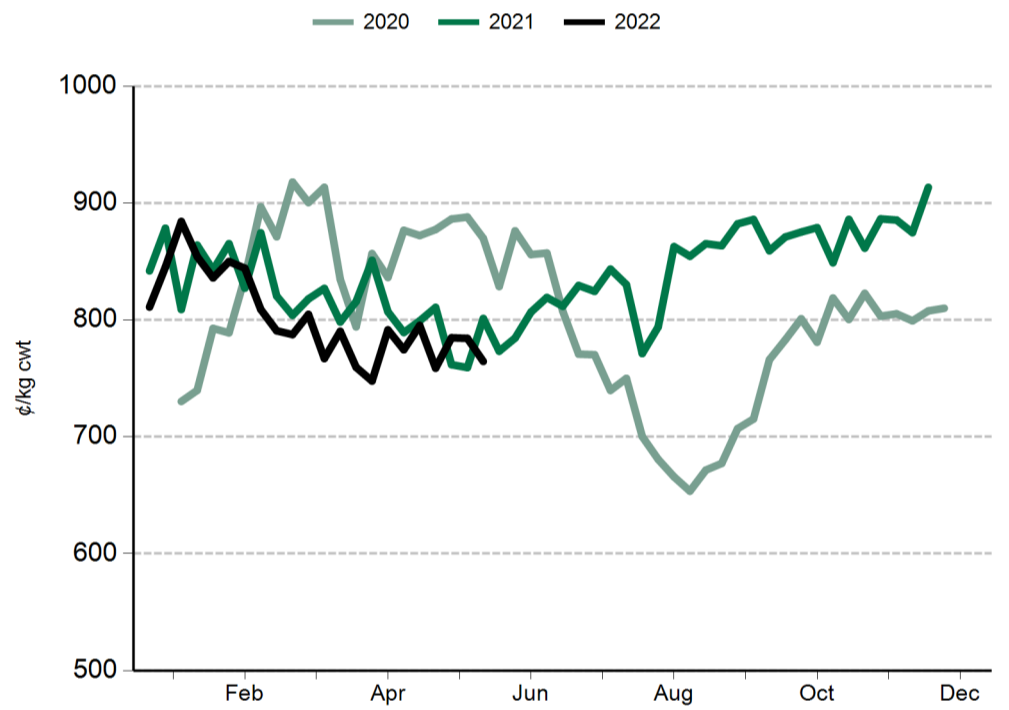
Western Trade Lamb Indicator (WTLI)



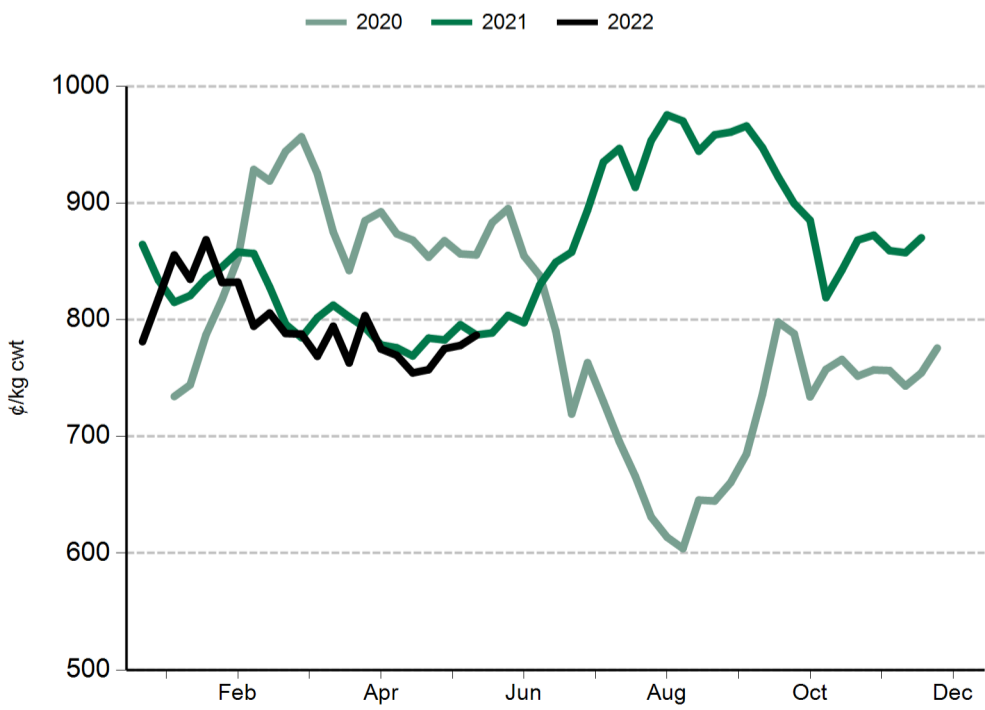
Restocker lamb



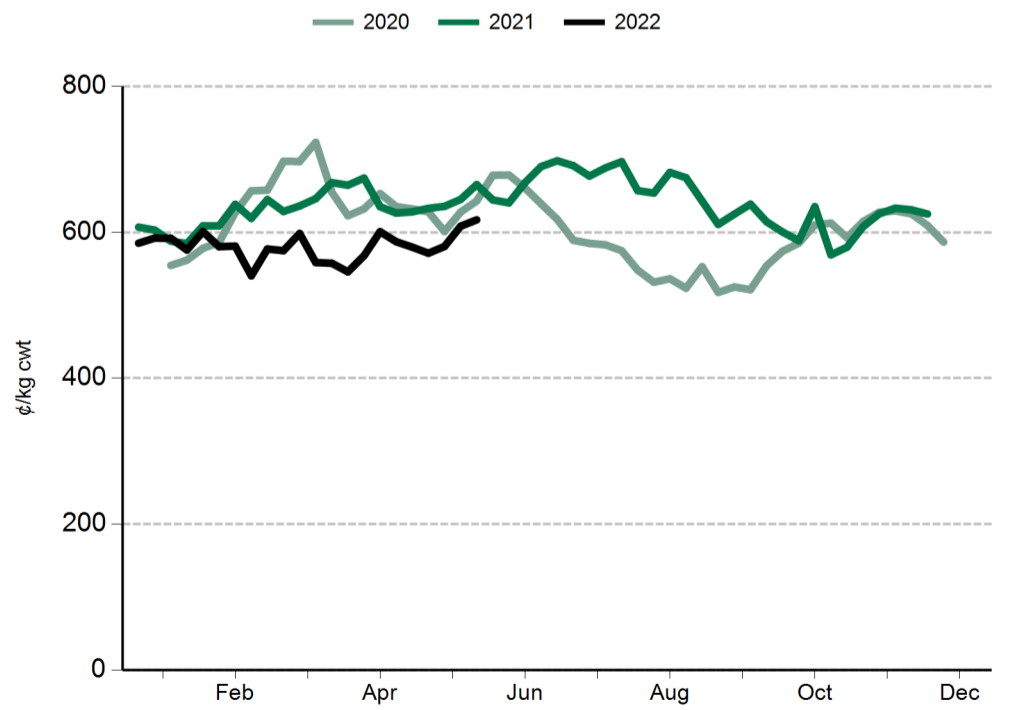
Light lamb



Heavy lamb



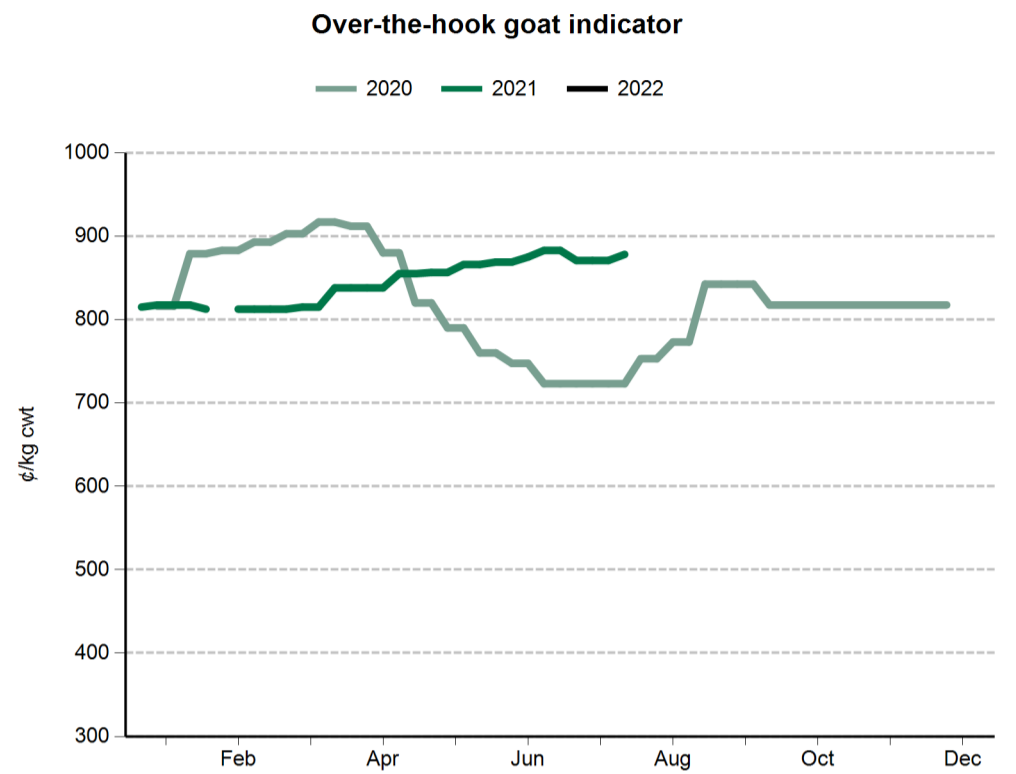
Mutton



General statistics

Over-the-hooks goat indicators (A¢/kg cwt)	4 Jun 2021
8.1-10kg	888
10.1-12kg	869
12.1-16kg	869
16.1-20kg	864
20.1kg+	833

Skin indicators - Lambs



Grain prices - Darling Downs (A\$/tonne)	27 May 2022	20 May 2022	28 May 2021
Wheat	460	460	325
Barley	460	460	295
Sorghum	380	377	315
Grain prices - Riverina (A\$/tonne)			
Wheat	nq	nq	308
Barley	375	415	245

Source: Profarmer Australia

PLEASE NOTE

MLA no longer reports on fodder prices, tallow prices or the EMI on a weekly basis.

These can be accessed separately through these links:

- [Fodder prices \(Dairy Australia\)](#)
- [Tallow prices \(MLA monthly co-product report\)](#)
- [EMI \(AWEX\)](#)

US imported beef prices (CIF)		20 May 2022	28 May 2021
Bull 95CL	US¢/lb	302.5	289.5
	A¢/kg	937.7	825.6
Cow 90CL	US¢/lb	280.5	270.0
	A¢/kg	869.5	770.0
CC/CF 85CL	US¢/lb	267.5	246.5
	A¢/kg	829.2	703.0
Shank 90CL	US¢/lb	280.0	257.5
	A¢/kg	867.9	734.4
Trim 85CL	US¢/lb	266.0	245.5
	A¢/kg	824.5	700.1
Trim 80CL	US¢/lb	nq	225.0
	A¢/kg	nq	641.7
Trim 75CL	US¢/lb	nq	175.0
	A¢/kg	nq	499.1
Trim 65CL	US¢/lb	nq	nq
	A¢/kg	nq	nq
Outside flats	US¢/lb	nq	nq
	A¢/kg	nq	nq
Knuckles	US¢/lb	310.0	302.5
	A¢/kg	960.9	862.7
Inside cap off	US¢/lb	362.5	380.0
	A¢/kg	1123.7	1083.7

Source: Steiner Consulting Group

