

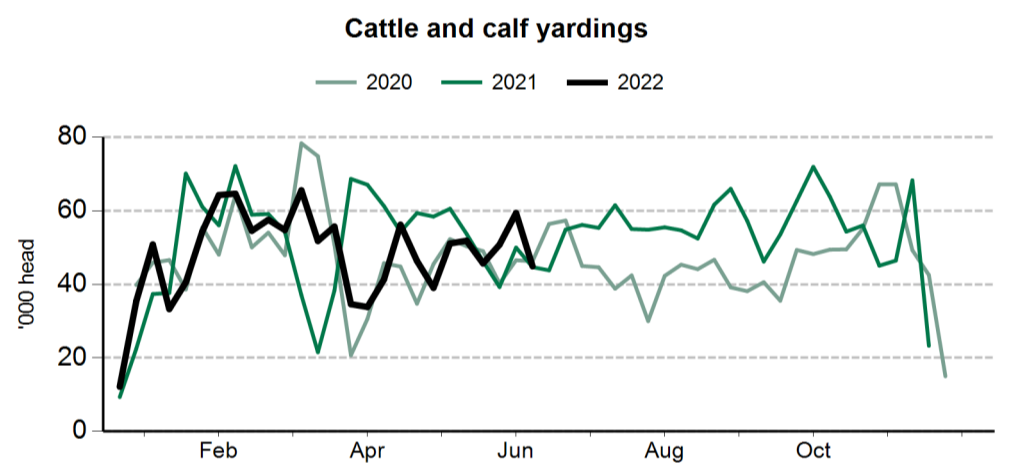
The following weekly statistical summary includes the following information:

- **Livestock movements**.....pages 1-2
 - Cattle yardings
 - Sheep yardings
 - Cattle slaughter
 - Sheep, lamb and goat slaughter
- **Cattle price indicators**.....pages 3-4
 - Saleyard indicators
 - Over-the-hook indicators
 - Live export indicators
- **Sheep and lamb indicators**.....pages 5-6
 - Saleyard indicators
 - Over-the-hook indicators
 - Live export indicators
- **General statistics**.....page 7
 - Over-the-hook goat indicators
 - Skin price indicators
 - Weekly US imported beef indicators

Cattle movements

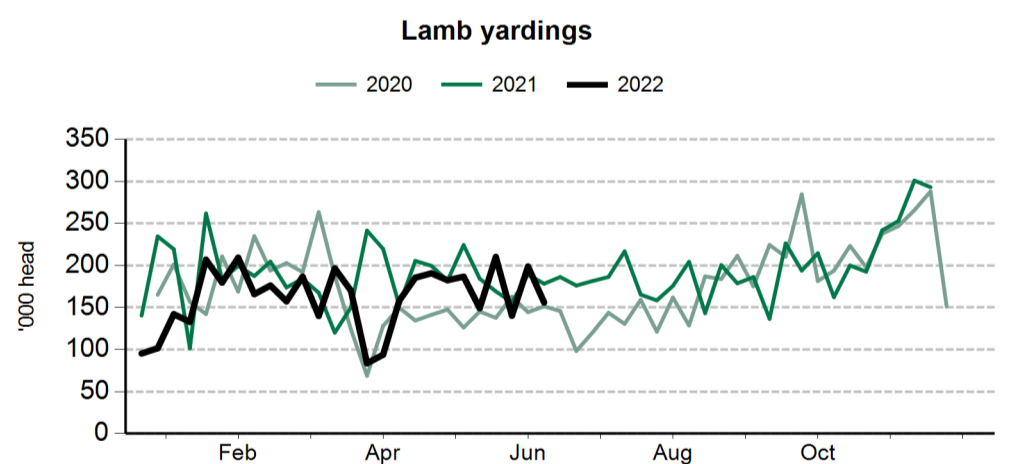
Cattle saleyard throughput		1 Jul 2022	24 Jun 2022	2 Jul 2021
Queensland	Cattle	3,731	23,334	12,730
NSW	Cattle	5,532	13,882	12,569
Victoria	Cattle	3,265	5,441	6,360
SA	Cattle	771	711	1,344
WA	Cattle	1,760	1,403	1,321
Tasmania	Cattle	90	126	55

Cattle slaughter		24 Jun 2022	2 Jul 2021
Queensland	Cattle	50,484	50,575
	Calves	42	218
NSW	Cattle	26,888	29,142
	Calves	27	31
Victoria	Cattle	11,963	12,689
	Calves	1,761	2,614
SA	Cattle	2,932	2,619
	Calves	8	1
Tasmania	Cattle	4,098	4,838
	Calves	12	48

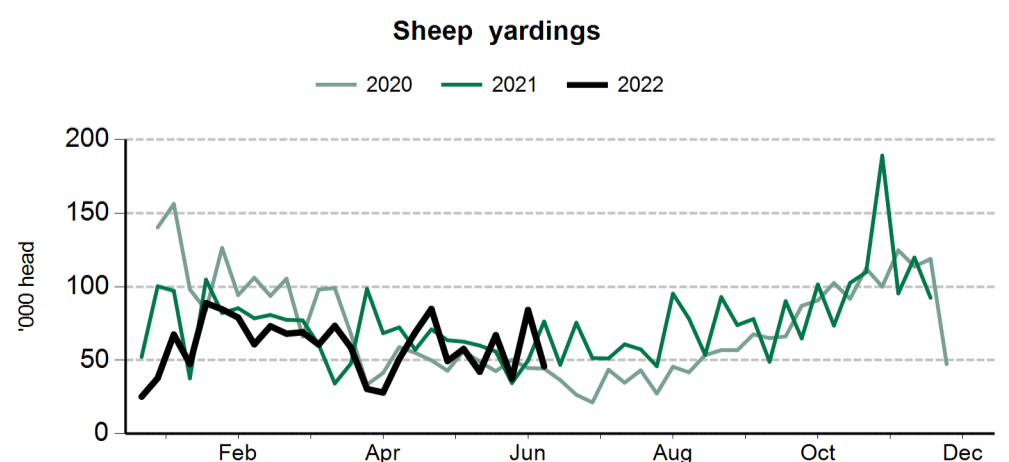


Smallstock movements

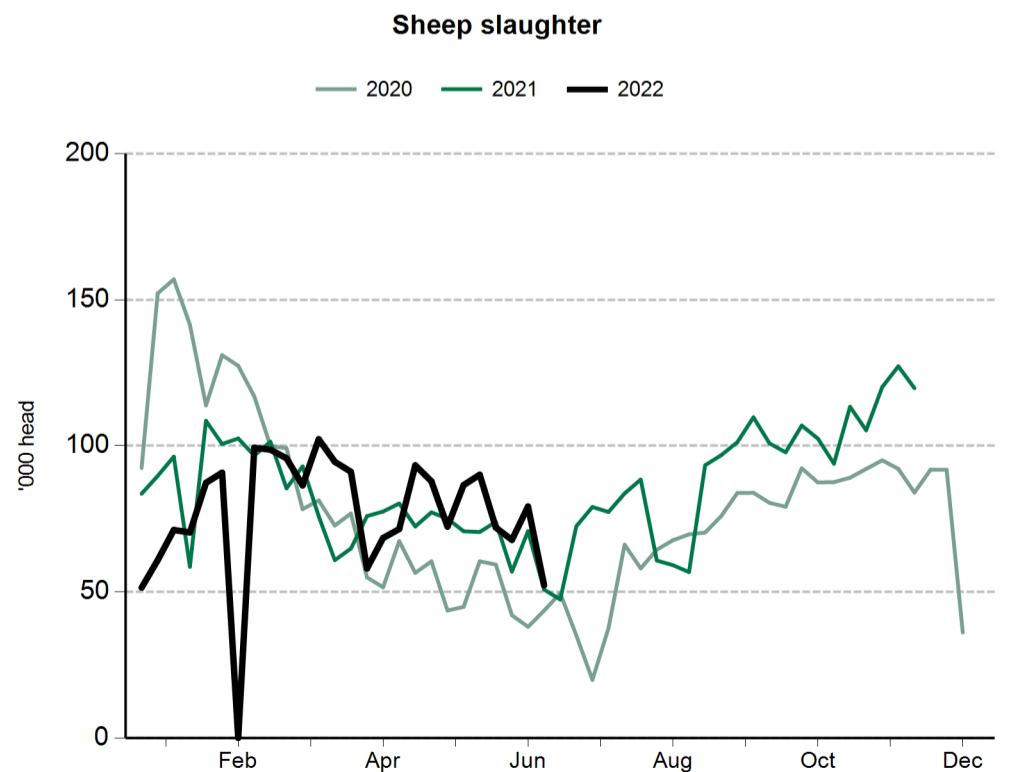
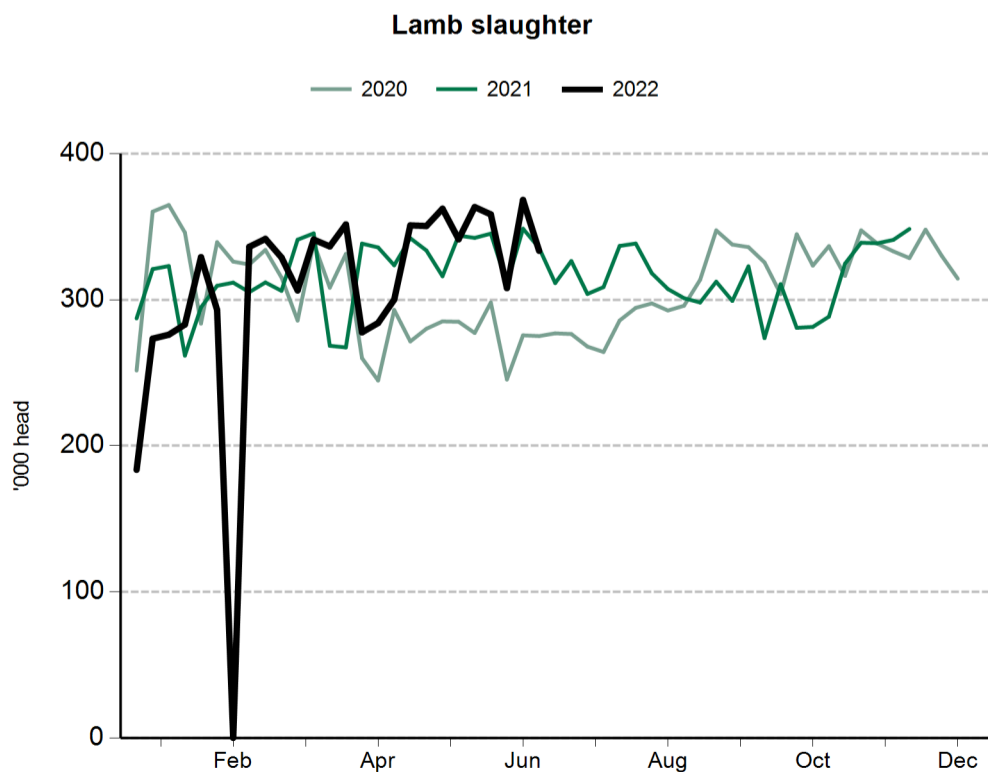
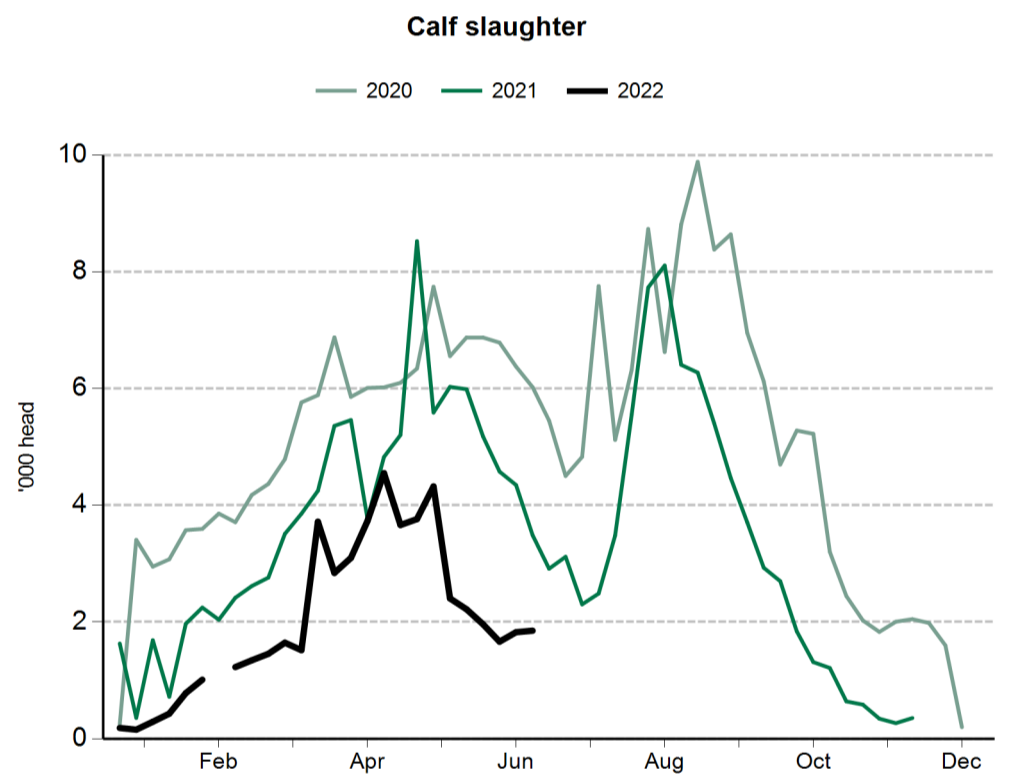
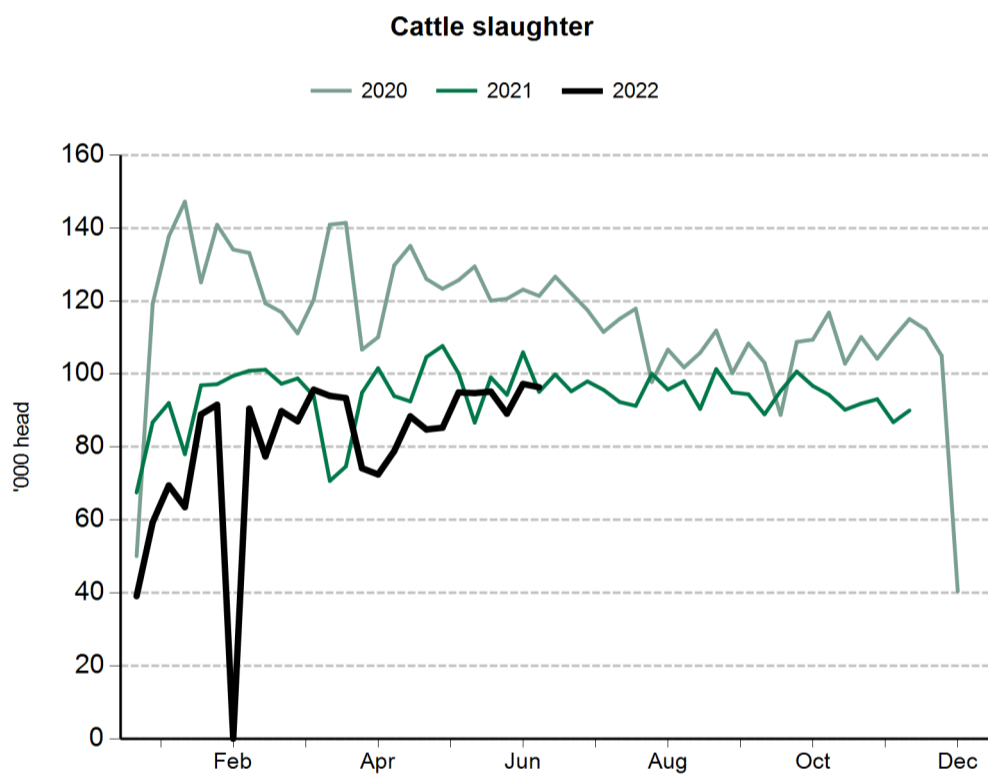
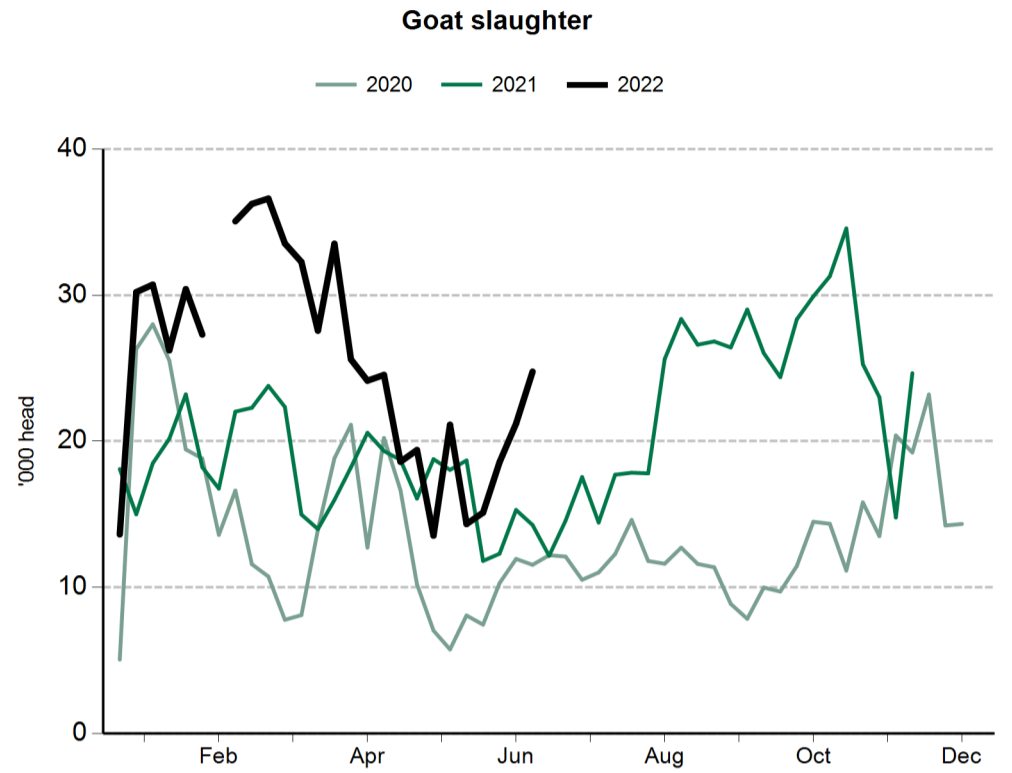
Sheep and lamb saleyard throughput		1 Jul 2022	24 Jun 2022	2 Jul 2021
NSW	Lambs	38,764	112,635	125,394
	Sheep	8,024	30,954	27,641
Victoria	Lambs	22,977	33,777	43,689
	Sheep	5,658	11,061	14,037
SA	Lambs	5,126	2,129	6,632
	Sheep	1,722	753	1,374
WA	Lambs	2,906	6,303	8,475
	Sheep	628	2,241	2,800
Tasmania	Lambs	1,195	502	1,513
	Sheep	793	292	874



Sheep and lamb slaughter		24 Jun 2022	2 Jul 2021
Queensland	Lambs	256	607
	Sheep	188	2,488
NSW	Lambs	91,132	100,263
	Sheep	8,420	15,152
Victoria	Lambs	184,223	178,862
	Sheep	37,501	29,048
SA	Lambs	53,722	26,798
	Sheep	6,099	19
Tasmania	Lambs	4,121	4,832
	Sheep	19	647



Goat slaughter		24 Jun 2022	2 Jul 2021
Queensland	Goats	10,618	6,856
NSW	Goats	1,622	1,552
Victoria	Goats	5,972	3,739
SA	Goats	6,548	0
Tasmania	Goats	nq	nq



Cattle prices

National saleyard indicators	Live weight	Muscle/Fat	Unit	5 Jul 2022	6 Jul 2021
Restocker Steer	200-280kg	C2	¢/kg lwt	610	566
Feeder Steer	330-400kg	C2	¢/kg lwt	535	490
Vealer Steer	280-330kg	C2	¢/kg lwt	561	537
			¢/kg cwt	1058	1012
Trade Steer	330-400kg	C3	¢/kg lwt	531	492
			¢/kg cwt	977	921
Medium Steer	400-500kg	C3	¢/kg lwt	427	407
			¢/kg cwt	799	763
Heavy Steer	500-600kg	C4	¢/kg lwt	457	389
			¢/kg cwt	835	716
Medium Cow	400-520kg	D3	¢/kg lwt	317	292
			¢/kg cwt	649	598
Eastern Young Cattle Indicator (EYCI)			¢/kg cwt	999.00	952

Eastern states OTH indicators	Carcase weight	Muscle	Unit	9 Jul 2021
Trade steer	240-260kg	A-C	¢/kg cwt	671
Medium steer	260-280kg	A-C	¢/kg cwt	680
Heavy steer	300-400kg	A-C	¢/kg cwt	688
Medium cow	260-280kg	A-E	¢/kg cwt	584
MSA trade steer	240-260kg	A-C	¢/kg cwt	672

Feeder cattle indicators - paddock sales		Unit
Domestic		
Steers 280-350kg		¢/kg lwt
Heifers 280-350kg		¢/kg lwt
Export		
Shortfed 100-120 DOF		¢/kg lwt
Mediumfed 120-220 DOF		¢/kg lwt
Longfed 220+ DOF		¢/kg lwt

State saleyard indicators				Queensland		NSW		Victoria		SA		Tasmania	
Category	Live weight	Muscle/Fat	Unit	5 Jul 2022	6 Jul 2021	5 Jul 2022	6 Jul 2021	5 Jul 2022	6 Jul 2021	5 Jul 2022	6 Jul 2021	5 Jul 2022	6 Jul 2021
Restocker Steer	200-280kg	C2	¢/kg lwt	619	564	521	593	nq	548	nq	530	nq	nq
Feeder Steer	330-400kg	C2	¢/kg lwt	523	475	549	505	538	511	nq	nq	nq	nq
Vealer Steer	280-330kg	C2	¢/kg lwt	nq	473	545	548	560	487	nq	nq	nq	nq
			¢/kg cwt	nq	909	1023	1026	1047	854	nq	nq	nq	nq
Trade Steer	330-400kg	C3	¢/kg lwt	nq	396	517	511	537	465	556	484	420	nq
			¢/kg cwt	nq	733	954	917	995	862	1010	946	764	nq
Medium Steer	400-500kg	C3	¢/kg lwt	389	361	433	425	471	428	nq	nq	nq	nq
			¢/kg cwt	710	670	807	797	891	808	nq	nq	nq	nq
Heavy Steer	500-600kg	C4	¢/kg lwt	426	368	457	419	497	413	nq	nq	nq	nq
			¢/kg cwt	775	676	835	773	905	761	nq	nq	nq	nq
Medium Cow	400-520kg	D3	¢/kg lwt	317	281	313	310	365	325	nq	nq	nq	248
			¢/kg cwt	652	575	650	640	709	663	nq	nq	nq	506

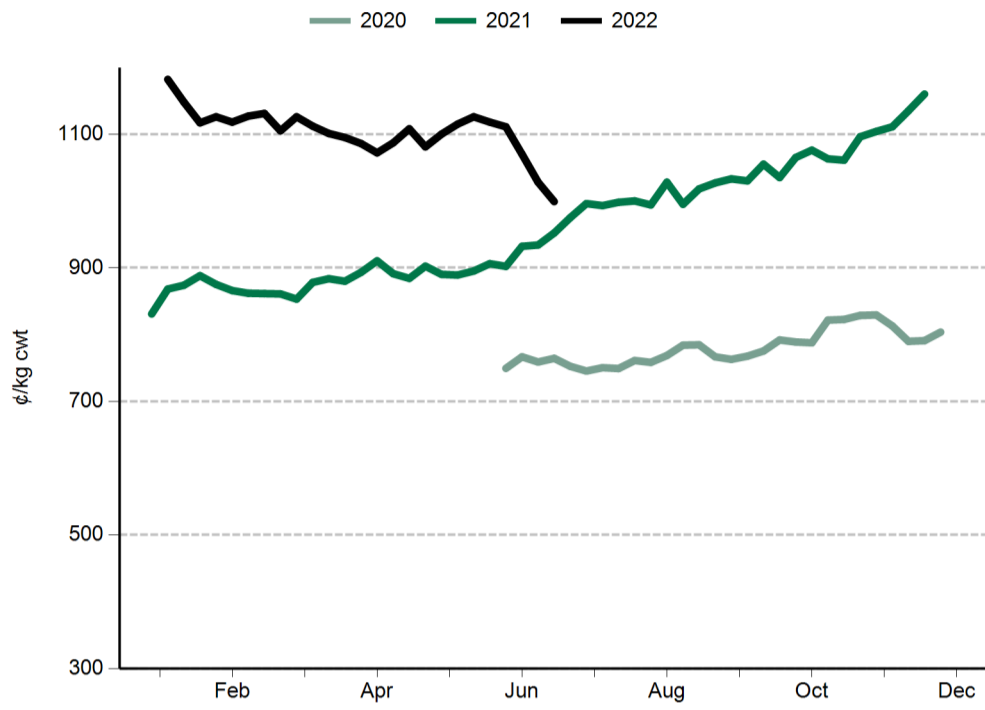
State over-the-hooks indicators				Queensland	NSW	Victoria	SA	Tasmania
Category	Carcase weight	Muscle	Unit	9 Jul 2021	9 Jul 2021	9 Jul 2021	9 Jul 2021	9 Jul 2021
Trade steer	240-260kg	A-C	¢/kg cwt	680	688	724	nq	591
Medium steer	260-280kg	A-C	¢/kg cwt	677	690	725	nq	630
Heavy steer	300-400kg	A-C	¢/kg cwt	688	703	731	nq	630
Medium cow	260-280kg	A-E	¢/kg cwt	608	589	556	624	545
MSA trade steer	240-260kg	A-C	¢/kg cwt	686	684	nq	645	nq

WA saleyard indicators	Unit	5 Jul 2022	6 Jul 2021
WYCI	¢/kg cwt	1093	978
Medium Steer	¢/kg lwt	427	476
Medium Cow	¢/kg lwt	309	308

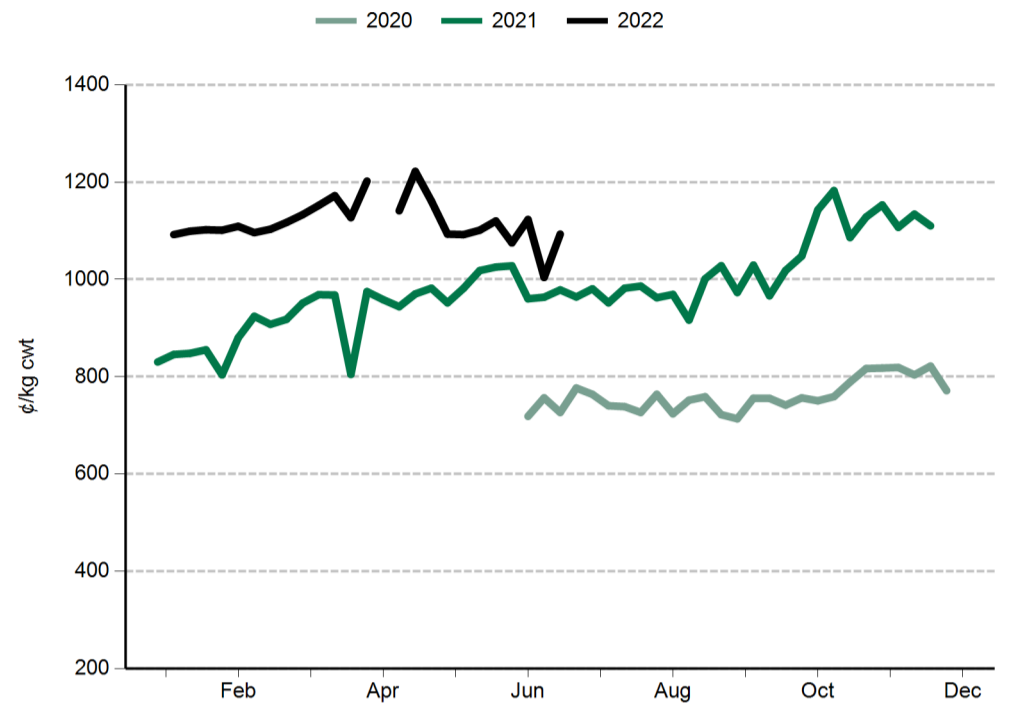
WA over-the-hooks indicators	Unit
Grassfed yearling	¢/kg cwt
Grainfed yearling	¢/kg cwt
MSA yearling	¢/kg cwt

Live Export Price Quotes			Unit	24 Jun 2022	2 Jul 2021
Light Steer	260 - 360 kg	Townsville	¢/kg lwt	nq	400
	260 - 360 kg	Darwin	¢/kg lwt	nq	nq
Light Heifer	260 - 360 kg	Townsville	¢/kg lwt	nq	375
	260 - 360 kg	Darwin	¢/kg lwt	nq	nq

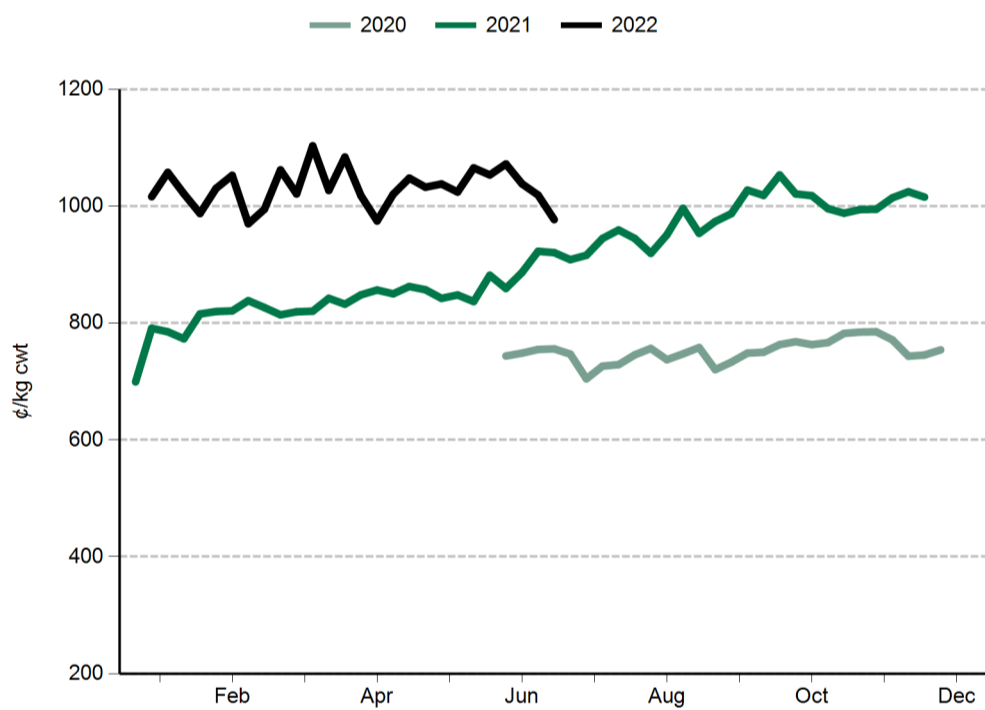
Eastern Young Cattle Indicator (EYCI)



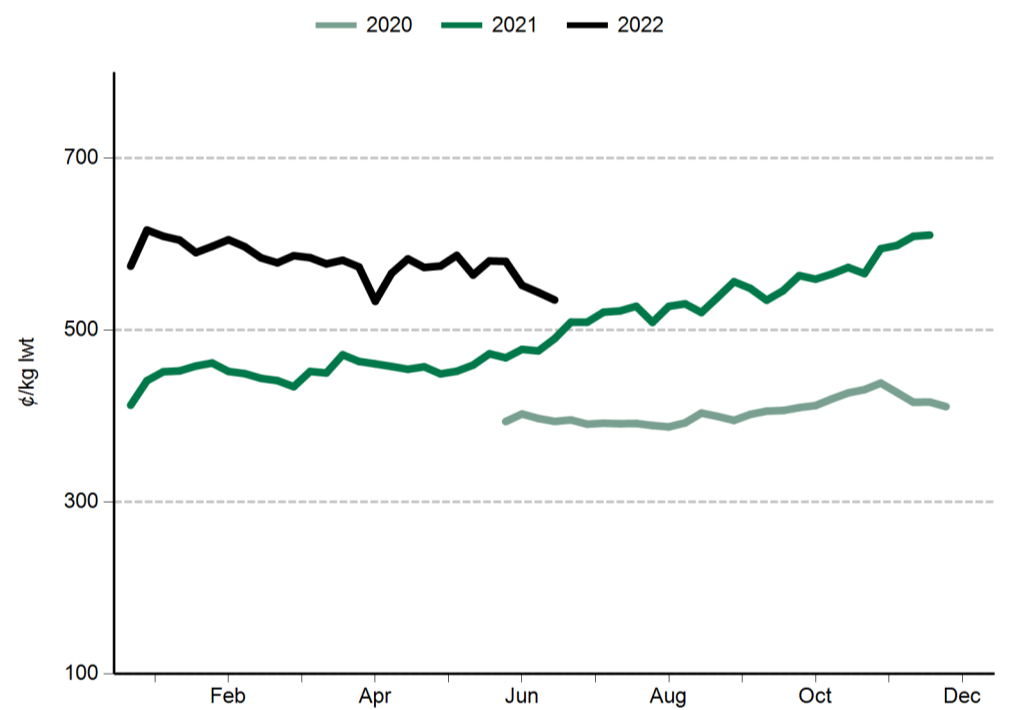
Western Young Cattle Indicator (WYCI)



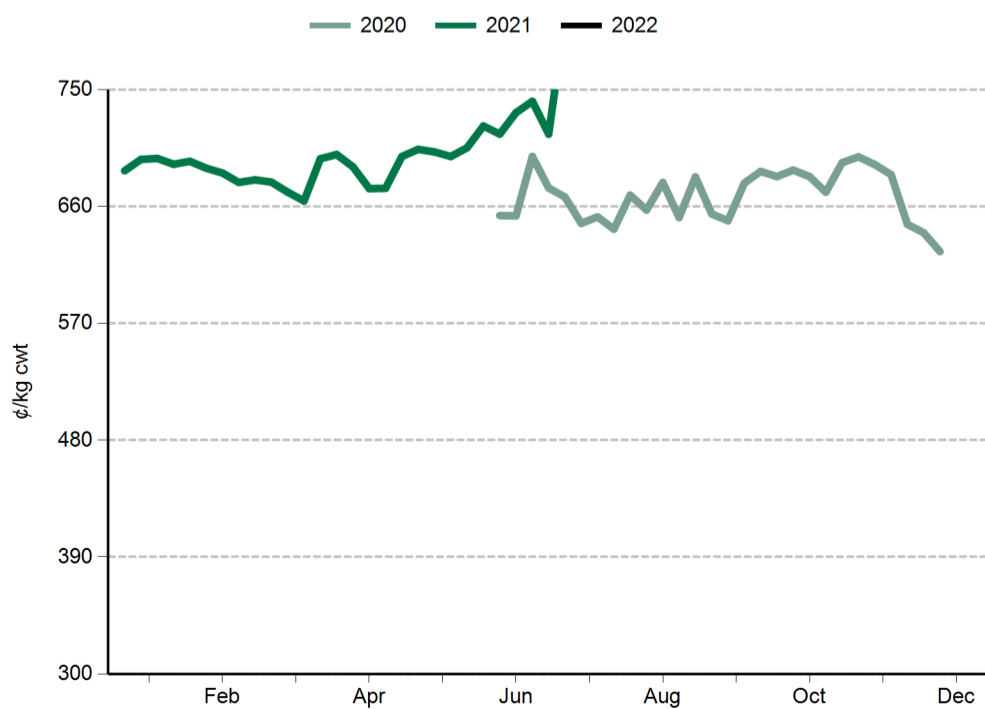
Trade steer



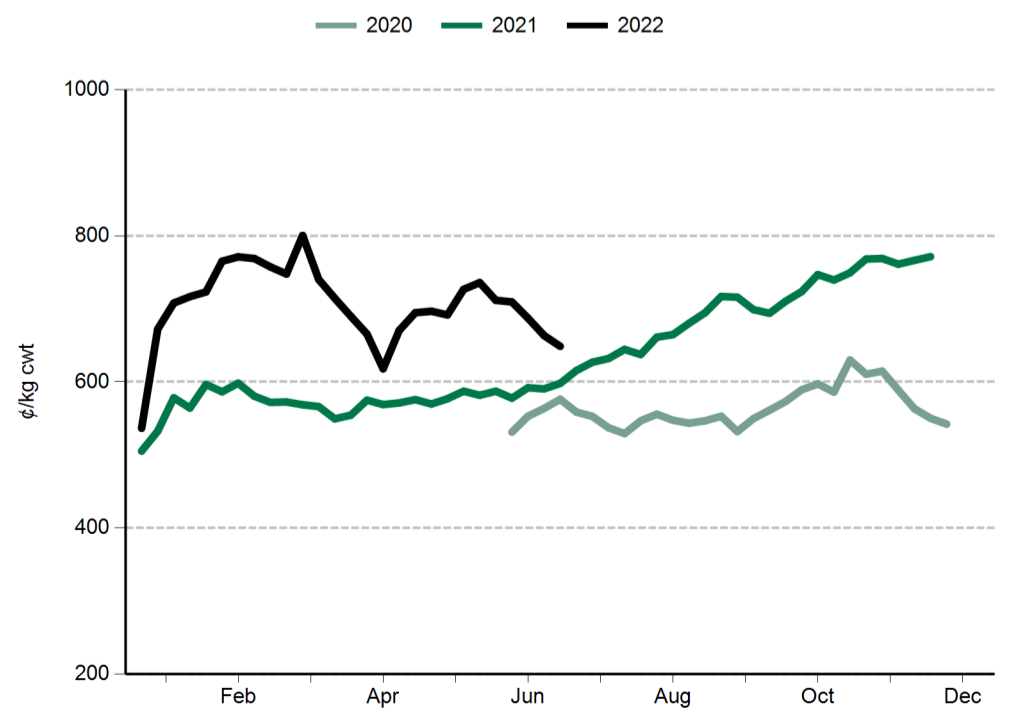
Feeder steer



Heavy steer



Medium cow



Sheep and lamb prices

Eastern States Trade Lamb Indicator (¢/kg cwt)	5 Jul 2022	6 Jul 2021
ESTLI	764	872

National saleyard sheep and lamb indicators (¢/kg cwt)		5 Jul 2022	6 Jul 2021
Merino lamb	16-22kg	647	778
Restocker/feeder lamb	0-18kg	705	823
Light lamb	12-18kg	691	812
Trade lamb	18-22kg	746	862
Heavy lamb	22+kg	770	849
Mutton	18-24kg	574	698

National OTH sheep and lamb indicators (¢/kg cwt)		9 Jul 2021
Medium trade lamb	18-20kg	779
Heavy trade lamb	20-22kg	779
Heavy lamb	22-24kg	778
Mutton	18-24kg	654

State saleyard sheep and lamb indicators (¢/kg cwt)		Victoria		NSW		SA		WA		Tasmania	
		5 Jul 2022	6 Jul 2021	5 Jul 2022	6 Jul 2021	5 Jul 2022	6 Jul 2021	5 Jul 2022	6 Jul 2021	5 Jul 2022	6 Jul 2021
Merino lamb	16-22kg	643	812	657	771	635	749	534	787	nq	nq
Restocker/feeder lamb	0-18kg	713	813	731	903	nq	755	432	751	365	972
Light lamb	12-18kg	655	820	728	831	625	736	563	784	611	878
Trade lamb	18-22kg	775	883	759	866	779	775	555	771	632	792
Heavy lamb	22+kg	794	869	768	846	770	808	586	792	734	767
Mutton	18-24kg	608	689	572	719	583	639	495	605	523	699

Over-the-hooks sheep and lamb indicators (¢/kg cwt)		Victoria	NSW	SA	WA	Tasmania
		9 Jul 2021	9 Jul 2021	9 Jul 2021	9 Jul 2021	9 Jul 2021
Medium trade lamb	18-20kg	783	735	797	800	nq
Heavy trade lamb	20-22kg	783	735	797	800	nq
Heavy lamb	22-24kg	778	735	797	800	nq
Mutton	18-24kg	666	680	648	623	nq

Live export price quotes (A\$/head)		28 Jun 2022	6 Jul 2021
Live wether	Muchea	nq	nq

Glossary:

cwt – carcase weight

lwt – live weight

OTH – over-the-hooks. Refers to the marketing of cattle/sheep/lambs directly from the farm to an abattoir where a producer is paid for the value of the carcase based on a sliding grid.

CIF – Cost, insurance, freight. The quoted price for the goods including freight and insurance costs delivered to final destination.

C&F – Cost and freight. Refers to the quoted price for the goods, including freight to the delivery point, but not insurance.

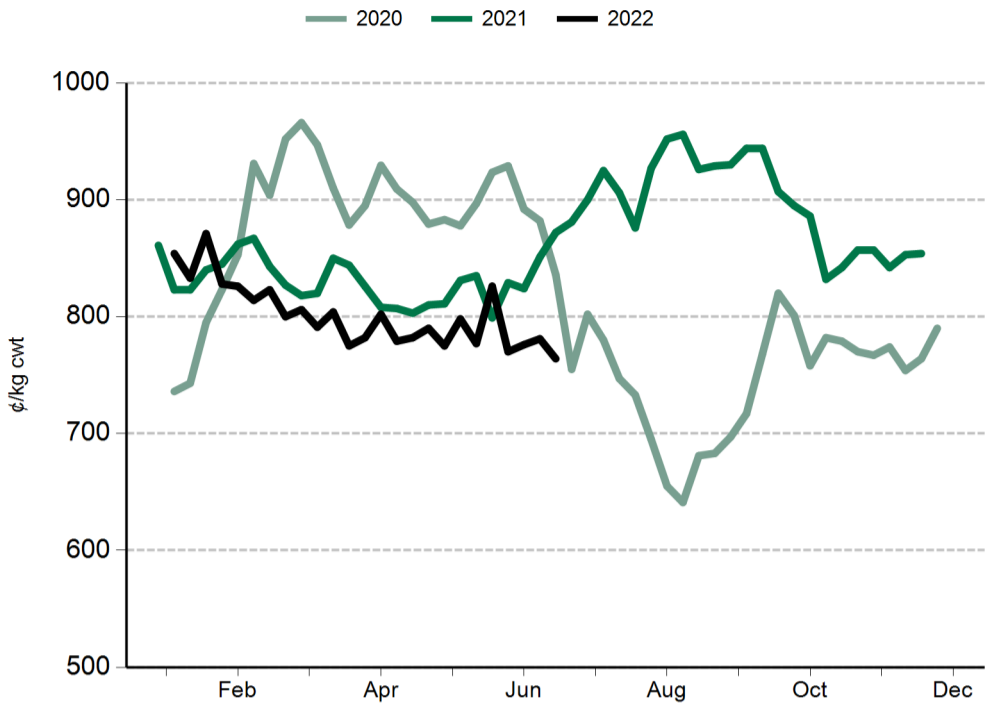
FAS – Free alongside ship. Refers to export price quotes where the seller is obliged to pay warehouse services, packing, inland freight and port charges, but not placement of goods onto the ship. The buyer is obliged to pay overseas freight, charges in foreign port, customs duties, quarantine and delivery to final destination. (See also 'FOB').

EYCI – Eastern Young Cattle Indicator. A seven day rolling average from 24 saleyards across NSW, Victoria and Queensland. It includes vealer and yearling heifers and steers, grade score C2 or C3, with live weight from 200kg.

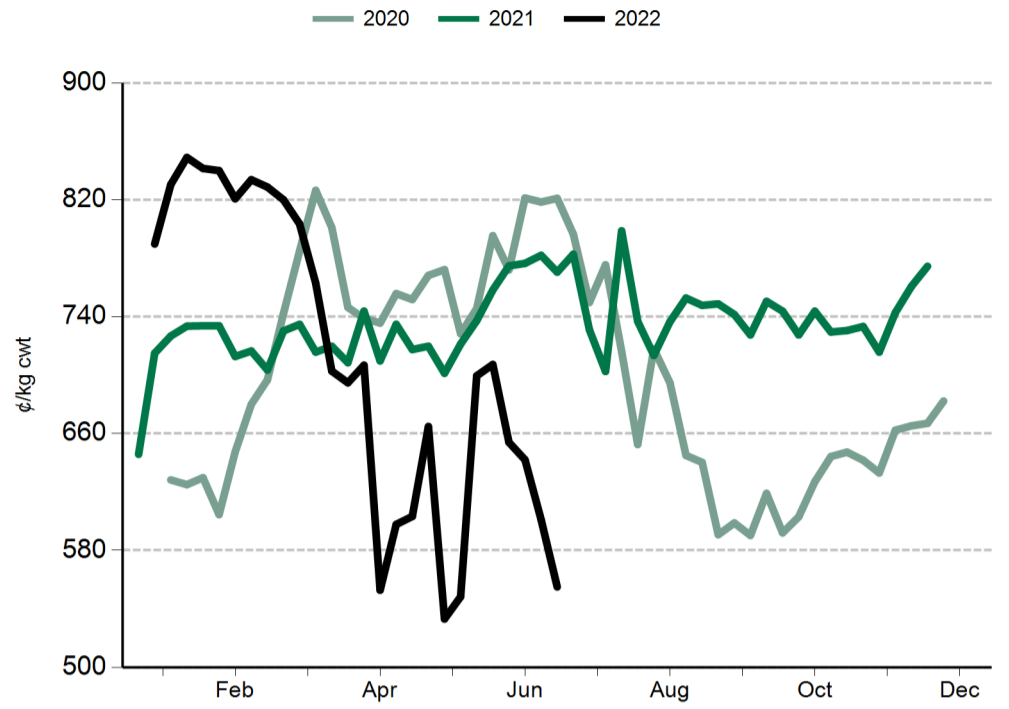
WYCI – Western Young Cattle Indicator. A benchmark of the value of young cattle in WA saleyards. It includes vealer and yearling heifers and steers, grade score C2 or C3, 180kg+ live weight.

All data is collected by MLA's NLRS, unless specified otherwise.

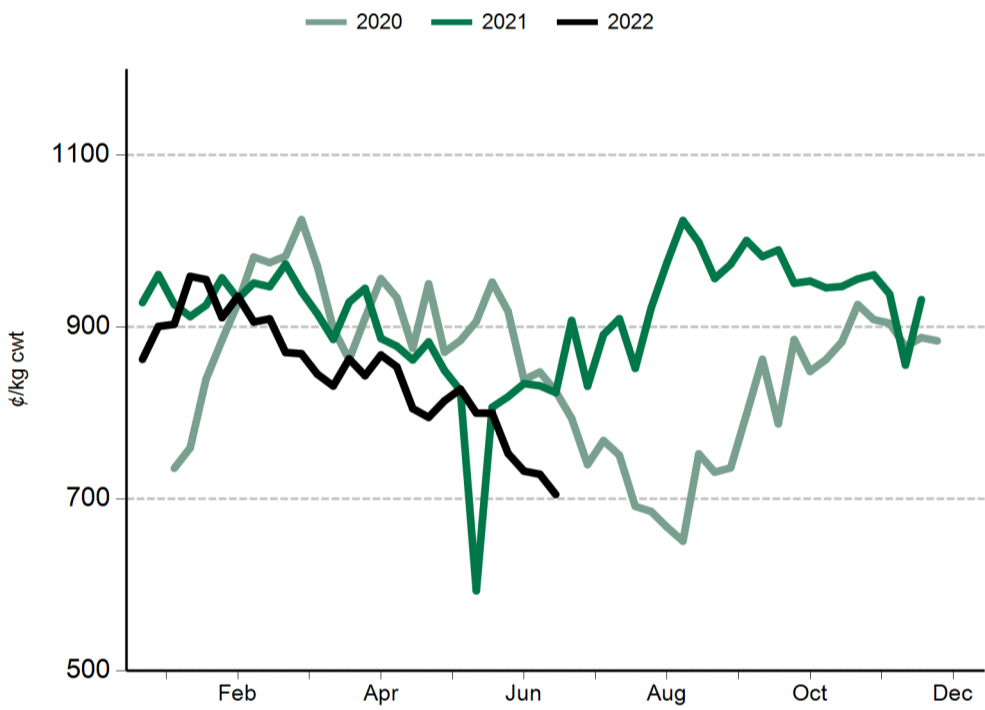
Eastern States Trade Lamb Indicator (ESTLI)



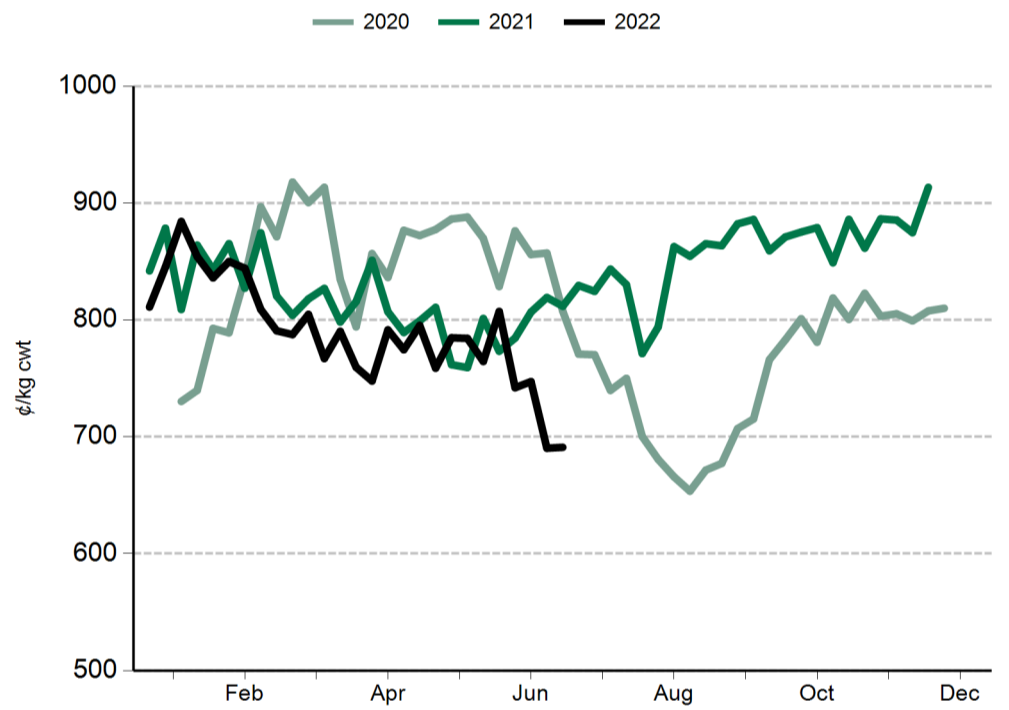
Western Trade Lamb Indicator (WTLI)



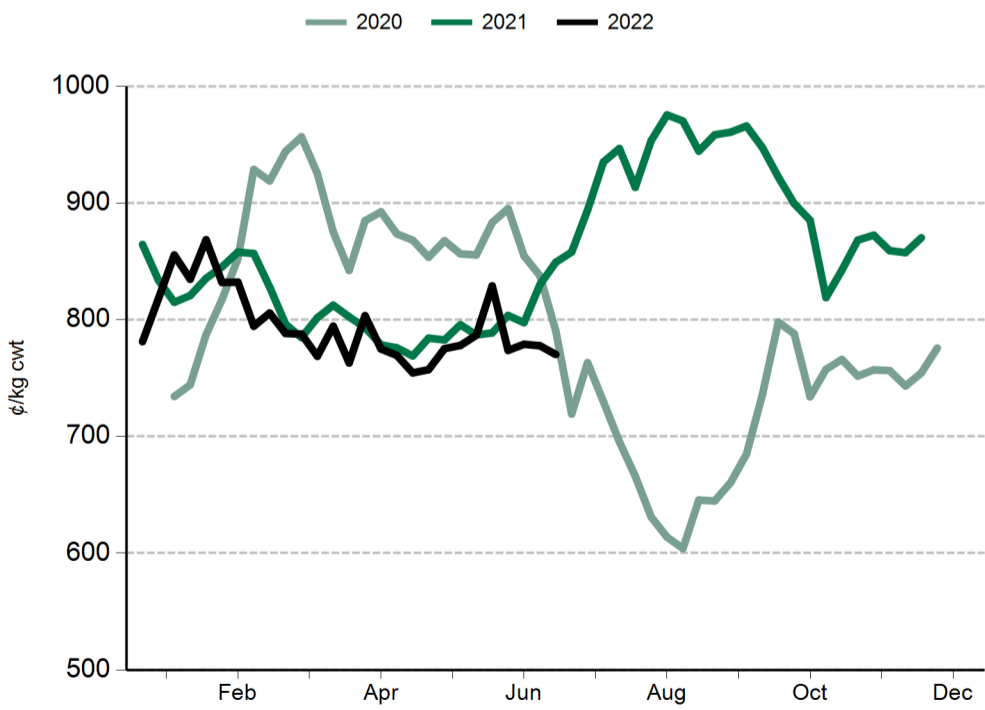
Restocker lamb



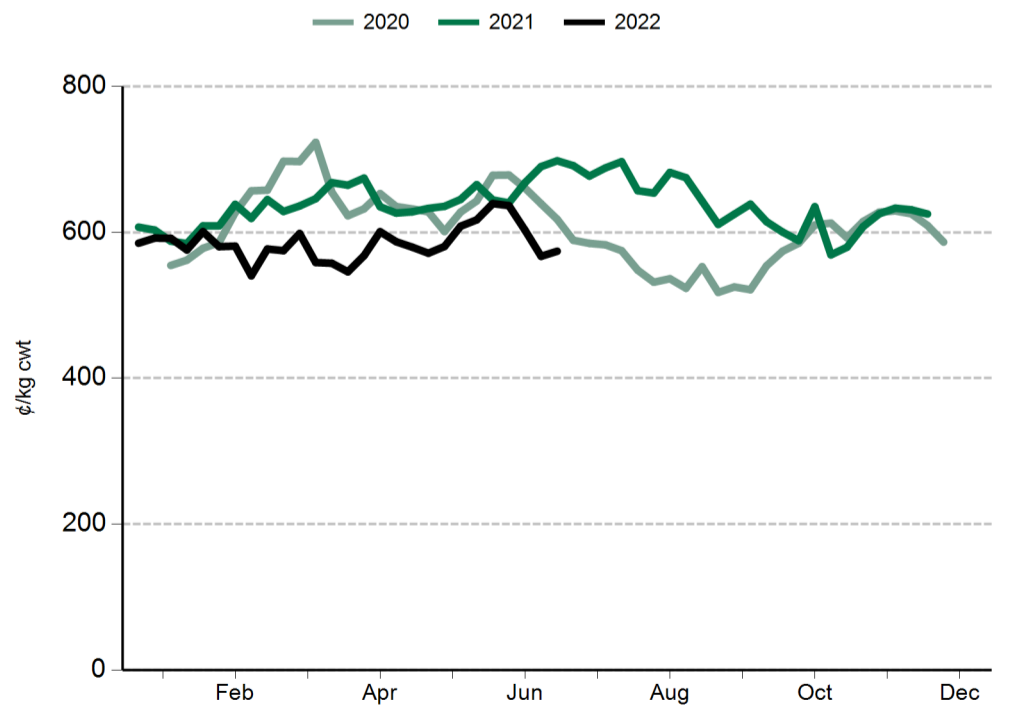
Light lamb



Heavy lamb



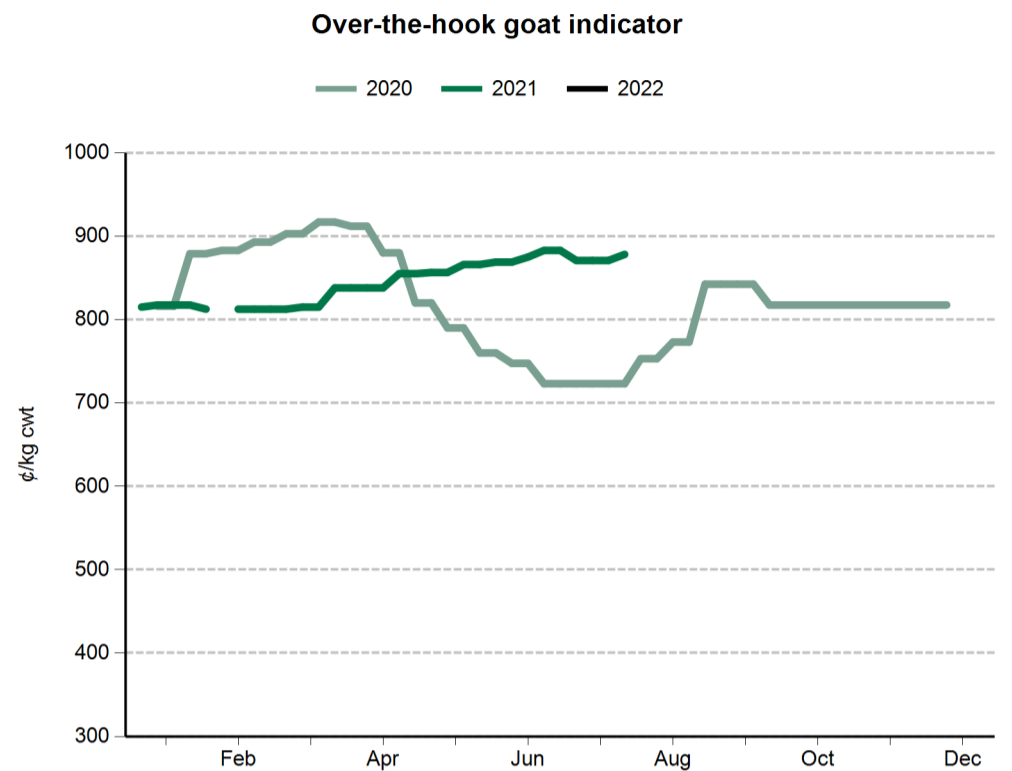
Mutton



General statistics

Over-the-hooks goat indicators (A¢/kg cwt)	9 Jul 2021
8.1-10kg	888
10.1-12kg	871
12.1-16kg	871
16.1-20kg	875
20.1kg+	850

Skin indicators - Lambs



Grain prices - Darling Downs (A\$/tonne)	1 Jul 2022	24 Jun 2022	2 Jul 2021
Wheat	nq	425	317
Barley	425	445	300
Sorghum	360	380	nq

Grain prices - Riverina (A\$/tonne)	1 Jul 2022	24 Jun 2022	2 Jul 2021
Wheat	nq	nq	295
Barley	345	370	240

Source: Profarmer Australia

PLEASE NOTE

MLA no longer reports on fodder prices, tallow prices or the EMI on a weekly basis.

These can be accessed separately through these links:

- [Fodder prices \(Dairy Australia\)](#)
- [Tallow prices \(MLA monthly co-product report\)](#)
- [EMI \(AWEX\)](#)

US imported beef prices (CIF)		24 Jun 2022	2 Jul 2021
Bull 95CL	US¢/lb	287.5	290.0
	A¢/kg	921.7	853.8
Cow 90CL	US¢/lb	270.5	268.5
	A¢/kg	867.2	790.5
CC/CF 85CL	US¢/lb	260.5	247.0
	A¢/kg	835.1	727.2
Shank 90CL	US¢/lb	275.0	272.5
	A¢/kg	881.6	802.3
Trim 85CL	US¢/lb	nq	245.5
	A¢/kg	nq	722.8
Trim 80CL	US¢/lb	nq	228.5
	A¢/kg	nq	672.7
Trim 75CL	US¢/lb	nq	175.0
	A¢/kg	nq	515.2
Trim 65CL	US¢/lb	nq	nq
	A¢/kg	nq	nq
Outside flats	US¢/lb	nq	nq
	A¢/kg	nq	nq
Knuckles	US¢/lb	300.0	295.0
	A¢/kg	961.7	868.5
Inside cap off	US¢/lb	360.0	382.5
	A¢/kg	1154.1	1126.1

Source: Steiner Consulting Group

