

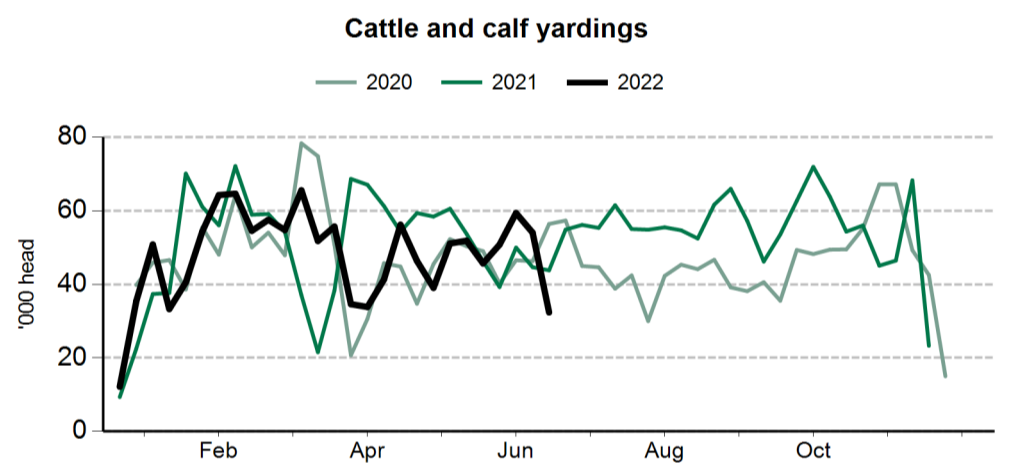
The following weekly statistical summary includes the following information:

- **Livestock movements**.....pages 1-2
 - Cattle yardings
 - Sheep yardings
 - Cattle slaughter
 - Sheep, lamb and goat slaughter
- **Cattle price indicators**.....pages 3-4
 - Saleyard indicators
 - Over-the-hook indicators
 - Live export indicators
- **Sheep and lamb indicators**.....pages 5-6
 - Saleyard indicators
 - Over-the-hook indicators
 - Live export indicators
- **General statistics**.....page 7
 - Over-the-hook goat indicators
 - Skin price indicators
 - Weekly US imported beef indicators

Cattle movements

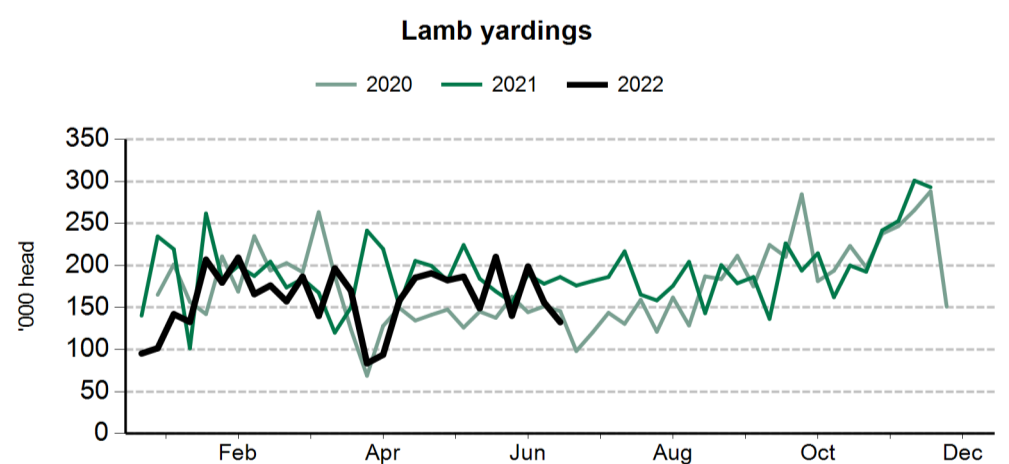
Cattle saleyard throughput		8 Jul 2022	1 Jul 2022	9 Jul 2021
Queensland	Cattle	8,027	7,183	20,416
NSW	Cattle	7,658	8,584	11,083
Victoria	Cattle	3,848	5,539	7,462
SA	Cattle	681	1,207	1,455
WA	Cattle	1,630	2,260	1,801
Tasmania	Cattle	53	90	100

Cattle slaughter		1 Jul 2022	9 Jul 2021
Queensland	Cattle	48,814	50,094
	Calves	52	592
NSW	Cattle	25,304	26,560
	Calves	32	27
Victoria	Cattle	12,590	11,361
	Calves	1,406	2,471
SA	Cattle	2,810	2,616
	Calves	10	22
Tasmania	Cattle	4,443	4,595
	Calves	95	5

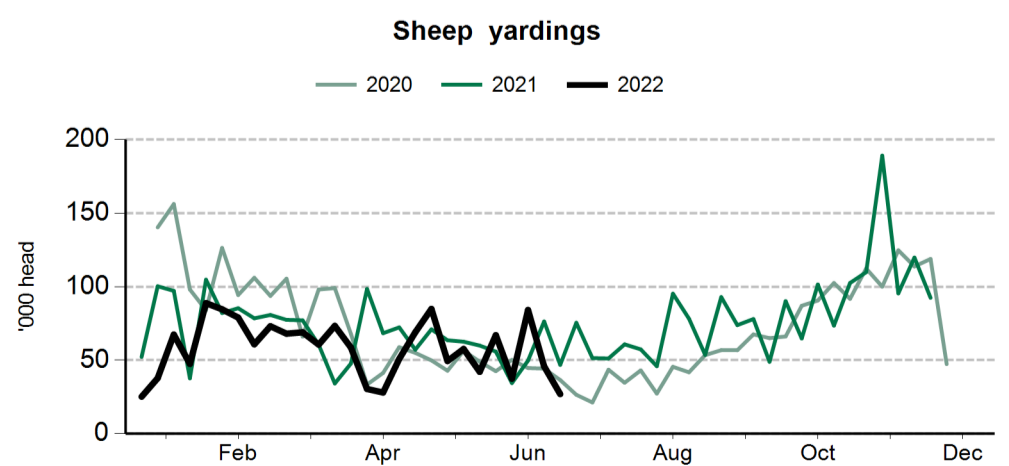


Smallstock movements

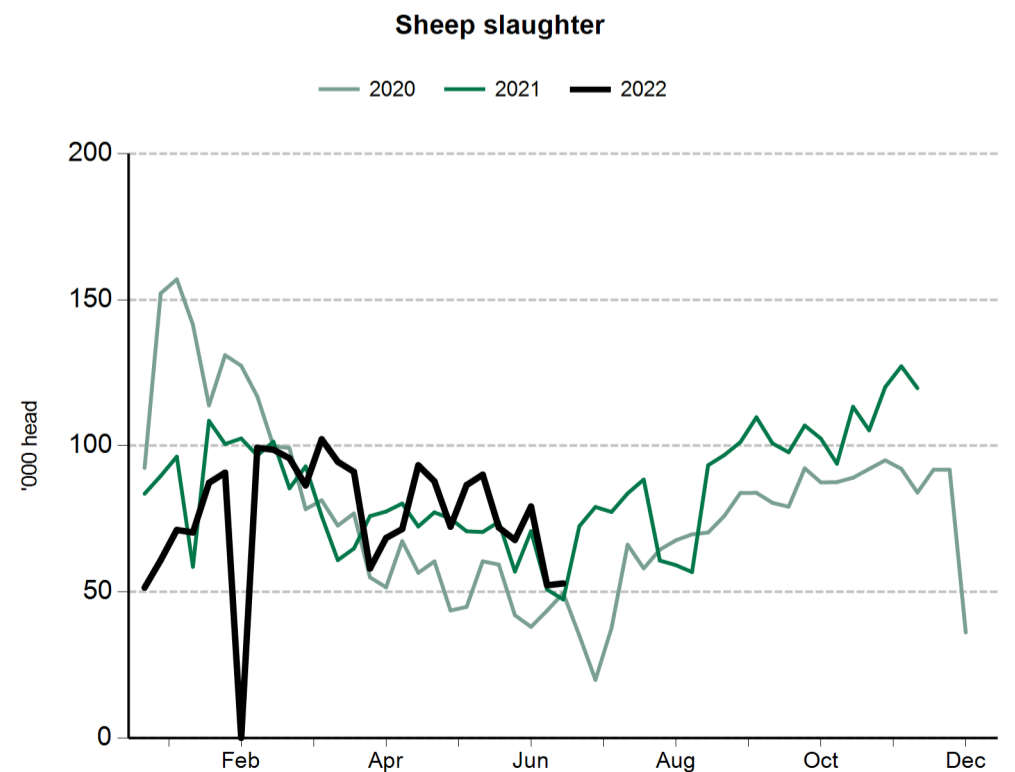
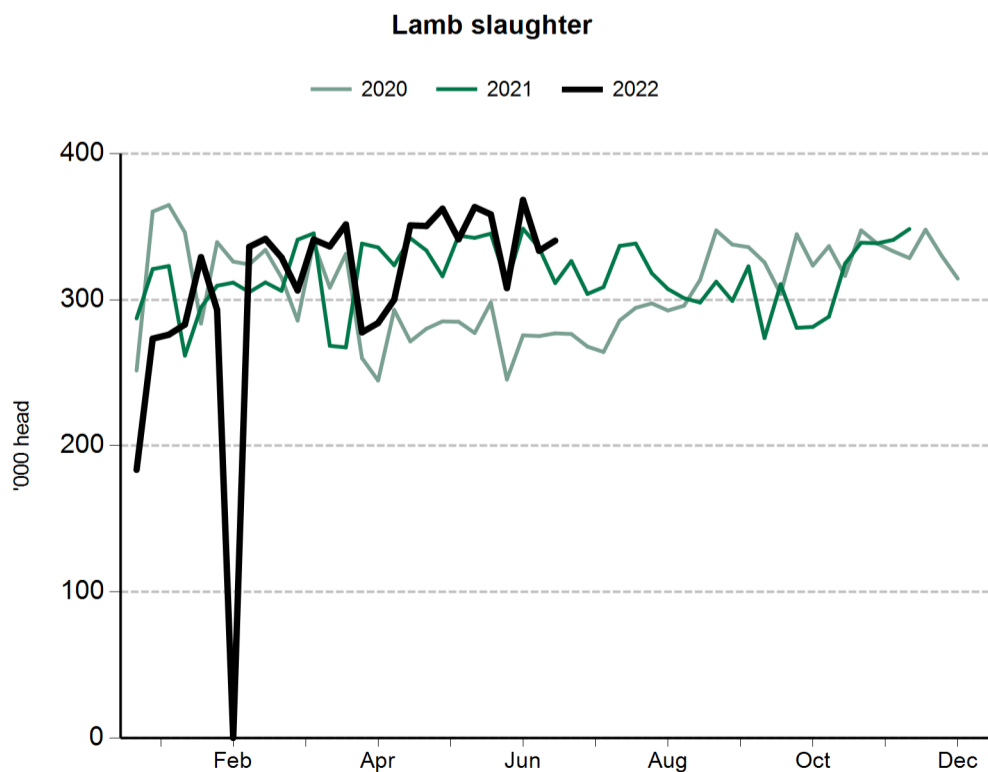
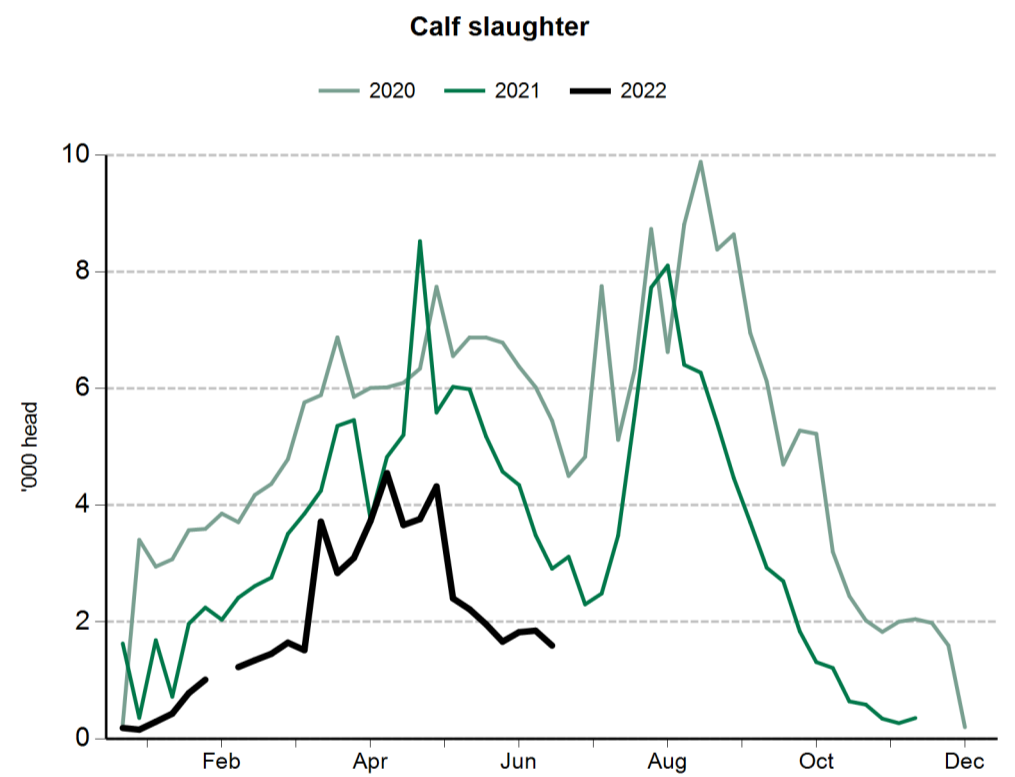
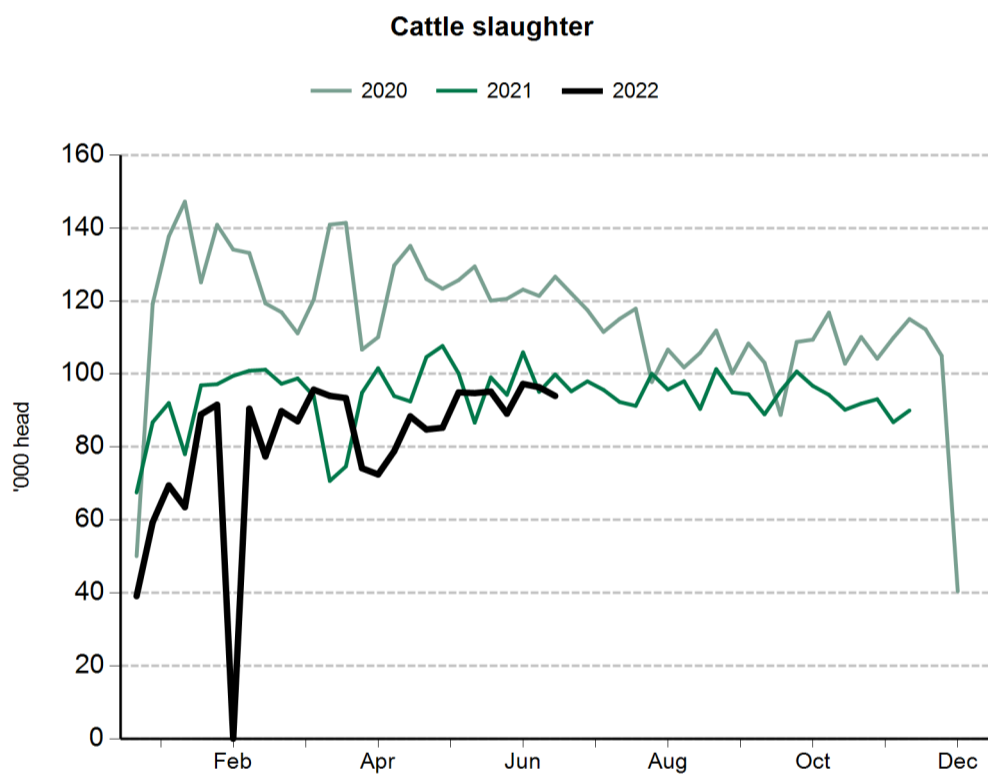
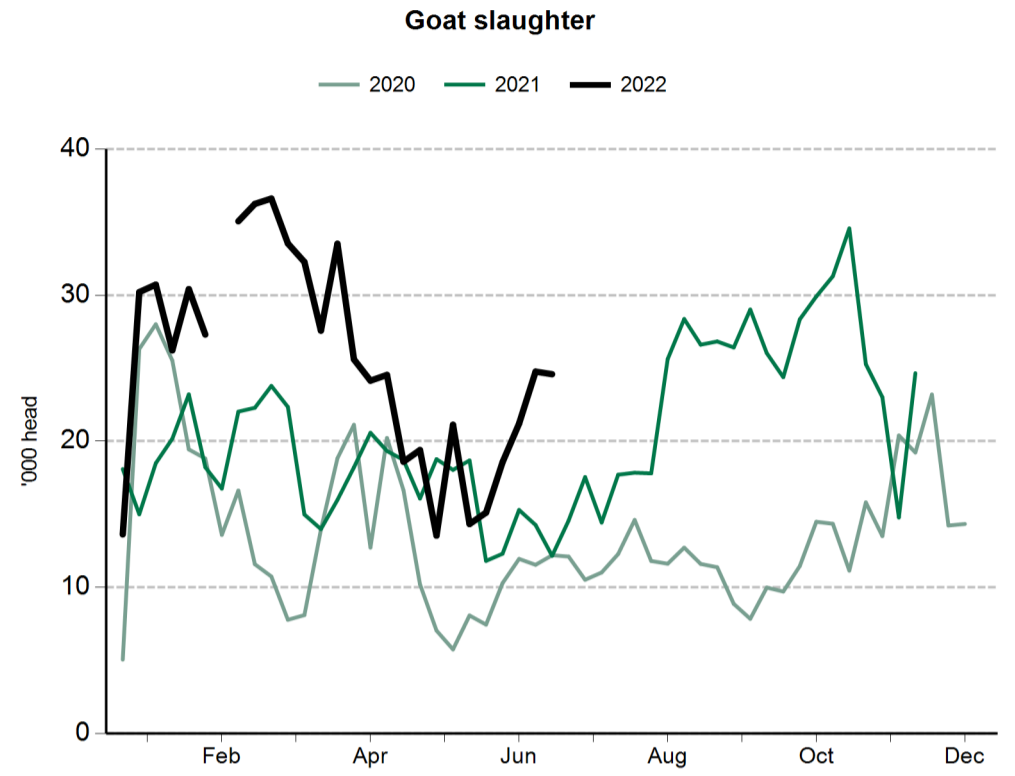
Sheep and lamb saleyard throughput		8 Jul 2022	1 Jul 2022	9 Jul 2021
NSW	Lambs	55,868	90,965	107,356
	Sheep	13,533	16,019	53,401
Victoria	Lambs	24,988	29,781	53,731
	Sheep	5,562	7,381	15,665
SA	Lambs	5,761	5,126	6,251
	Sheep	1,872	1,722	2,298
WA	Lambs	2,500	5,306	6,361
	Sheep	518	994	2,000
Tasmania	Lambs	1,218	1,195	1,899
	Sheep	529	793	1,929



Sheep and lamb slaughter		1 Jul 2022	9 Jul 2021
Queensland	Lambs	125	571
	Sheep	22	2,929
NSW	Lambs	99,175	117,091
	Sheep	12,075	36,178
Victoria	Lambs	187,215	175,110
	Sheep	32,702	32,464
SA	Lambs	49,153	28,472
	Sheep	5,983	38
Tasmania	Lambs	4,720	5,224
	Sheep	2,078	826



Goat slaughter		1 Jul 2022	9 Jul 2021
Queensland	Goats	7,992	4,152
NSW	Goats	2,405	1,707
Victoria	Goats	11,103	8,012
SA	Goats	3,083	693
Tasmania	Goats	nq	nq



Cattle prices

National saleyard indicators	Live weight	Muscle/Fat	Unit	12 Jul 2022	13 Jul 2021
Restocker Steer	200-280kg	C2	¢/kg lwt	577	582
Feeder Steer	330-400kg	C2	¢/kg lwt	524	509
Vealer Steer	280-330kg	C2	¢/kg lwt	580	558
			¢/kg cwt	1099	1062
Trade Steer	330-400kg	C3	¢/kg lwt	519	494
			¢/kg cwt	950	909
Medium Steer	400-500kg	C3	¢/kg lwt	385	413
			¢/kg cwt	741	779
Heavy Steer	500-600kg	C4	¢/kg lwt	389	437
			¢/kg cwt	711	806
Medium Cow	400-520kg	D3	¢/kg lwt	315	301
			¢/kg cwt	635	615
Eastern Young Cattle Indicator (EYCI)			¢/kg cwt	990.00	975

Eastern states OTH indicators	Carcase weight	Muscle	Unit	16 Jul 2021
Trade steer	240-260kg	A-C	¢/kg cwt	671
Medium steer	260-280kg	A-C	¢/kg cwt	681
Heavy steer	300-400kg	A-C	¢/kg cwt	688
Medium cow	260-280kg	A-E	¢/kg cwt	586
MSA trade steer	240-260kg	A-C	¢/kg cwt	672

Feeder cattle indicators - paddock sales		Unit
Domestic		
Steers 280-350kg		¢/kg lwt
Heifers 280-350kg		¢/kg lwt
Export		
Shortfed 100-120 DOF		¢/kg lwt
Mediumfed 120-220 DOF		¢/kg lwt
Longfed 220+ DOF		¢/kg lwt

State saleyard indicators				Queensland		NSW		Victoria		SA		Tasmania
Category	Live weight	Muscle/Fat	Unit	12 Jul 2022	13 Jul 2021	12 Jul 2022	13 Jul 2021	12 Jul 2022	13 Jul 2021	12 Jul 2022	13 Jul 2021	13 Jul 2021
Restocker Steer	200-280kg	C2	¢/kg lwt	577	584	580	563	nq	nq	nq	nq	nq
Feeder Steer	330-400kg	C2	¢/kg lwt	523	501	525	519	520	495	506	380	nq
Vealer Steer	280-330kg	C2	¢/kg lwt	nq	571	565	572	531	490	535	516	nq
			¢/kg cwt	nq	1098	1053	1079	1005	916	1029	1032	nq
Trade Steer	330-400kg	C3	¢/kg lwt	nq	nq	528	505	470	479	516	486	nq
			¢/kg cwt	nq	nq	957	919	840	893	988	902	nq
Medium Steer	400-500kg	C3	¢/kg lwt	410	388	421	397	505	449	430	491	nq
			¢/kg cwt	754	722	821	737	953	846	827	982	nq
Heavy Steer	500-600kg	C4	¢/kg lwt	407	377	411	452	nq	436	nq	nq	nq
			¢/kg cwt	740	676	745	837	nq	808	nq	nq	nq
Medium Cow	400-520kg	D3	¢/kg lwt	321	294	311	312	334	317	333	nq	322
			¢/kg cwt	643	601	642	641	662	668	666	nq	671

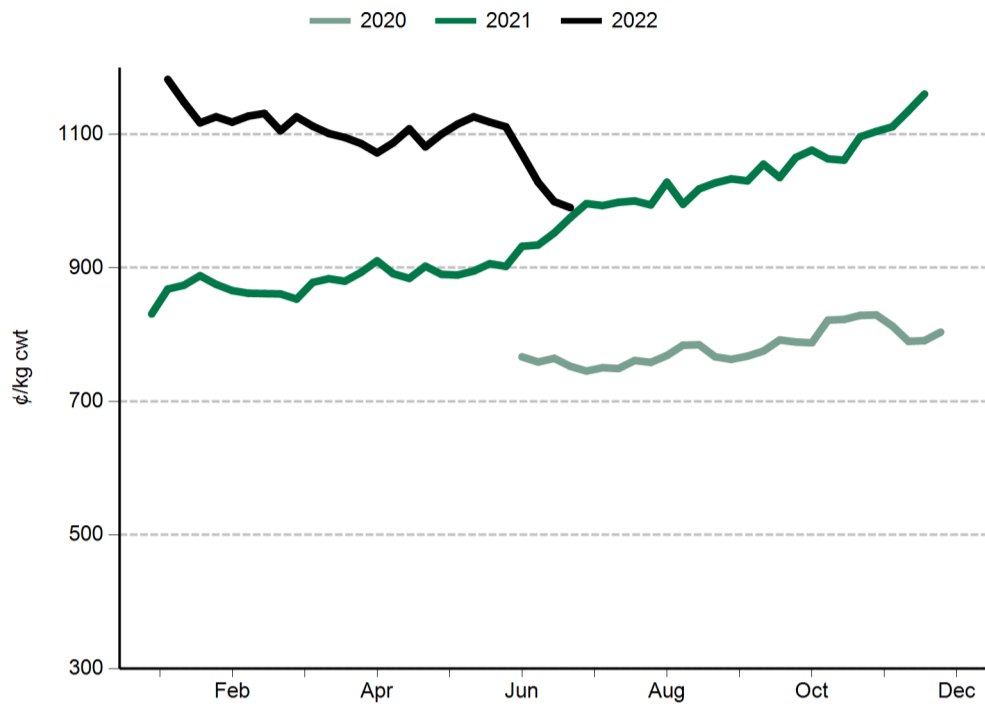
State over-the-hooks indicators				Queensland	NSW	Victoria	SA	Tasmania
Category	Carcase weight	Muscle	Unit	16 Jul 2021	16 Jul 2021	16 Jul 2021	16 Jul 2021	16 Jul 2021
Trade steer	240-260kg	A-C	¢/kg cwt	682	688	724	nq	591
Medium steer	260-280kg	A-C	¢/kg cwt	677	690	725	nq	630
Heavy steer	300-400kg	A-C	¢/kg cwt	688	703	731	nq	630
Medium cow	260-280kg	A-E	¢/kg cwt	608	591	556	624	550
MSA trade steer	240-260kg	A-C	¢/kg cwt	686	684	nq	645	nq

WA saleyard indicators	Unit	12 Jul 2022	13 Jul 2021
WYCI	¢/kg cwt	1102	964
Medium Steer	¢/kg lwt	347	445
Medium Cow	¢/kg lwt	273	320

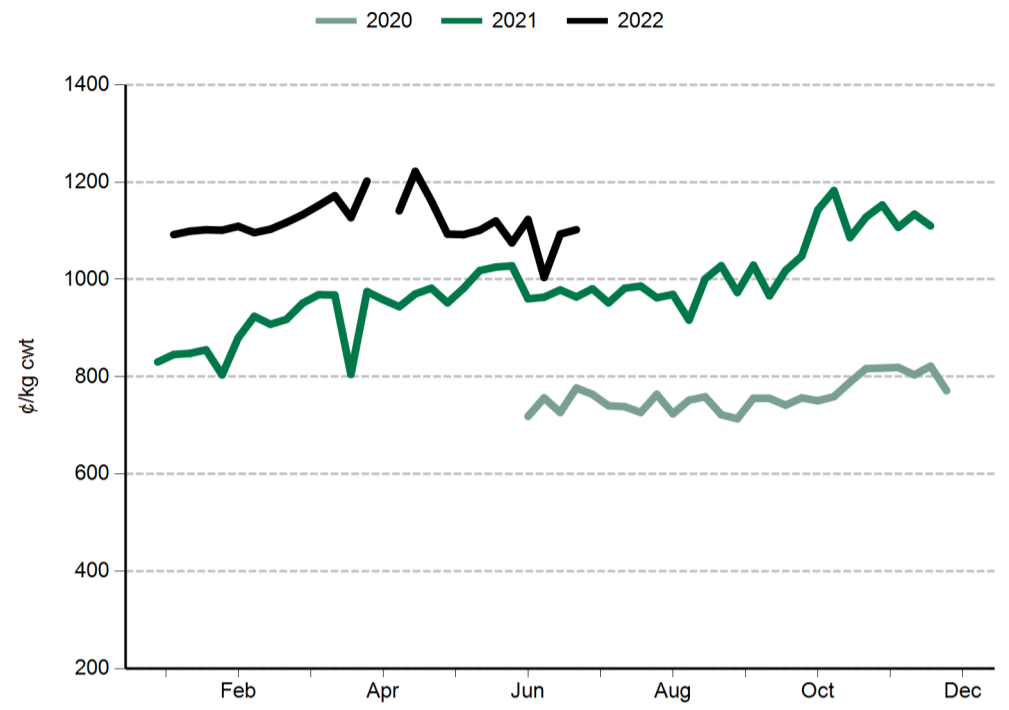
WA over-the-hooks indicators	Unit
Grassfed yearling	¢/kg cwt
Grainfed yearling	¢/kg cwt
MSA yearling	¢/kg cwt

Live Export Price Quotes			Unit	1 Jul 2022	9 Jul 2021
Light Steer	260 - 360 kg	Townsville	¢/kg lwt	nq	400
	260 - 360 kg	Darwin	¢/kg lwt	nq	nq
Light Heifer	260 - 360 kg	Townsville	¢/kg lwt	nq	375
	260 - 360 kg	Darwin	¢/kg lwt	nq	nq

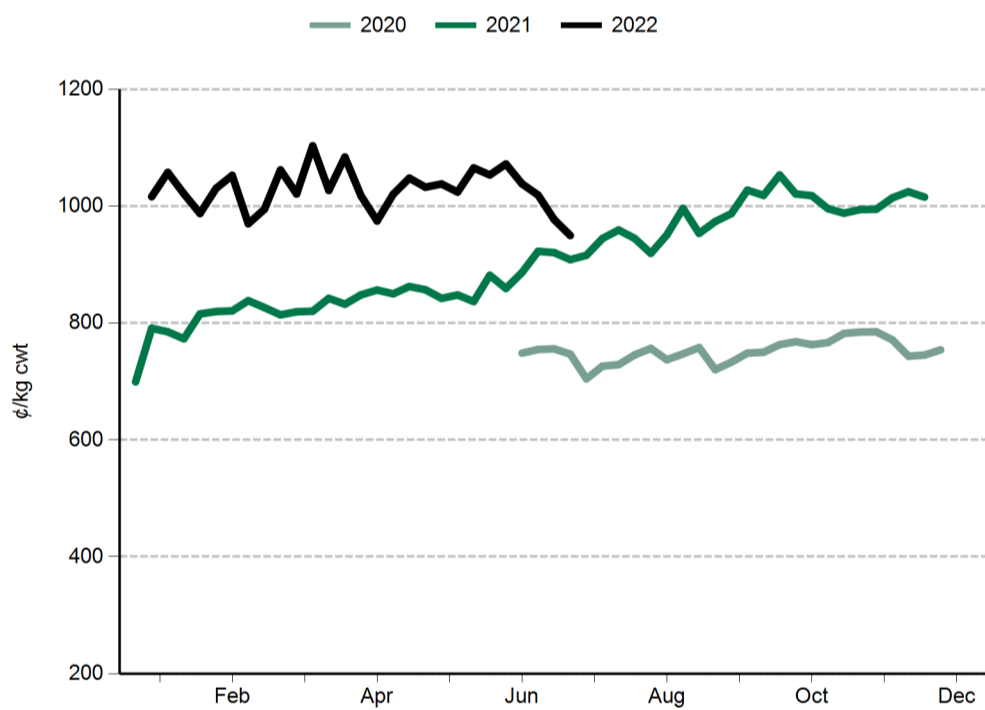
Eastern Young Cattle Indicator (EYCI)



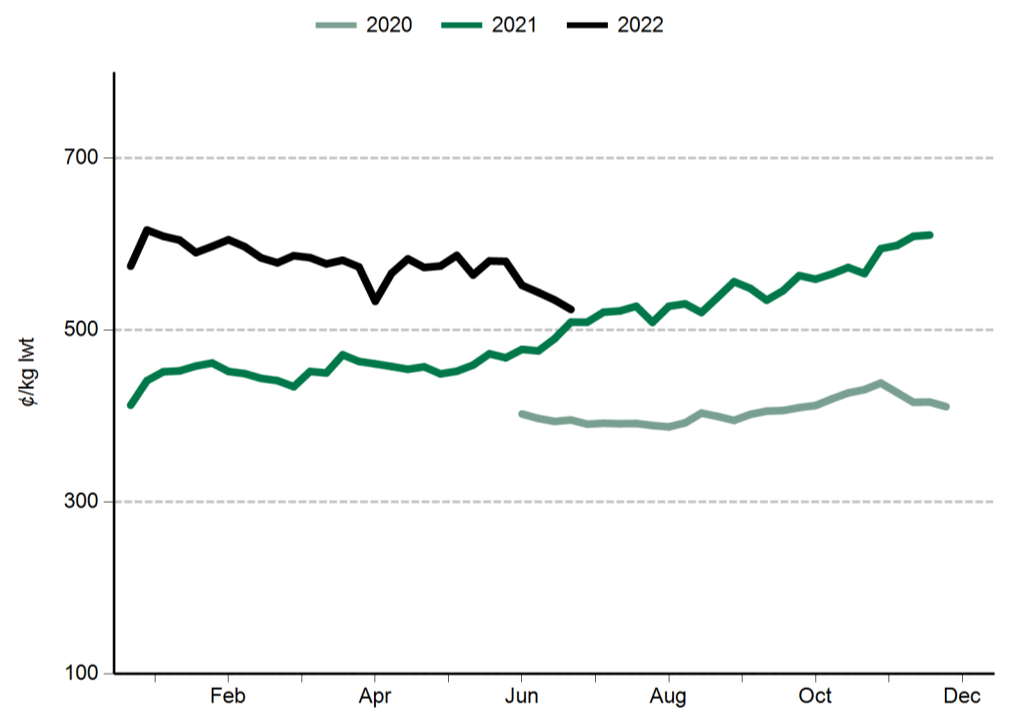
Western Young Cattle Indicator (WYCI)



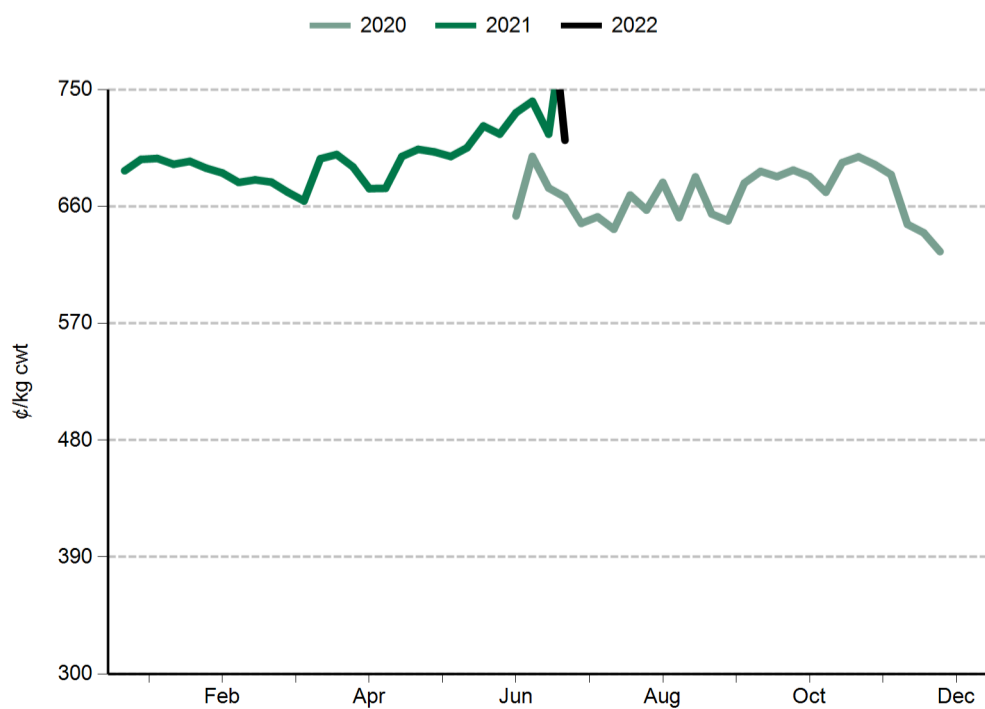
Trade steer



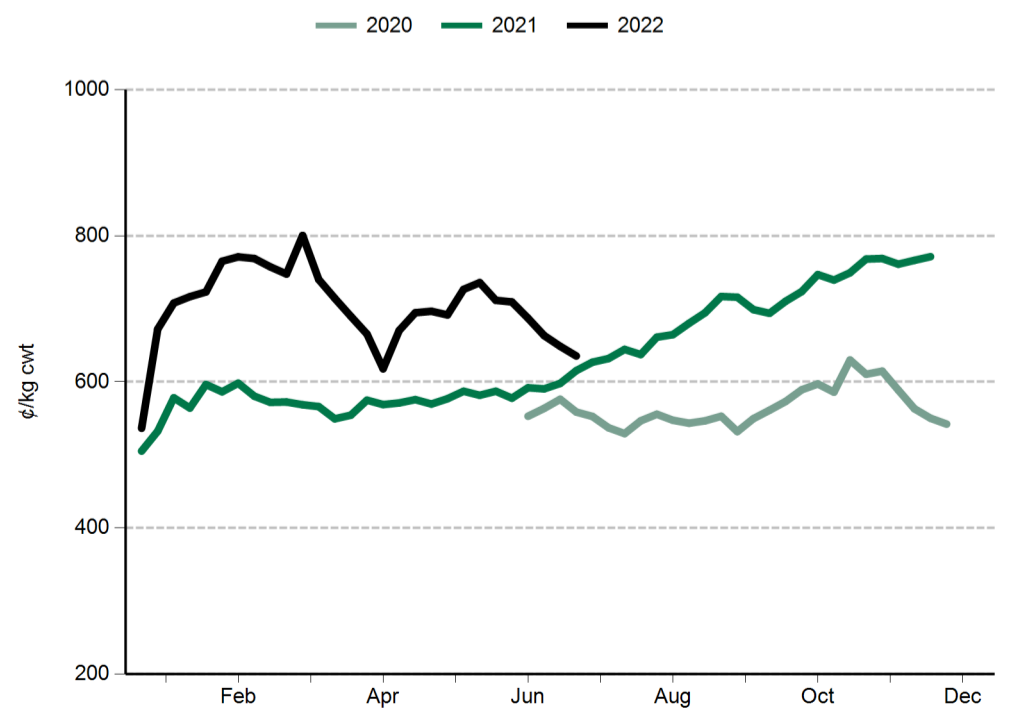
Feeder steer



Heavy steer



Medium cow



Sheep and lamb prices

Eastern States Trade Lamb Indicator (¢/kg cwt)	12 Jul 2022	13 Jul 2021
ESTLI	791	881

National saleyard sheep and lamb indicators (¢/kg cwt)		12 Jul 2022	13 Jul 2021
Merino lamb	16-22kg	730	779
Restocker/feeder lamb	0-18kg	775	907
Light lamb	12-18kg	743	830
Trade lamb	18-22kg	773	867
Heavy lamb	22+kg	793	858
Mutton	18-24kg	590	691

National OTH sheep and lamb indicators (¢/kg cwt)		16 Jul 2021
Medium trade lamb	18-20kg	786
Heavy trade lamb	20-22kg	786
Heavy lamb	22-24kg	785
Mutton	18-24kg	657

State saleyard sheep and lamb indicators (¢/kg cwt)		Victoria		NSW		SA		WA		Tasmania	
		12 Jul 2022	13 Jul 2021	12 Jul 2022	13 Jul 2021	12 Jul 2022	13 Jul 2021	12 Jul 2022	13 Jul 2021	12 Jul 2022	13 Jul 2021
Merino lamb	16-22kg	694	778	771	781	706	760	484	777	nq	nq
Restocker/feeder lamb	0-18kg	731	908	843	962	nq	861	482	690	492	833
Light lamb	12-18kg	685	843	801	850	774	766	492	758	647	782
Trade lamb	18-22kg	768	878	799	885	793	787	535	783	606	828
Heavy lamb	22+kg	799	876	794	858	780	786	565	798	652	789
Mutton	18-24kg	625	683	580	709	624	627	432	594	641	715

Over-the-hooks sheep and lamb indicators (¢/kg cwt)		Victoria	NSW	SA	WA	Tasmania
		16 Jul 2021	16 Jul 2021	16 Jul 2021	16 Jul 2021	16 Jul 2021
Medium trade lamb	18-20kg	791	748	803	800	nq
Heavy trade lamb	20-22kg	791	748	803	800	nq
Heavy lamb	22-24kg	788	748	803	800	nq
Mutton	18-24kg	666	682	658	623	nq

Live export price quotes (A\$/head)		5 Jul 2022	13 Jul 2021
Live wether	Muchea	nq	nq

Glossary:

cwt – carcase weight

lwt – live weight

OTH – over-the-hooks. Refers to the marketing of cattle/sheep/lambs directly from the farm to an abattoir where a producer is paid for the value of the carcase based on a sliding grid.

CIF – Cost, insurance, freight. The quoted price for the goods including freight and insurance costs delivered to final destination.

C&F – Cost and freight. Refers to the quoted price for the goods, including freight to the delivery point, but not insurance.

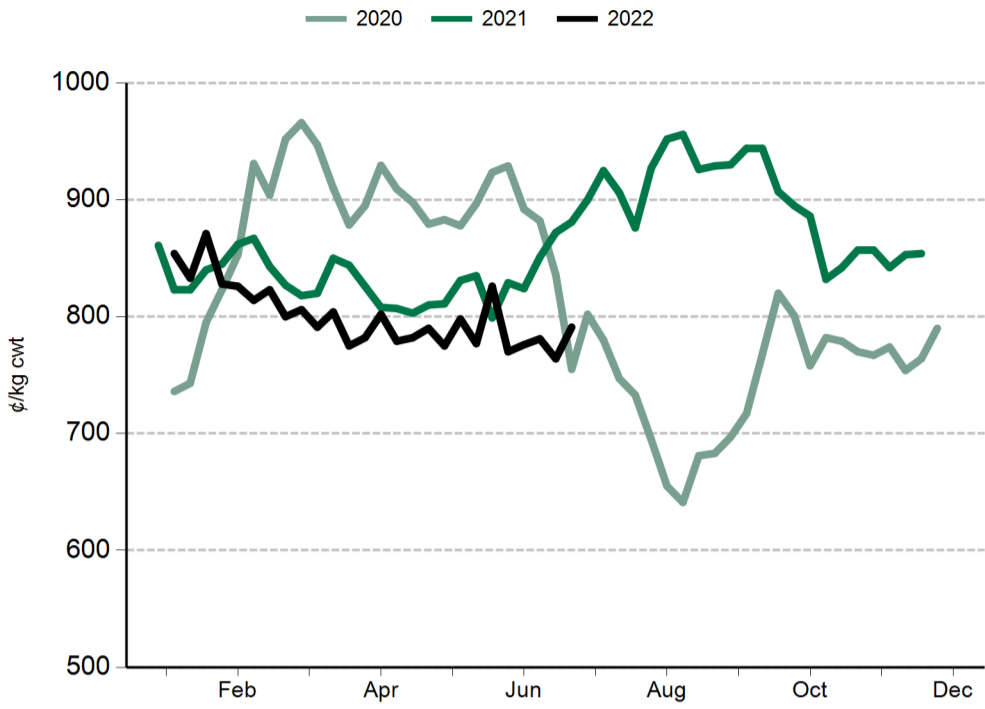
FAS – Free alongside ship. Refers to export price quotes where the seller is obliged to pay warehouse services, packing, inland freight and port charges, but not placement of goods onto the ship. The buyer is obliged to pay overseas freight, charges in foreign port, customs duties, quarantine and delivery to final destination. (See also 'FOB').

EYCI – Eastern Young Cattle Indicator. A seven day rolling average from 24 saleyards across NSW, Victoria and Queensland. It includes vealer and yearling heifers and steers, grade score C2 or C3, with live weight from 200kg.

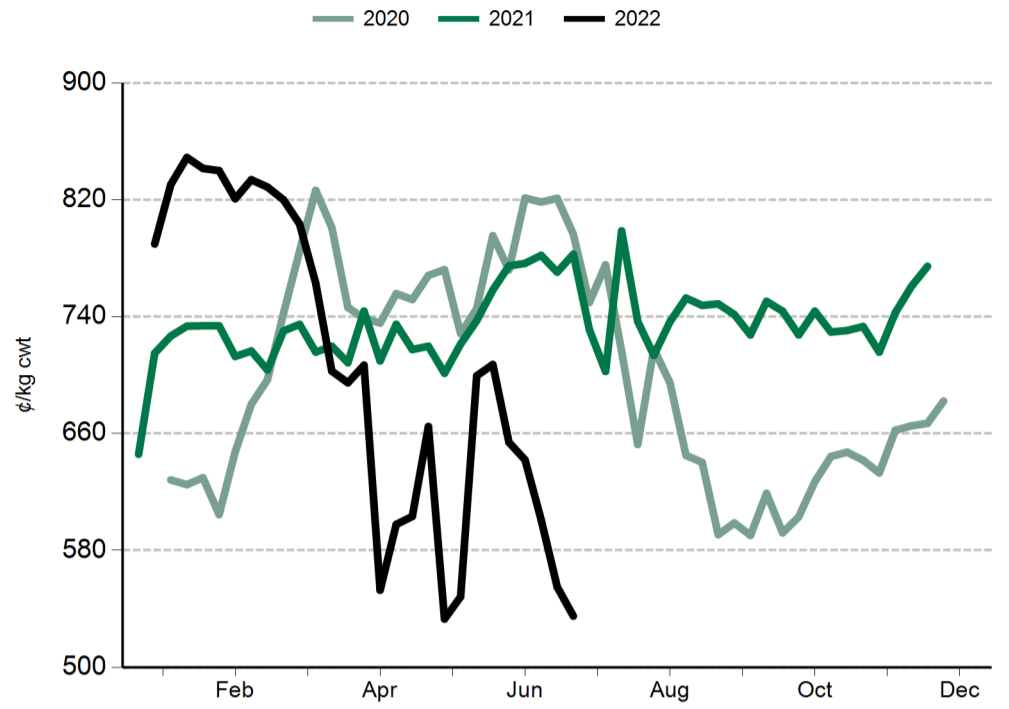
WYCI – Western Young Cattle Indicator. A benchmark of the value of young cattle in WA saleyards. It includes vealer and yearling heifers and steers, grade score C2 or C3, 180kg+ live weight.

All data is collected by MLA's NLRS, unless specified otherwise.

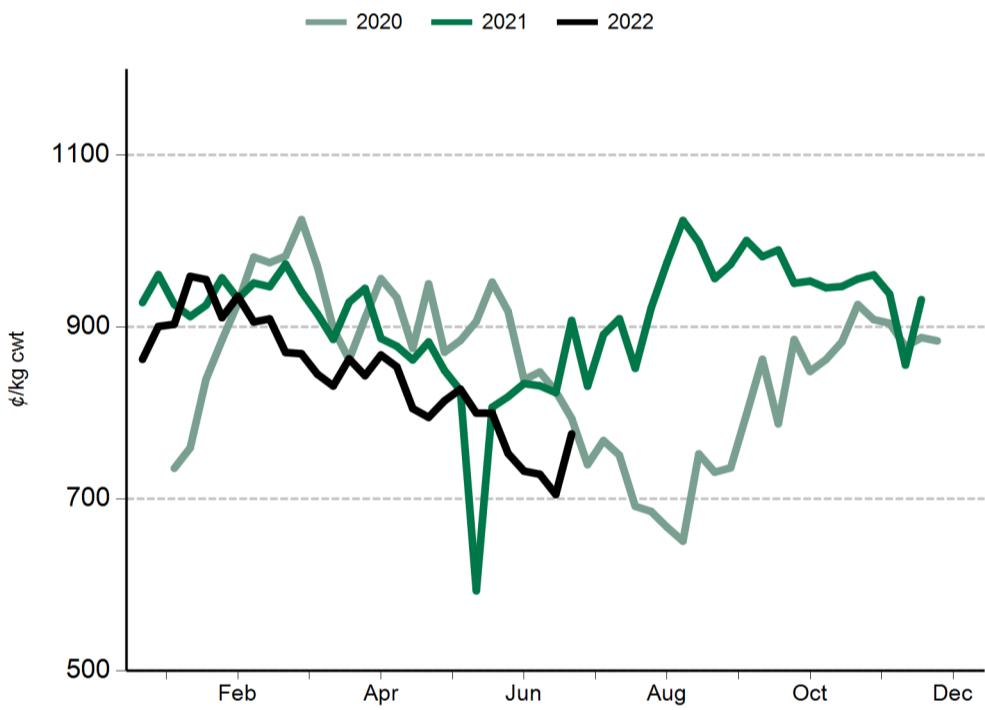
Eastern States Trade Lamb Indicator (ESTLI)



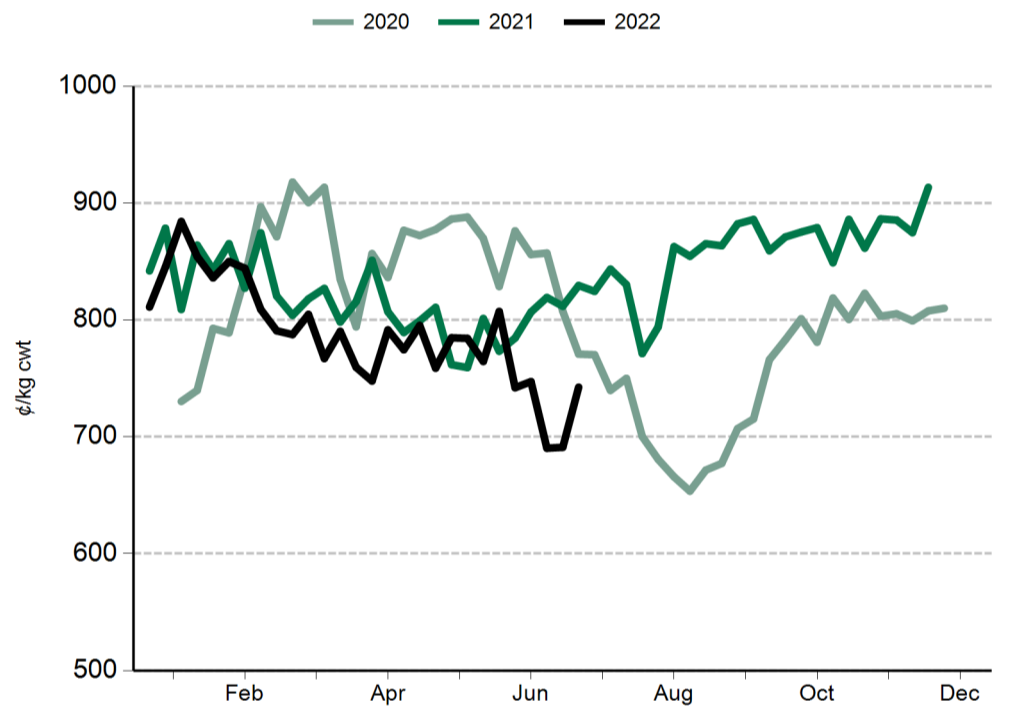
Western Trade Lamb Indicator (WTLI)



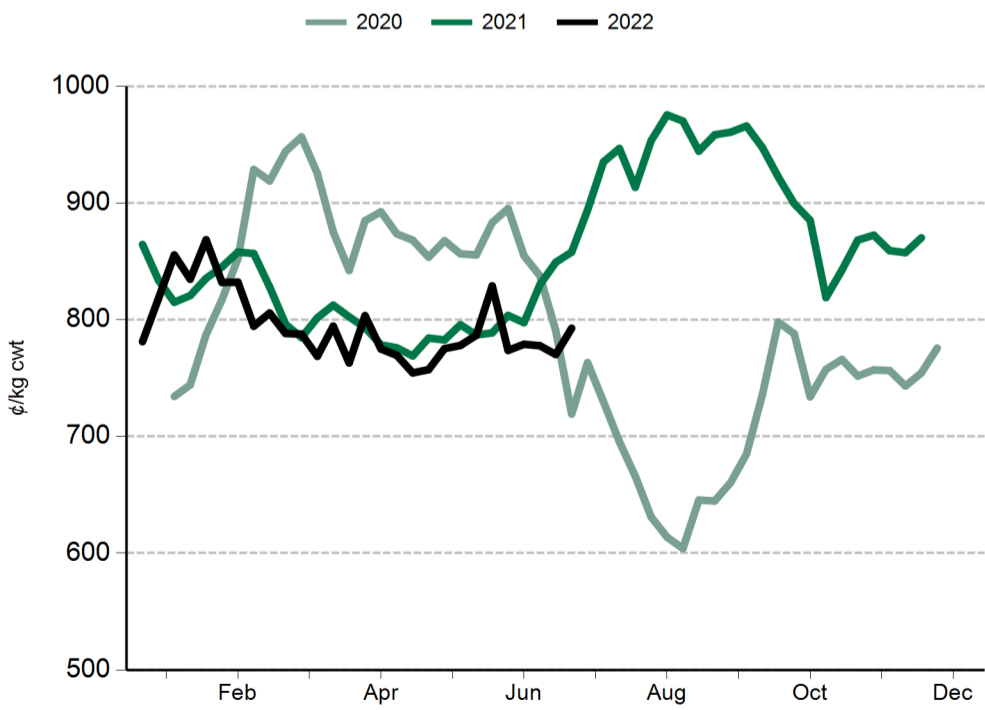
Restocker lamb



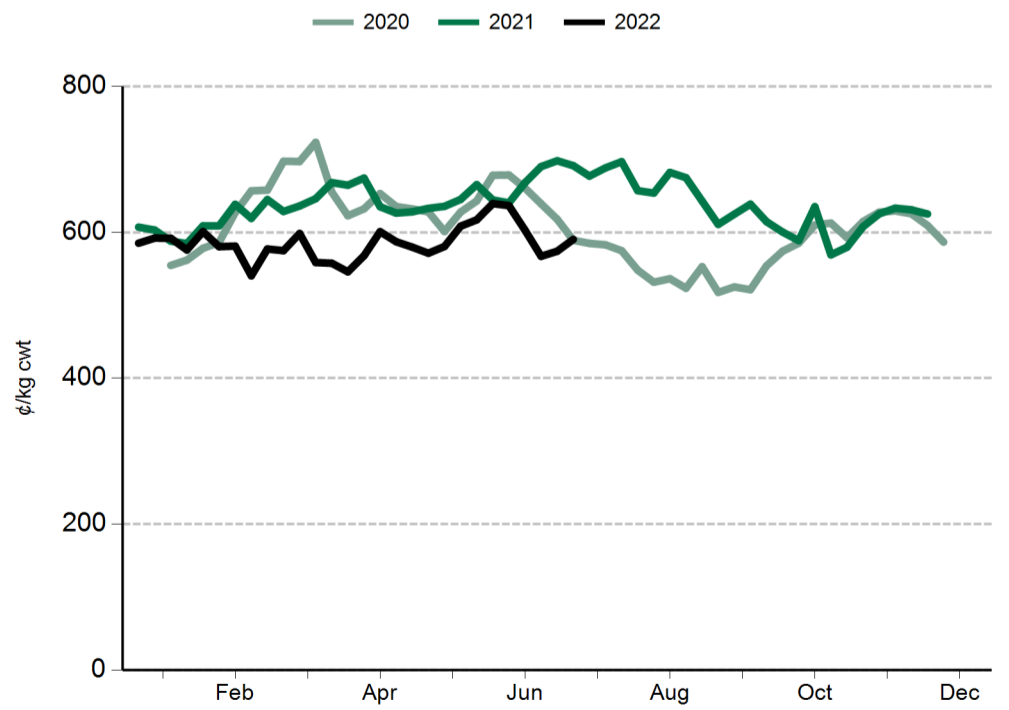
Light lamb



Heavy lamb



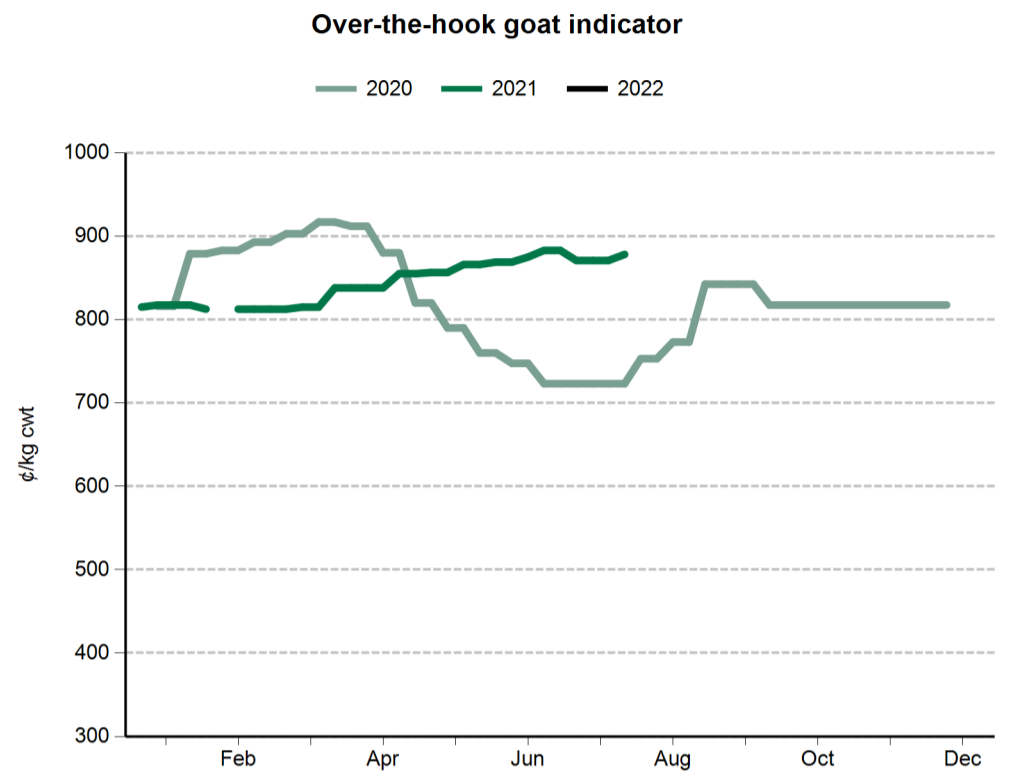
Mutton



General statistics

Over-the-hooks goat indicators (A¢/kg cwt)	16 Jul 2021
8.1-10kg	888
10.1-12kg	871
12.1-16kg	871
16.1-20kg	875
20.1kg+	850

Skin indicators - Lambs



Grain prices - Darling Downs (A\$/tonne)	8 Jul 2022	1 Jul 2022	9 Jul 2021
Wheat	406	nq	323
Barley	415	425	300
Sorghum	352	360	nq

Grain prices - Riverina (A\$/tonne)	8 Jul 2022	1 Jul 2022	9 Jul 2021
Wheat	nq	nq	295
Barley	345	345	240

Source: Profarmer Australia

PLEASE NOTE

MLA no longer reports on fodder prices, tallow prices or the EMI on a weekly basis.

These can be accessed separately through these links:

- [Fodder prices \(Dairy Australia\)](#)
- [Tallow prices \(MLA monthly co-product report\)](#)
- [EMI \(AWEX\)](#)

US imported beef prices (CIF)		1 Jul 2022	9 Jul 2021
Bull 95CL	US¢/lb	287.5	289.5
	A¢/kg	926.5	857.3
Cow 90CL	US¢/lb	268.5	266.5
	A¢/kg	865.3	789.2
CC/CF 85CL	US¢/lb	260.0	244.0
	A¢/kg	837.9	722.5
Shank 90CL	US¢/lb	270.0	269.0
	A¢/kg	870.1	796.6
Trim 85CL	US¢/lb	258.5	243.5
	A¢/kg	833.1	721.0
Trim 80CL	US¢/lb	nq	225.5
	A¢/kg	nq	667.7
Trim 75CL	US¢/lb	nq	175.0
	A¢/kg	nq	518.2
Trim 65CL	US¢/lb	nq	nq
	A¢/kg	nq	nq
Outside flats	US¢/lb	nq	nq
	A¢/kg	nq	nq
Knuckles	US¢/lb	295.0	285.0
	A¢/kg	950.7	843.9
Inside cap off	US¢/lb	347.5	262.5
	A¢/kg	1119.9	777.3

Source: Steiner Consulting Group

