

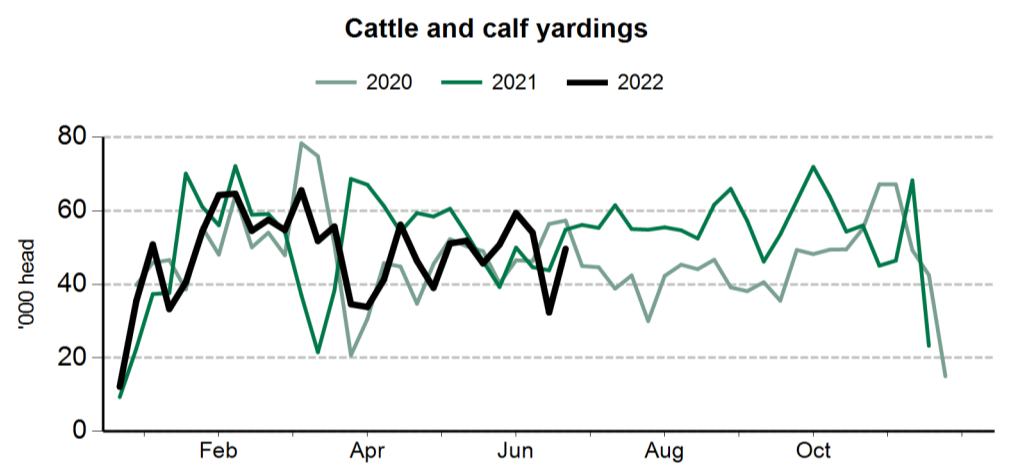
The following weekly statistical summary includes the following information:

- **Livestock movements**.....pages 1-2
 - Cattle yardings
 - Sheep yardings
 - Cattle slaughter
 - Sheep, lamb and goat slaughter
- **Cattle price indicators**.....pages 3-4
 - Saleyard indicators
 - Over-the-hook indicators
 - Live export indicators
- **Sheep and lamb indicators**.....pages 5-6
 - Saleyard indicators
 - Over-the-hook indicators
 - Live export indicators
- **General statistics**.....page 7
 - Over-the-hook goat indicators
 - Skin price indicators
 - Weekly US imported beef indicators

Cattle movements

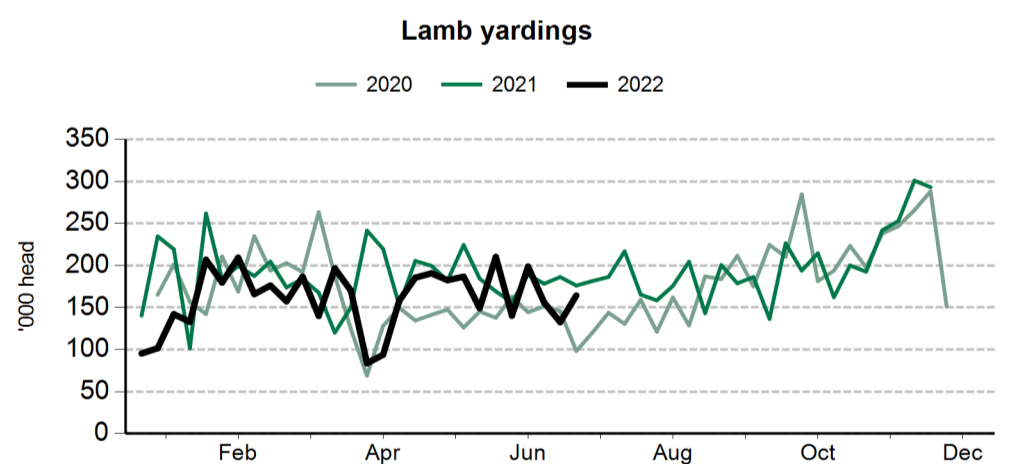
Cattle saleyard throughput		15 Jul 2022	8 Jul 2022	16 Jul 2021
Queensland	Cattle	10,836	22,128	22,179
NSW	Cattle	7,799	11,948	10,743
Victoria	Cattle	3,197	5,937	5,323
SA	Cattle	512	1,078	1,001
WA	Cattle	1,251	2,214	1,534
Tasmania	Cattle	55	53	85

Cattle slaughter		8 Jul 2022	16 Jul 2021
Queensland	Cattle	50,444	50,612
	Calves	30	62
NSW	Cattle	26,117	27,760
	Calves	36	14
Victoria	Cattle	12,480	12,470
	Calves	1,190	2,167
SA	Cattle	2,813	2,638
	Calves	0	17
Tasmania	Cattle	4,418	4,488
	Calves	0	41

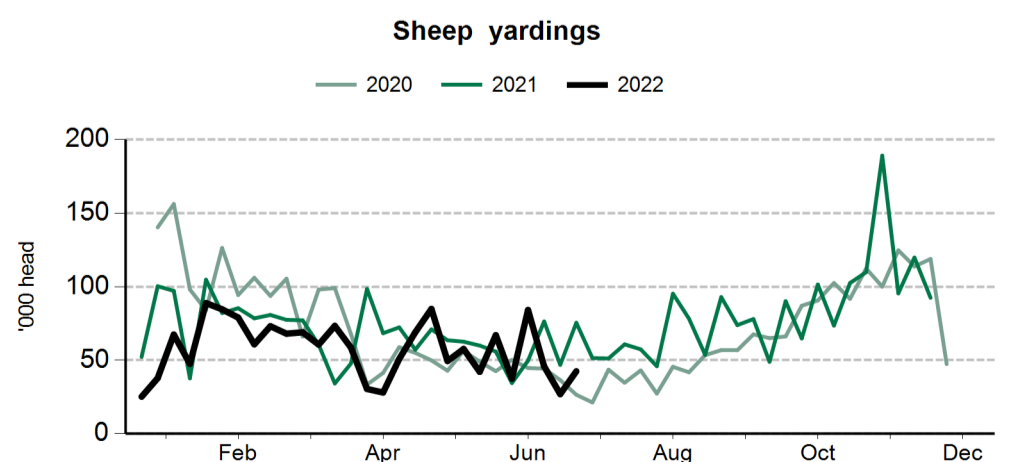


Smallstock movements

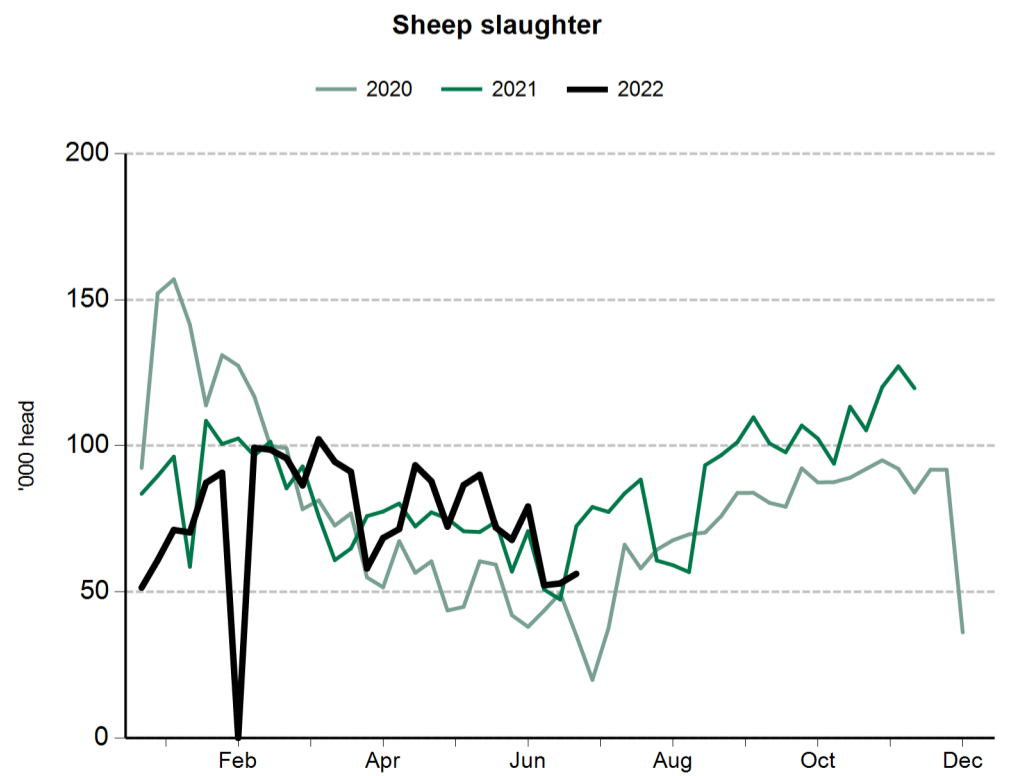
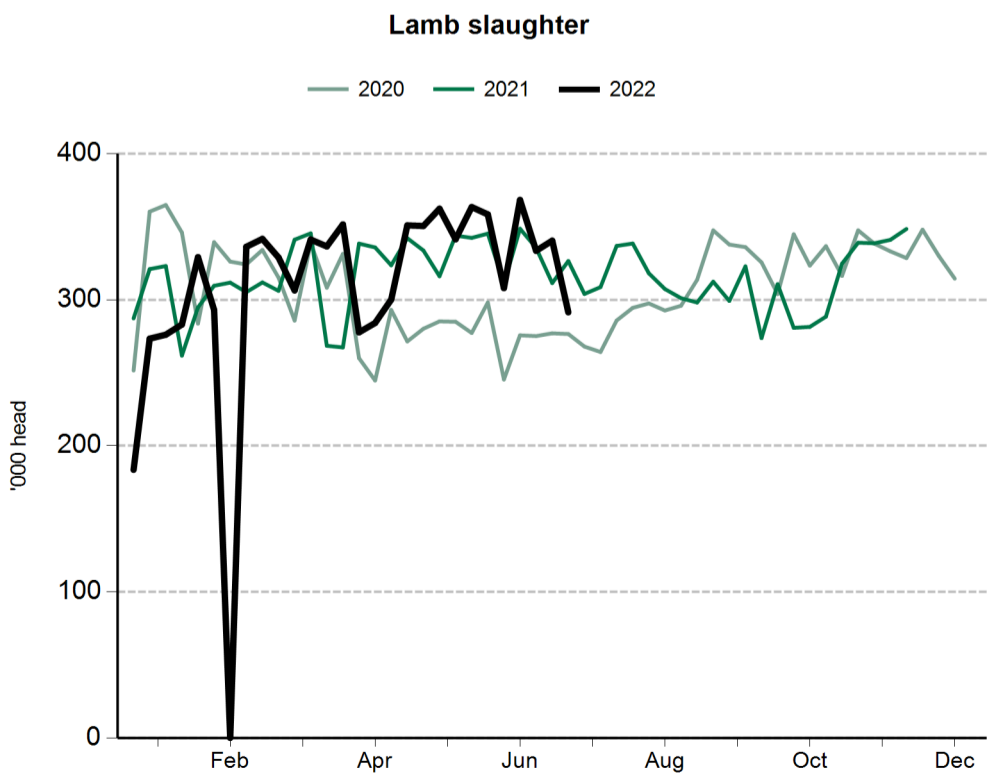
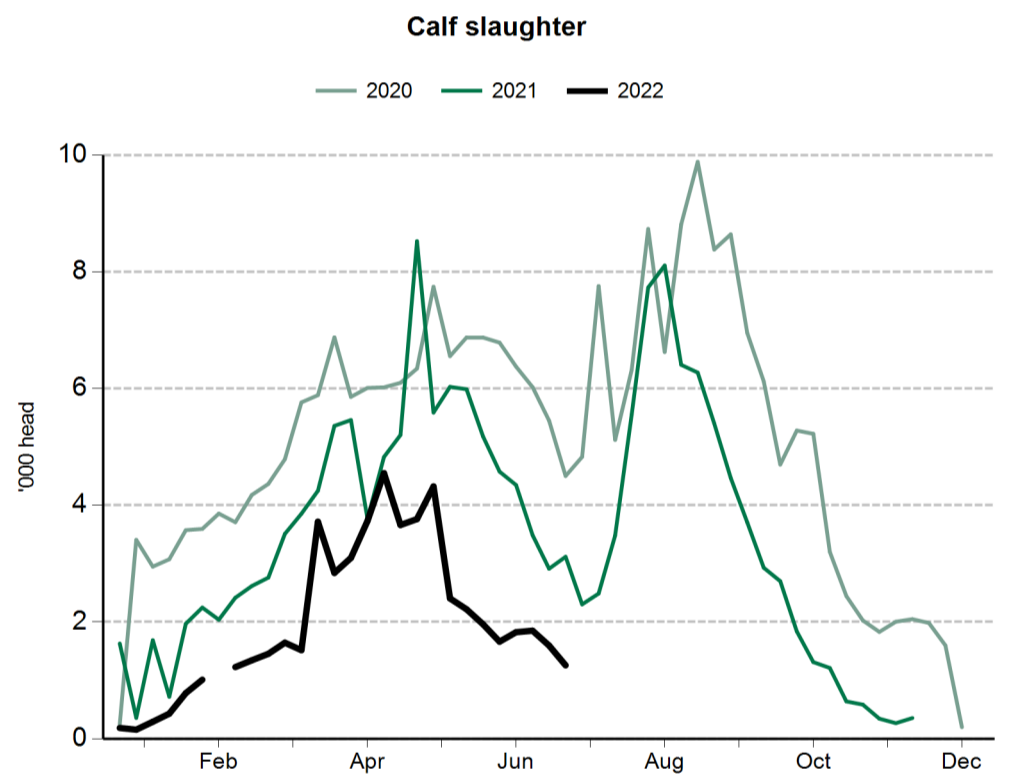
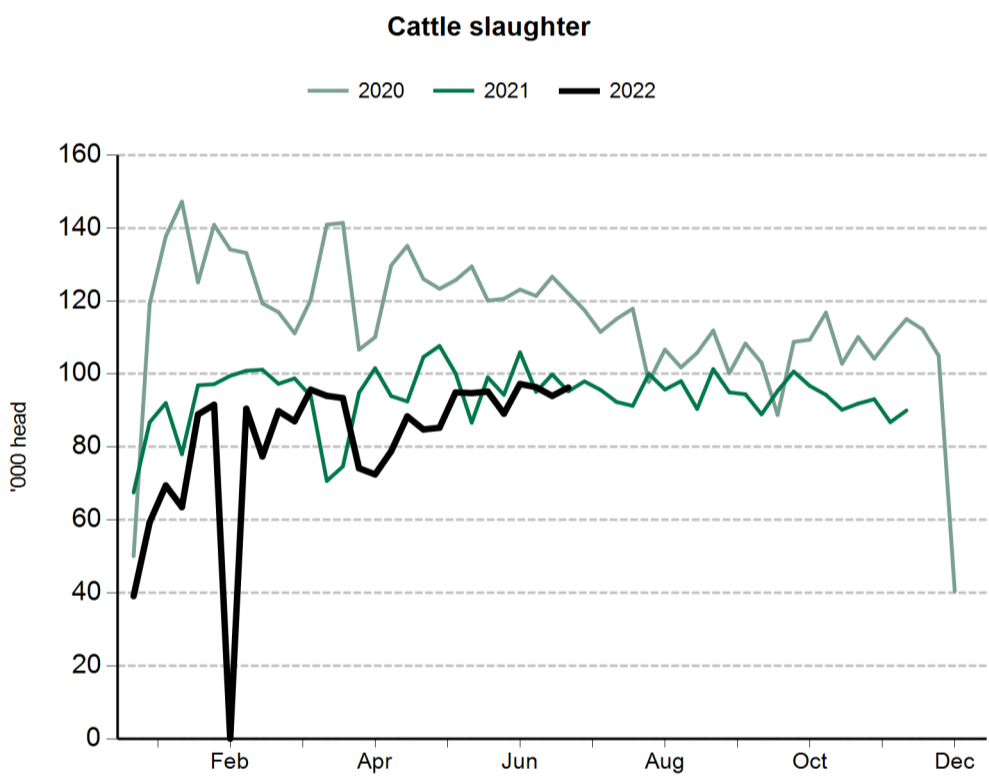
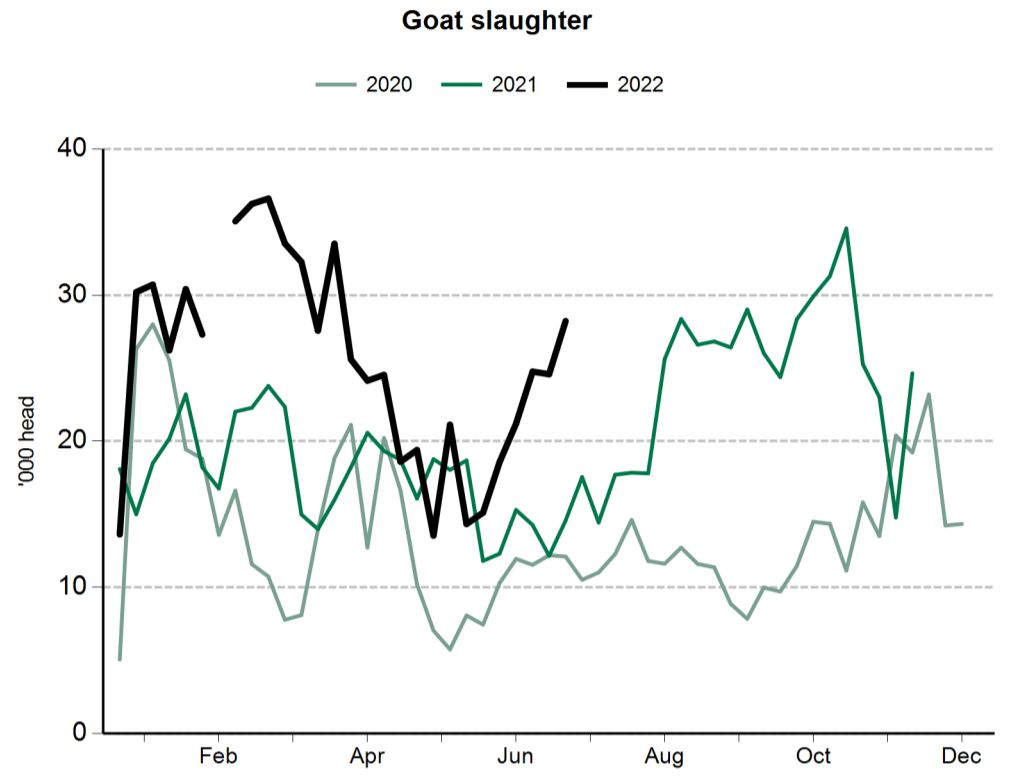
Sheep and lamb saleyard throughput		15 Jul 2022	8 Jul 2022	16 Jul 2021
NSW	Lambs	54,915	118,528	124,930
	Sheep	18,010	28,458	29,196
Victoria	Lambs	15,459	34,582	38,900
	Sheep	12,072	10,067	14,289
SA	Lambs	6,128	5,761	6,981
	Sheep	1,264	1,872	1,449
WA	Lambs	2,900	3,523	9,900
	Sheep	1,010	1,318	5,815
Tasmania	Lambs	899	1,218	471
	Sheep	521	529	471



Sheep and lamb slaughter		8 Jul 2022	16 Jul 2021
Queensland	Lambs	416	1,644
	Sheep	1,349	1,235
NSW	Lambs	93,083	110,067
	Sheep	7,195	38,642
Victoria	Lambs	168,460	169,167
	Sheep	43,421	35,841
SA	Lambs	24,850	18,281
	Sheep	69	10
Tasmania	Lambs	4,540	4,751
	Sheep	4,127	3,302



Goat slaughter		8 Jul 2022	16 Jul 2021
Queensland	Goats	9,840	7,814
NSW	Goats	1,781	2,249
Victoria	Goats	16,435	7,078
SA	Goats	165	401
Tasmania	Goats	nq	nq



Cattle prices

National saleyard indicators	Live weight	Muscle/Fat	Unit	19 Jul 2022	20 Jul 2021
Restocker Steer	200-280kg	C2	¢/kg lwt	575	596
Feeder Steer	330-400kg	C2	¢/kg lwt	497	509
Vealer Steer	280-330kg	C2	¢/kg lwt	519	540
			¢/kg cwt	985	1034
Trade Steer	330-400kg	C3	¢/kg lwt	500	497
			¢/kg cwt	925	916
Medium Steer	400-500kg	C3	¢/kg lwt	438	440
			¢/kg cwt	821	816
Heavy Steer	500-600kg	C4	¢/kg lwt	405	426
			¢/kg cwt	746	782
Medium Cow	400-520kg	D3	¢/kg lwt	287	307
			¢/kg cwt	587	627
Eastern Young Cattle Indicator (EYCI)			¢/kg cwt	964.00	996

Eastern states OTH indicators	Carcase weight	Muscle	Unit	23 Jul 2021
Trade steer	240-260kg	A-C	¢/kg cwt	673
Medium steer	260-280kg	A-C	¢/kg cwt	684
Heavy steer	300-400kg	A-C	¢/kg cwt	691
Medium cow	260-280kg	A-E	¢/kg cwt	593
MSA trade steer	240-260kg	A-C	¢/kg cwt	673

Feeder cattle indicators - paddock sales		Unit
Domestic		
Steers 280-350kg		¢/kg lwt
Heifers 280-350kg		¢/kg lwt
Export		
Shortfed 100-120 DOF		¢/kg lwt
Mediumfed 120-220 DOF		¢/kg lwt
Longfed 220+ DOF		¢/kg lwt

State saleyard indicators				Queensland		NSW		Victoria		SA		Tasmania	
Category	Live weight	Muscle/Fat	Unit	19 Jul 2022	20 Jul 2021	19 Jul 2022	20 Jul 2021	19 Jul 2022	20 Jul 2021	19 Jul 2022	20 Jul 2021	19 Jul 2022	20 Jul 2021
Restocker Steer	200-280kg	C2	¢/kg lwt	577	598	555	563	400	366	nq	nq	nq	nq
Feeder Steer	330-400kg	C2	¢/kg lwt	486	504	515	520	503	496	516	422	nq	nq
Vealer Steer	280-330kg	C2	¢/kg lwt	426	438	522	581	524	522	520	nq	nq	nq
			¢/kg cwt	819	832	984	1090	978	974	1000	nq	nq	nq
Trade Steer	330-400kg	C3	¢/kg lwt	nq	500	500	492	508	486	497	502	nq	nq
			¢/kg cwt	nq	926	915	902	959	910	951	924	nq	nq
Medium Steer	400-500kg	C3	¢/kg lwt	416	401	448	466	447	416	nq	nq	nq	nq
			¢/kg cwt	773	743	838	864	835	784	nq	nq	nq	nq
Heavy Steer	500-600kg	C4	¢/kg lwt	361	383	417	430	454	440	nq	nq	nq	nq
			¢/kg cwt	669	692	768	793	835	811	nq	nq	nq	nq
Medium Cow	400-520kg	D3	¢/kg lwt	288	301	307	317	330	341	nq	nq	nq	300
			¢/kg cwt	590	613	640	657	654	687	nq	nq	nq	632

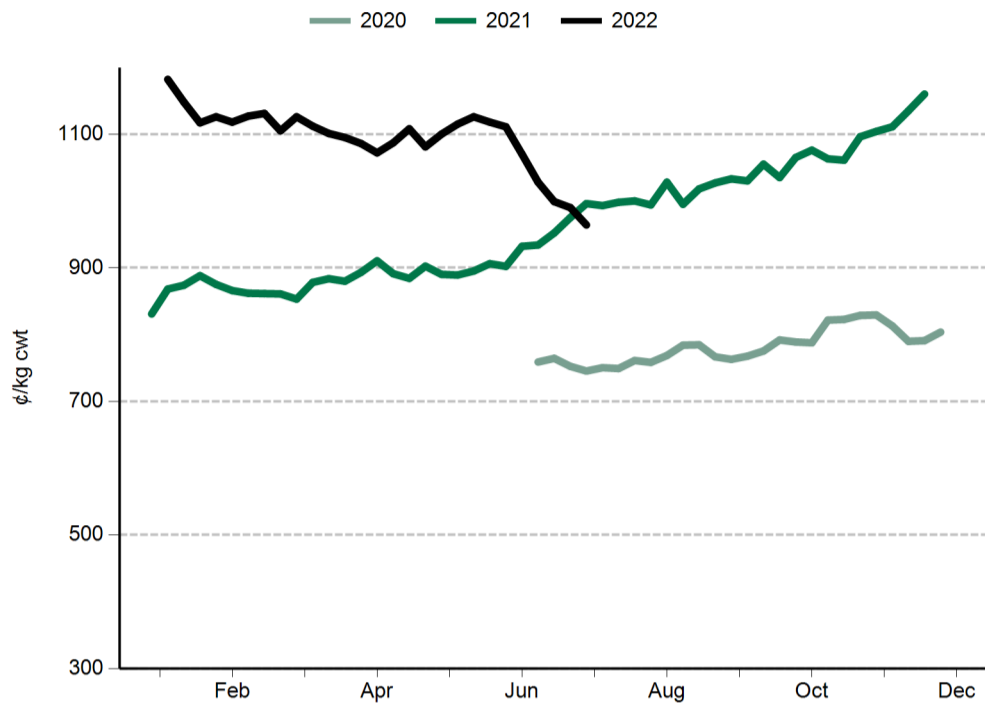
State over-the-hooks indicators				Queensland	NSW	Victoria	SA	Tasmania
Category	Carcase weight	Muscle	Unit	23 Jul 2021	23 Jul 2021	23 Jul 2021	23 Jul 2021	23 Jul 2021
Trade steer	240-260kg	A-C	¢/kg cwt	682	688	727	nq	596
Medium steer	260-280kg	A-C	¢/kg cwt	677	690	728	nq	640
Heavy steer	300-400kg	A-C	¢/kg cwt	688	703	734	nq	640
Medium cow	260-280kg	A-E	¢/kg cwt	608	603	558	629	565
MSA trade steer	240-260kg	A-C	¢/kg cwt	690	684	nq	645	nq

WA saleyard indicators	Unit	19 Jul 2022	20 Jul 2021
WYCI	¢/kg cwt	978	981
Medium Cow	¢/kg lwt	192	328
Medium Steer	¢/kg lwt	459	414

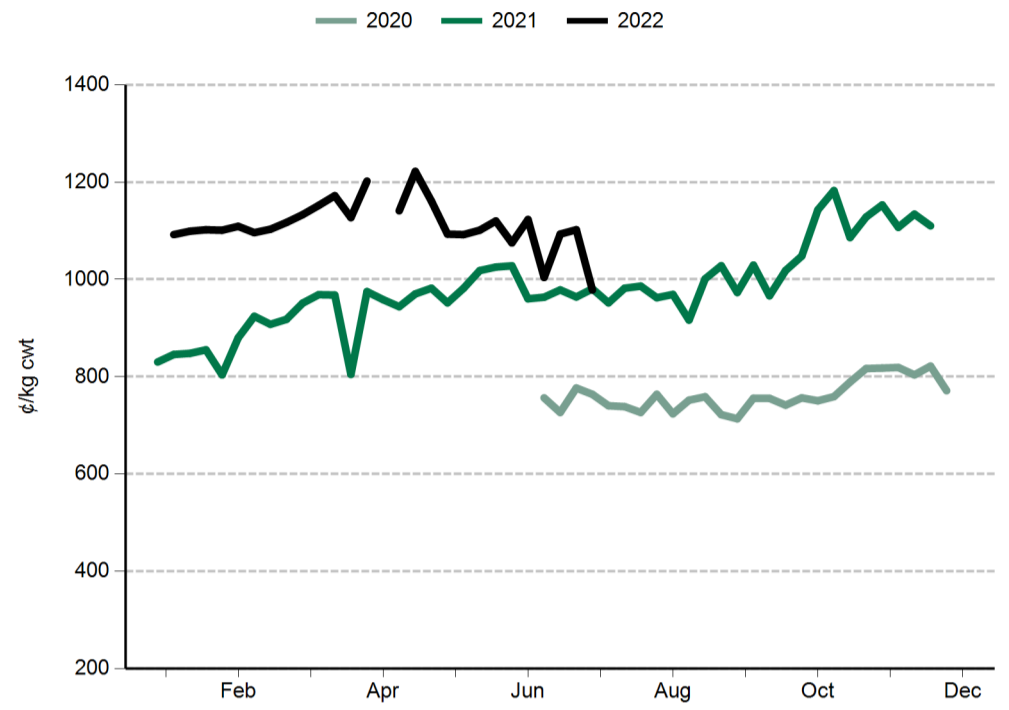
WA over-the-hooks indicators	Unit
Grassfed yearling	¢/kg cwt
Grainfed yearling	¢/kg cwt
MSA yearling	¢/kg cwt

Live Export Price Quotes			Unit	8 Jul 2022	16 Jul 2021
Light Steer	260 - 360 kg	Townsville	¢/kg lwt	nq	nq
	260 - 360 kg	Darwin	¢/kg lwt	nq	nq
Light Heifer	260 - 360 kg	Townsville	¢/kg lwt	nq	nq
	260 - 360 kg	Darwin	¢/kg lwt	nq	nq

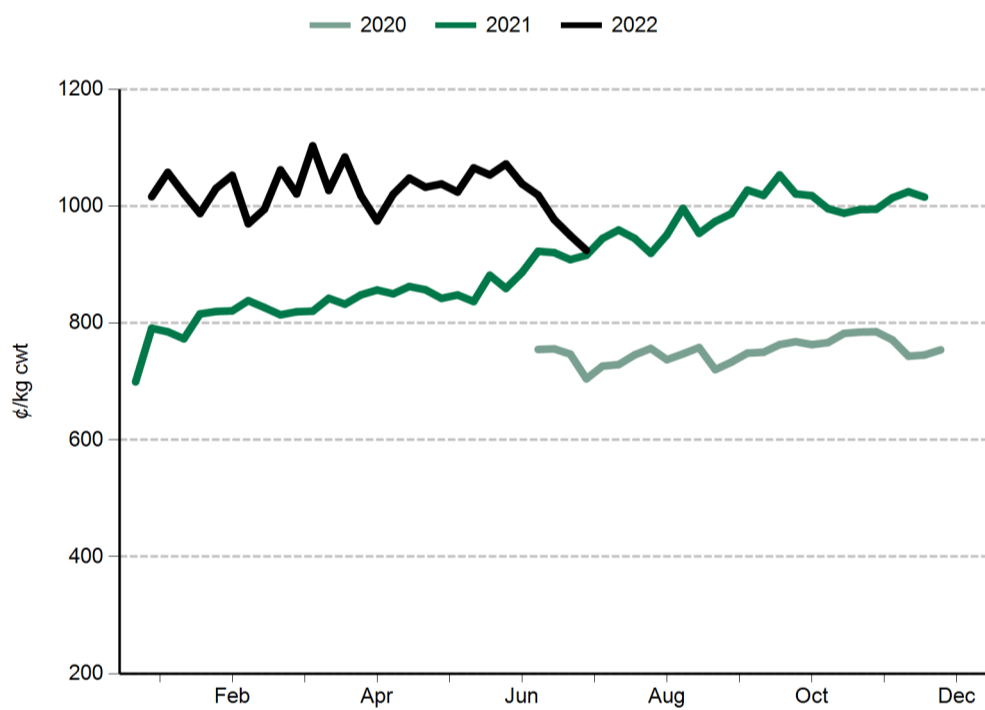
Eastern Young Cattle Indicator (EYCI)



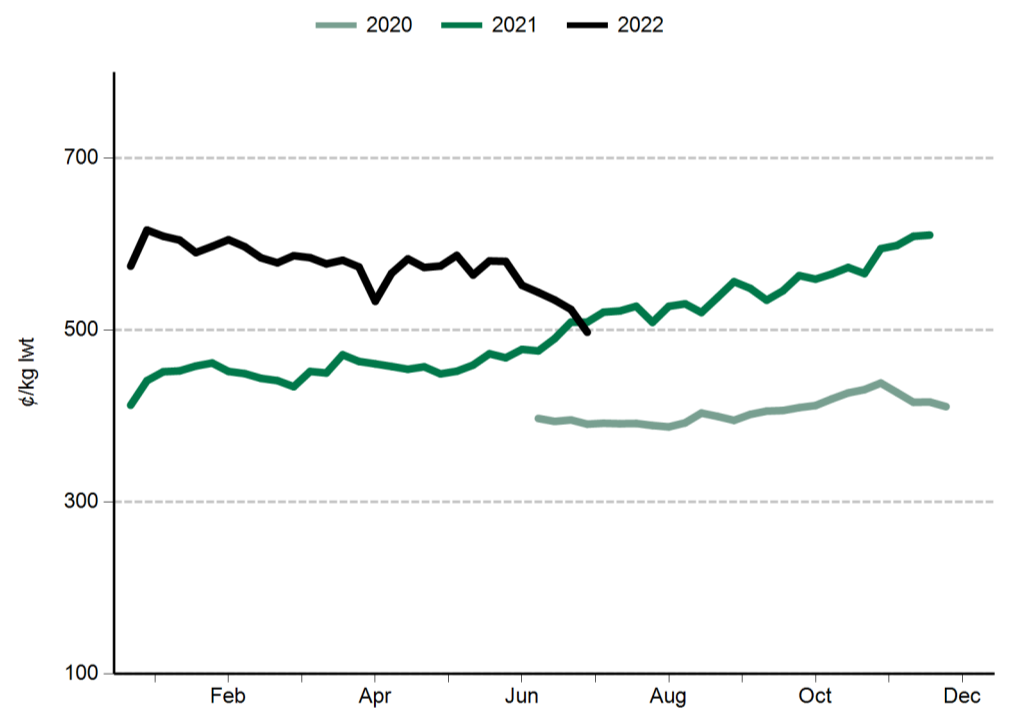
Western Young Cattle Indicator (WYCI)



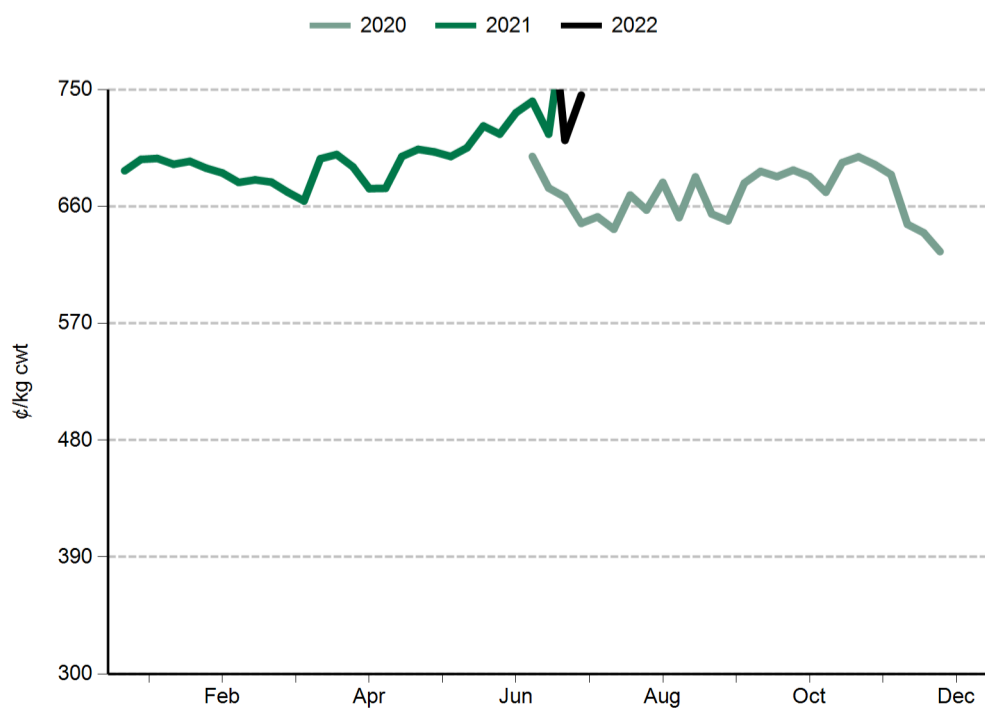
Trade steer



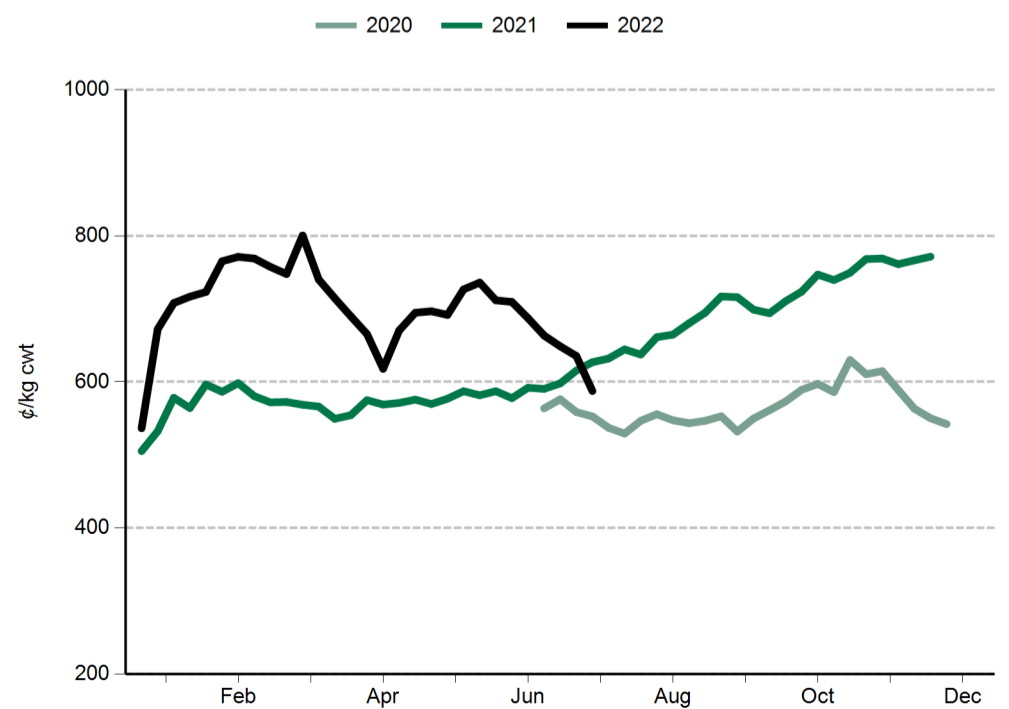
Feeder steer



Heavy steer



Medium cow



Sheep and lamb prices

Eastern States Trade Lamb Indicator (¢/kg cwt)	19 Jul 2022	20 Jul 2021
ESTLI	756	900

National saleyard sheep and lamb indicators (¢/kg cwt)		19 Jul 2022	20 Jul 2021
Merino lamb	16-22kg	637	798
Restocker/feeder lamb	0-18kg	652	831
Light lamb	12-18kg	682	825
Trade lamb	18-22kg	750	881
Heavy lamb	22+kg	769	894
Mutton	18-24kg	558	677

National OTH sheep and lamb indicators (¢/kg cwt)		23 Jul 2021
Medium trade lamb	18-20kg	804
Heavy trade lamb	20-22kg	804
Heavy lamb	22-24kg	804
Mutton	18-24kg	657

State saleyard sheep and lamb indicators (¢/kg cwt)		Victoria		NSW		SA		WA		Tasmania	
		19 Jul 2022	20 Jul 2021	19 Jul 2022	20 Jul 2021	19 Jul 2022	20 Jul 2021	19 Jul 2022	20 Jul 2021	19 Jul 2022	20 Jul 2021
Merino lamb	16-22kg	686	857	650	785	613	798	509	733	nq	nq
Restocker/feeder lamb	0-18kg	652	897	662	842	703	879	455	670	515	888
Light lamb	12-18kg	646	873	702	838	668	864	521	719	639	892
Trade lamb	18-22kg	726	900	763	901	783	854	588	731	nq	873
Heavy lamb	22+kg	767	912	770	895	760	823	599	794	726	823
Mutton	18-24kg	581	703	553	675	513	605	478	595	529	684

Over-the-hooks sheep and lamb indicators (¢/kg cwt)		Victoria	NSW	SA	WA	Tasmania
		23 Jul 2021	23 Jul 2021	23 Jul 2021	23 Jul 2021	23 Jul 2021
Medium trade lamb	18-20kg	806	798	813	800	nq
Heavy trade lamb	20-22kg	806	798	813	800	nq
Heavy lamb	22-24kg	803	798	813	800	nq
Mutton	18-24kg	664	690	653	623	nq

Live export price quotes (A\$/head)		12 Jul 2022	20 Jul 2021
Live wether	Muchea	nq	nq

Glossary:

cwt – carcase weight

lwt – live weight

OTH – over-the-hooks. Refers to the marketing of cattle/sheep/lambs directly from the farm to an abattoir where a producer is paid for the value of the carcase based on a sliding grid.

CIF – Cost, insurance, freight. The quoted price for the goods including freight and insurance costs delivered to final destination.

C&F – Cost and freight. Refers to the quoted price for the goods, including freight to the delivery point, but not insurance.

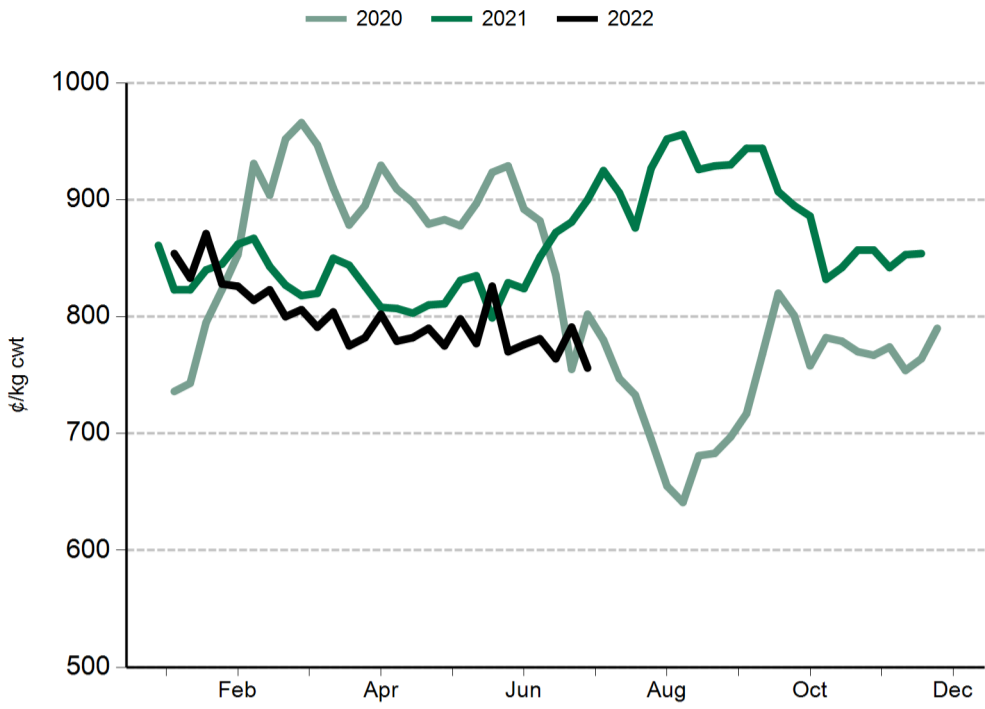
FAS – Free alongside ship. Refers to export price quotes where the seller is obliged to pay warehouse services, packing, inland freight and port charges, but not placement of goods onto the ship. The buyer is obliged to pay overseas freight, charges in foreign port, customs duties, quarantine and delivery to final destination. (See also 'FOB').

EYCI – Eastern Young Cattle Indicator. A seven day rolling average from 24 saleyards across NSW, Victoria and Queensland. It includes vealer and yearling heifers and steers, grade score C2 or C3, with live weight from 200kg.

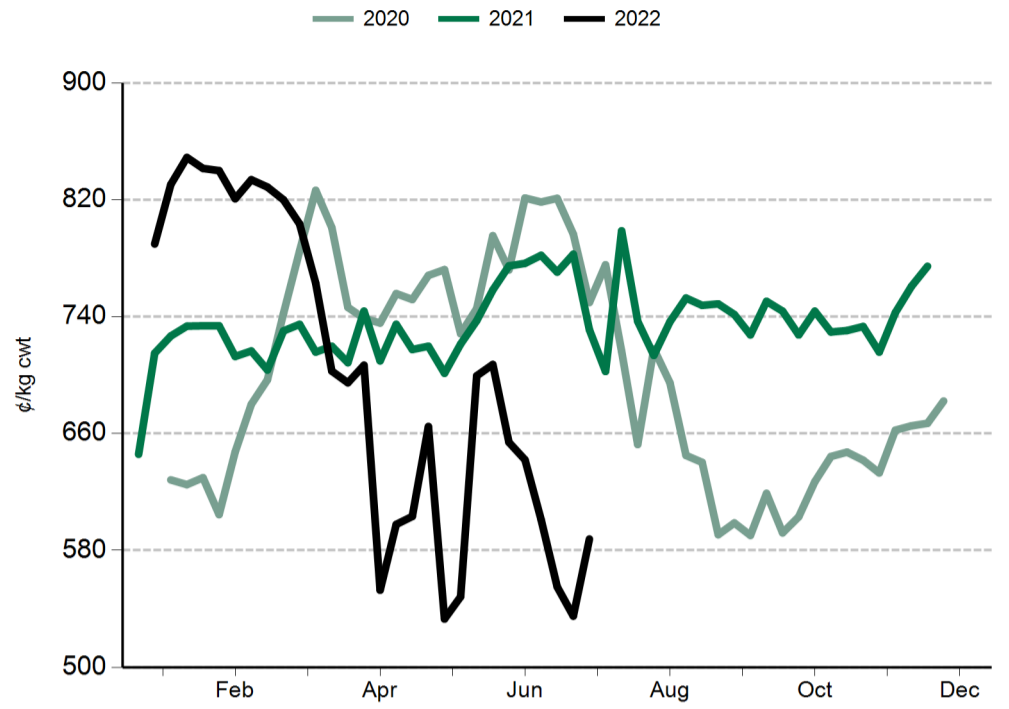
WYCI – Western Young Cattle Indicator. A benchmark of the value of young cattle in WA saleyards. It includes vealer and yearling heifers and steers, grade score C2 or C3, 180kg+ live weight.

All data is collected by MLA's NLRS, unless specified otherwise.

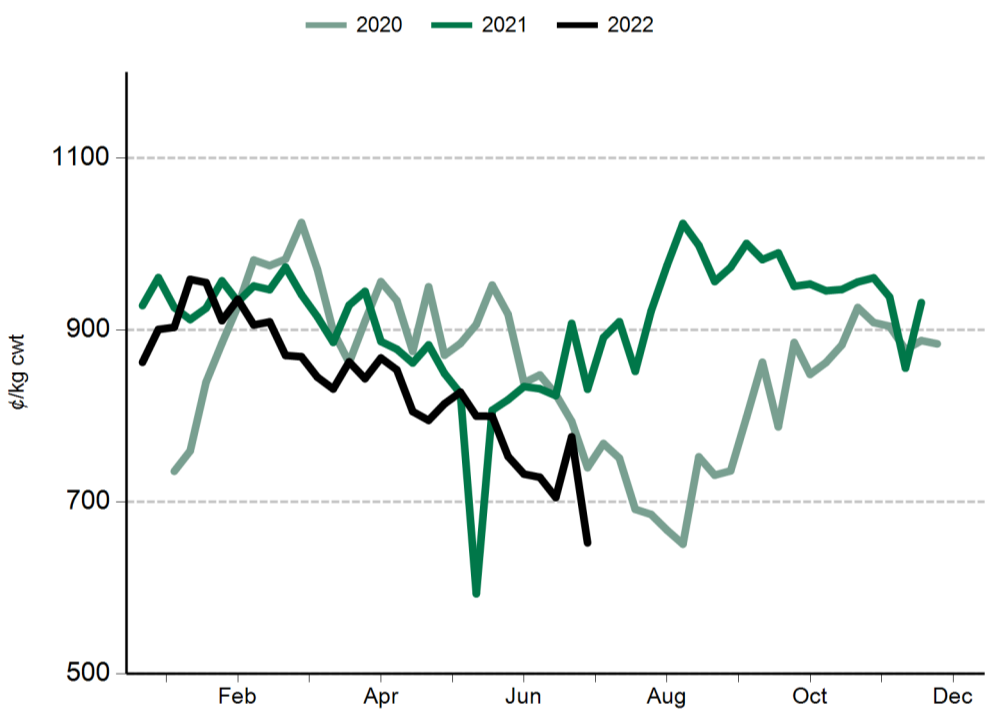
Eastern States Trade Lamb Indicator (ESTLI)



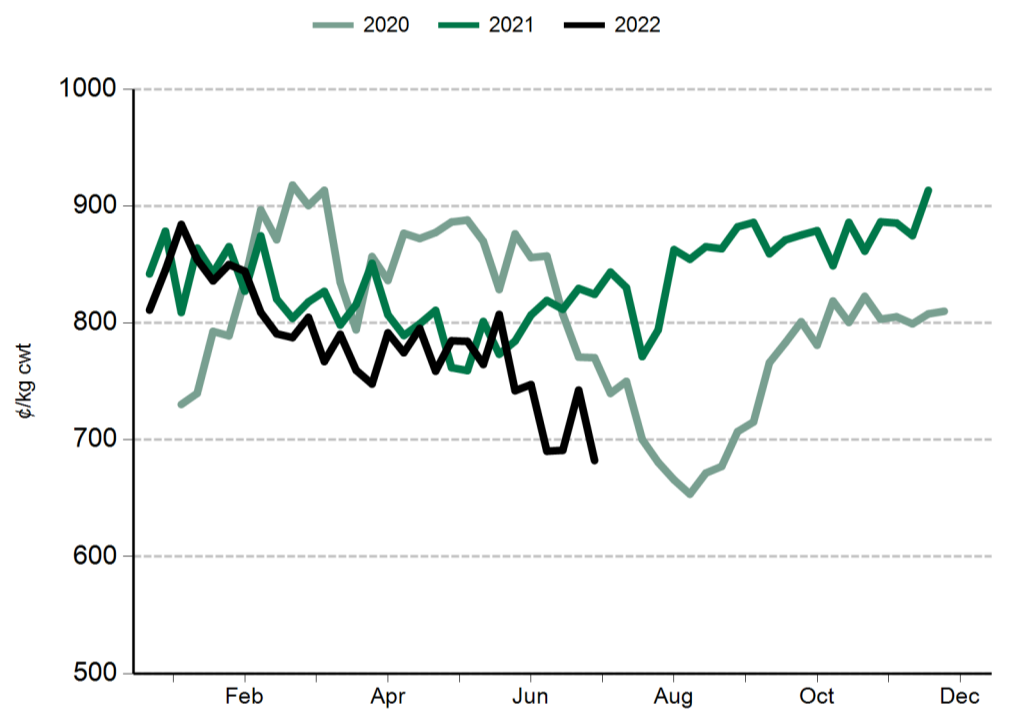
Western Trade Lamb Indicator (WTLI)



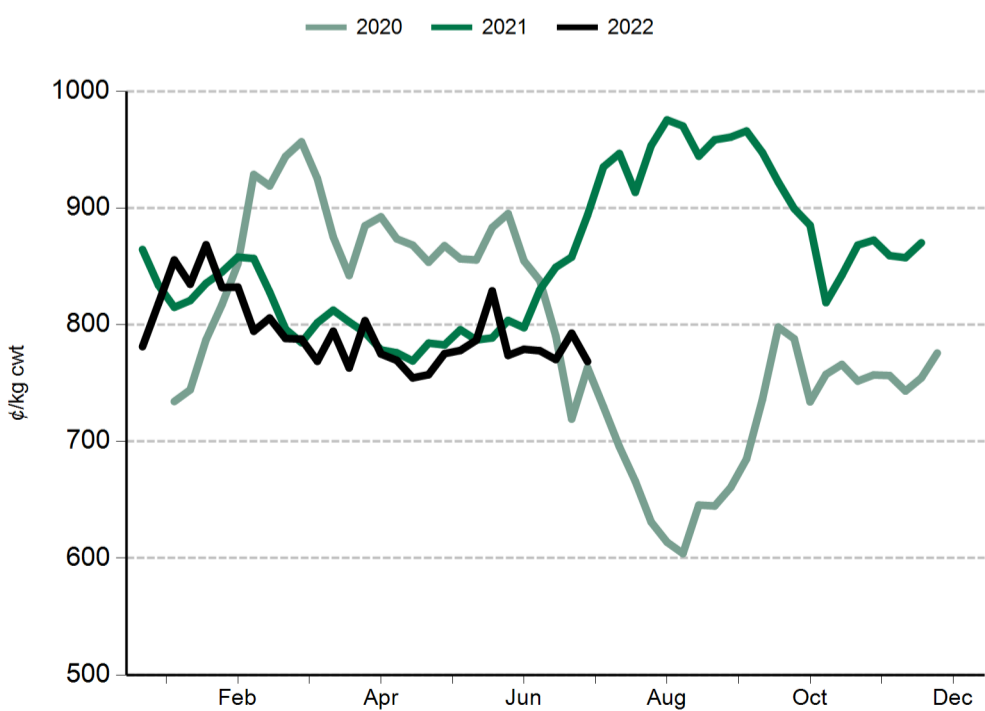
Restocker lamb



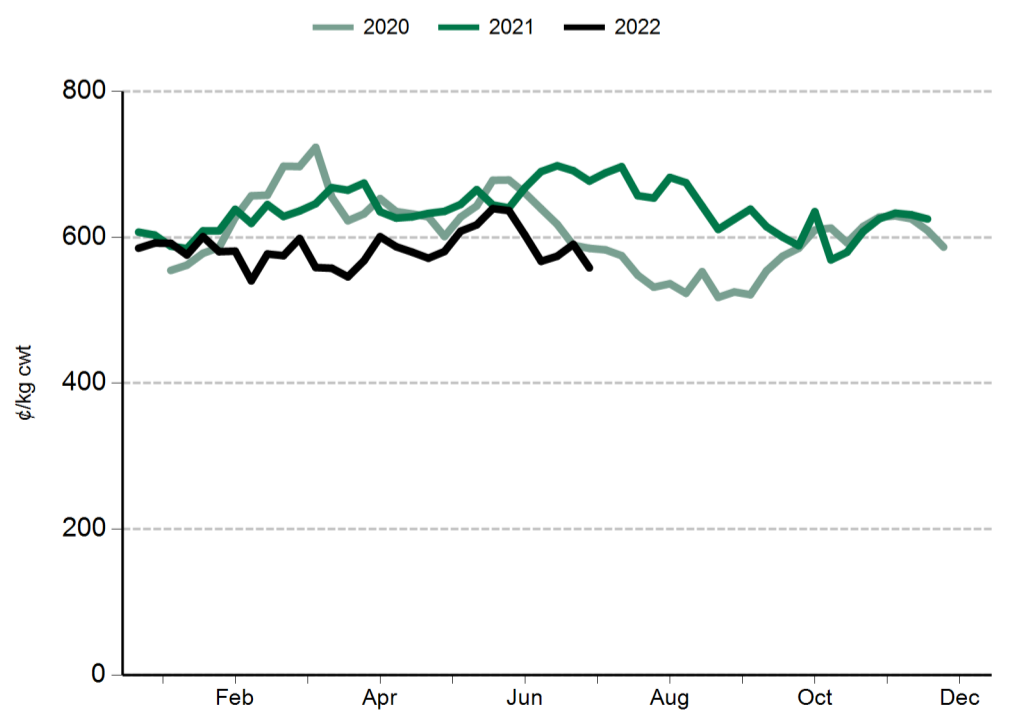
Light lamb



Heavy lamb



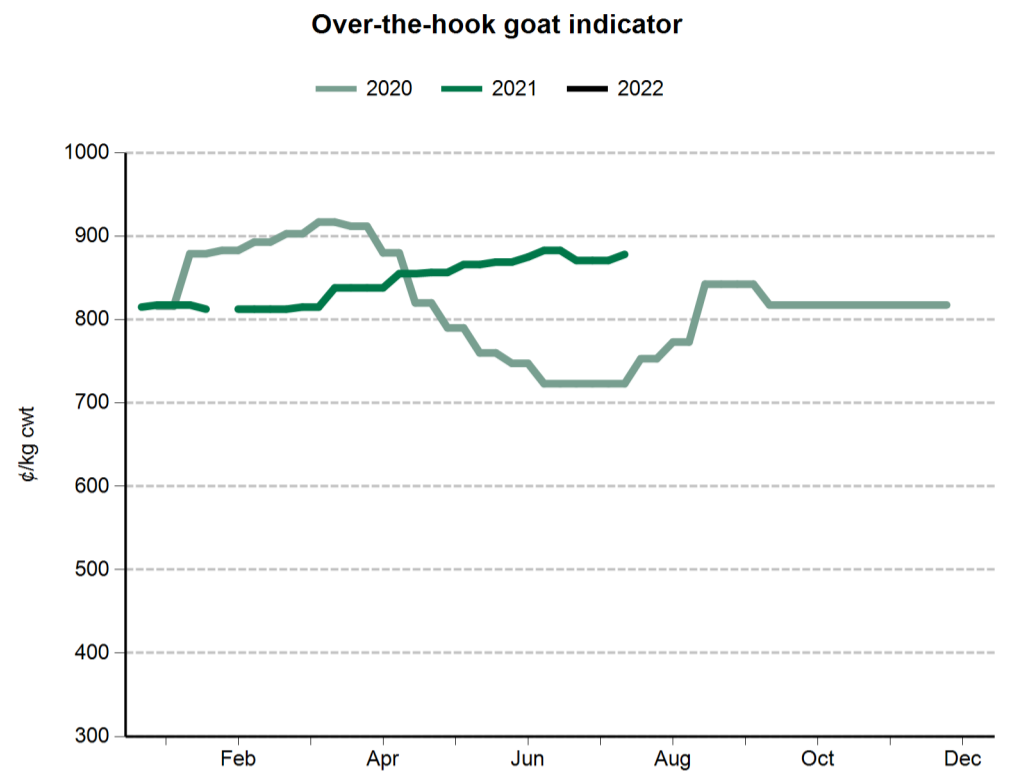
Mutton



General statistics

Over-the-hooks goat indicators (A¢/kg cwt)	23 Jul 2021
8.1-10kg	888
10.1-12kg	871
12.1-16kg	871
16.1-20kg	875
20.1kg+	850

Skin indicators - Lambs



Grain prices - Darling Downs (A\$/tonne)	15 Jul 2022	8 Jul 2022	16 Jul 2021
Wheat	420	406	335
Barley	499	415	297
Sorghum	350	352	nq

Grain prices - Riverina (A\$/tonne)	15 Jul 2022	8 Jul 2022	16 Jul 2021
Wheat	nq	nq	307
Barley	340	345	nq

Source: Profarmer Australia

PLEASE NOTE

MLA no longer reports on fodder prices, tallow prices or the EMI on a weekly basis.

These can be accessed separately through these links:

- [Fodder prices \(Dairy Australia\)](#)
- [Tallow prices \(MLA monthly co-product report\)](#)
- [EMI \(AWEX\)](#)

US imported beef prices (CIF)		8 Jul 2022	16 Jul 2021
Bull 95CL	US¢/lb	282.5	288.5
	A¢/kg	920.2	864.3
Cow 90CL	US¢/lb	263.5	265.5
	A¢/kg	858.3	795.4
CC/CF 85CL	US¢/lb	260.0	243.5
	A¢/kg	846.9	729.5
Shank 90CL	US¢/lb	262.5	269.5
	A¢/kg	855.0	807.3
Trim 85CL	US¢/lb	258.0	243.0
	A¢/kg	840.4	728.0
Trim 80CL	US¢/lb	nq	227.5
	A¢/kg	nq	681.5
Trim 75CL	US¢/lb	nq	175.0
	A¢/kg	nq	524.2
Trim 65CL	US¢/lb	nq	nq
	A¢/kg	nq	nq
Outside flats	US¢/lb	nq	nq
	A¢/kg	nq	nq
Knuckles	US¢/lb	292.3	285.0
	A¢/kg	951.9	853.8
Inside cap off	US¢/lb	347.5	360.0
	A¢/kg	1131.9	1078.5

Source: Steiner Consulting Group

